

Luminosities and mass-loss rates of Local Group AGB stars and Red Supergiants[★]

M. A. T. Groenewegen¹ and G. C. Sloan^{2,3,4}

¹ Koninklijke Sterrenwacht van België, Ringlaan 3, B-1180 Brussels, Belgium
e-mail: martin.groenewegen@oma.be

² Cornell Center for Astrophysics and Planetary Science, Cornell University, Ithaca, NY 14853-6801, USA

³ Department of Physics and Astronomy, University of North Carolina, Chapel Hill, NC 27599-3255, USA

⁴ Space Telescope Science Institute, 3700 San Martin Dr., Baltimore, MD 21218, USA

received: A&A submitted 2 May 2017, accepted: 2017

ABSTRACT

Context. Mass loss is one of the fundamental properties of asymptotic giant branch (AGB) stars, and through the enrichment of the interstellar medium, AGB stars are key players in the life cycle of dust and gas in the universe. However, a quantitative understanding of the mass-loss process is still largely lacking.

Aims. To investigate mass loss and luminosity in a large sample of evolved stars in several Local Group galaxies with a variety of metallicities and star-formation histories: the Small and Large Magellanic Cloud, and the Fornax, Carina, and Sculptor dwarf spheroidal galaxies (dSphs).

Methods. Dust radiative transfer models are presented for 225 carbon stars and 171 oxygen-rich evolved stars in several Local Group galaxies for which spectra from the Infrared Spectrograph on *Spitzer* are available. The spectra are complemented with available optical and infrared photometry to construct spectral energy distributions. A minimisation procedure is used to determine luminosity and mass-loss rate (MLR). Pulsation periods are derived for a large fraction of the sample based on a re-analysis of existing data.

Results. New deep *K*-band photometry from the VMC survey and multi-epoch data from IRAC (at 4.5 μm) and AllWISE and NEOWISE have allowed us to derive pulsation periods longer than 1000 days for some of the most heavily obscured and reddened objects. We derive (dust) MLRs and luminosities for the entire sample. The estimated MLRs can differ significantly from estimates for the same objects in the literature due to differences in adopted optical constants (up to factors of several) and details in the radiative transfer modelling. Updated parameters for the super-AGB candidate MSX SMC 055 (IRAS 00483–7347) are presented. Its current mass is estimated to be $8.5 \pm 1.6 M_{\odot}$, suggesting an initial mass well above $8 M_{\odot}$ in agreement with estimates based on its large Rubidium abundance. Using synthetic photometry, we present and discuss color-color and color-magnitude diagrams which can be expected from the James Webb Space Telescope.

Key words. circumstellar matter – infrared: stars – stars: AGB and post-AGB – stars: mass loss – Magellanic Clouds

1. Introduction

Almost all stars with initial masses in the range $\sim 0.9\text{--}8 M_{\odot}$ will pass through the asymptotic giant branch (AGB) phase, which is the final stage of active nuclear burning before they become post-AGB objects, planetary nebulae and finally white dwarfs. Stars above this mass range will pass through the red supergiant (RSG) phase before they may end as supernovae. In both cases, mass loss dominates the final evolutionary stages of the star.

The *Infrared Astronomical Satellite* (IRAS) and the *Infrared Space Observatory* (ISO) have greatly improved our understanding of these final evolutionary stages for stars in the Galaxy, but uncertainties in distances prevent accurate luminosities and mass-loss rates (MLRs). Sources at known distances, as in the Large and Small Magellanic Clouds (LMC and SMC), or nearby dwarf spheroidal galaxies (dSphs), reduce this problem and also enable the study of the effect of metallicity on the MLR. Surveys of the MCs with the *Spitzer Space Telescope* (Werner et al.

2004) have added to this legacy with data from IRAC (Fazio et al. 2004) and MIPS (Rieke et al. 2004): the *Spitzer* Survey of the SMC (S³MC; Bolatto et al. 2007) and the full-galaxy catalogs from *Surveying the Agents of Galactic Evolution* program for the LMC (Meixner et al. 2006) and SMC (Gordon et al. 2011).

Groenewegen et al. (2007) previously modelled the spectral energy distributions (SEDs) and spectra taken with the Infrared Spectrograph (IRS; Houck et al. 2004) on board *Spitzer* for a sample of 60 carbon (C) stars. Groenewegen et al. (2009, hereafter G09) extended this to 101 C stars and 86 oxygen-rich AGB stars and RSGs (hereafter referred to as M stars for simplicity) in the MCs.

The cryogenic phase of the *Spitzer* mission is over and the data taken with the IRS spectrograph are publicly available, e.g. through the CASSIS website (Lebouteiller et al. 2011)¹. In this paper we investigate a sample of AGB stars and RSGs in the MCs that is almost double in size compared to that considered by G09, including 19 C stars in four dSphs: Fornax, Carina, Leo I, and Sculptor (Matsuura et al. 2007, Sloan et al. 2012).

Send offprint requests to: Martin Groenewegen

[★] Tables A.1, A.2, B.1, B.1, and C.1 are available in electronic form at the CDS via anonymous ftp to cdsarc.u-strasbg.fr (130.79.128.5) or via <http://cdsweb.u-strasbg.fr/cgi-bin/qcat?J/A+A/>. Figures B.1 and B.2 are available in the on-line edition of A&A.

¹ Combined Atlas of *Spitzer*/IRS sources, available at <http://cassis.sirtf.com>.

Considerable work is ongoing to model large numbers of AGB stars in the MCs using the available photometry, by fitting the SEDs of individual stars with a radiative transfer model. Gullieuszk et al. (2012) presented results on 374 AGB candidates in a 1.42 square degree area² in the LMC observed as part of the VISTA Magellanic Cloud Survey (VMC; Cioni et al. 2011). Riebel et al. (2012) derived MLRs for a sample of $\sim 30\,000$ AGB stars and RSGs in the LMC, by fitting up to 12 bands of photometry to the precomputed Grid of Red Supergiant and Asymptotic Giant Branch Models (GRAMS; Srinivasan et al. 2011 for the C-rich grid; Sargent et al. 2011 for the O-rich grid). Srinivasan et al. (2016) used a similar approach for the SMC. Boyer et al. (2012) took a hybrid approach by first determining the dust MLR using the GRAMS models for 65 stars in 5 classes of AGB stars and RSGs. They then determined relations between the dust MLR and photometric excess at $8\,\mu\text{m}$ and used these to estimate the dust MLR for a total of about 25 000 AGB stars and RSGs in the LMC and about 7500 in the SMC.

To only consider stars with IRS spectra naturally limits the number of stars for which mass-loss rates and luminosities may be determined, but the spectra provide some important advantages compared to just a photometric sample. First, molecular absorption bands and dust emission features in the spectra allow confident identifications of C-rich versus O-rich stars (as described succinctly by Kraemer et al. 2002). Spectroscopic classifications are not perfect, primarily because some sources exhibit C-rich and O-rich characteristics simultaneously, but they do help break the degeneracies where the two classes overlap in color-color space (for the bluest and reddest sources). Second, the spectra better constrain mineralogical properties of the dust such as grain size and shape, crystallinity, and chemistry. And, because the spectra provide more information on a source than the photometry can, they also better constrain the radiative transfer models fitted to the data. The lessons learned from the smaller spectroscopic sample can then be applied to models of the much larger photometric samples.

Section 2 describes the sample of AGB stars and RSGs with IRS spectra and the spectral data. Section 3 describes the ancillary photometry and the periods derived from those data. Section 4 presents the radiative transfer model and the properties of the dust species considered. Section 5 presents the results and compares them to previous efforts (e.g. G09). Section 6 discusses the relation between stellar evolution and mass loss.

2. The sample of infrared spectra

2.1. Spectra

Several groups have obtained *Spitzer* IRS data of evolved stars in the LMC and SMC. Table 1 lists the programs considered here. The last program listed provided data on a sample of 19 C stars in the Carina, Fornax, Leo I, and Sculptor dSphs.

Most of the spectra considered here were obtained with the low-resolution modules of the IRS: Short-Low (SL), which covers the 5.1–14.2 μm range, and Long-Low (LL), which covers 14.0–37.0 μm . Both modules have a resolution ($\lambda/\Delta\lambda$) of ~ 60 –100. For some of the fainter sources, spectra were obtained using only SL. Program 40650 (Gruendl et al. 2008) observed several deeply embedded carbon-rich sources with SL and the two modules with higher spectral resolution, Short-High (SH) and Long-

High (LH). They referred to these sources as extremely red objects (EROs), and we have done the same.

All observations utilized the standard IRS nodding mode, which produces spectra of the source in two positions in each slit. Each module has two apertures, which produce spectra in two orders, along with a short “bonus” order, which produces a short piece of the first-order spectrum when the source is in the second-order aperture. Thus, to generate a full low-resolution IRS spectrum, eight separate pointings of the telescope are required, and these produce 12 spectral segments which must be combined.

The detailed nature of the observations varied substantially among the samples considered here. Some observers were careful to match the integration times and number of integration cycles in each aperture of a given module; others prioritized reduced observing time over flexibility in background subtraction. Whenever possible, we differenced images by aperture in SL, using the image with the source in one aperture as the background for the image when the source is in the other aperture. For LL, we generally used the image with the source in one nod as the background for an image with the source in the other nod in the same aperture. However, when forced to deviate from this default due to background gradients, other sources in the image, or the design of the observation, we shifted to whatever background had the least structure.

Difference images still contain pixels which cannot be calibrated (rogue pixels), which we replaced using the IMCLEAN algorithm (see Sloan & Ludovici (2012) for more details).

Spectra were extracted from images using two methods: tapered-column and optimal extraction. The former sums the spectra within a range of fractional pixels close to the spectral trace. The algorithms available with the SMART and CUPID packages are functionally equivalent;³ we used CUPID. Optimal extraction fits a measured point-spread function (PSF) to the image at each wavelength to minimize the noise. We used the algorithm available in SMART (see Lebouteiller et al. 2010 for details) but ran it offline.

For tapered-column extraction, spectra were extracted from individual images and then coadded. For optimal extraction, we coadded the images first to improve our ability to properly locate faint sources, then extracted.

The tapered-column extractions are preferred in only a few cases. If the source is extended, optimal extraction produces artifacts due to the impossibility of fitting a PSF. For bright sources, the gain in signal/noise ratio (SNR) with the optimal extraction is negligible, and for the highest SNR cases, artifacts due to limits in our understanding of the PSF can be seen. We used optimal extraction in most cases; it can improve the SNR by a factor of nearly two. Only when the spectra produced different structure did we rely on the tapered-column extraction.⁴ Most of the spectra considered here are publicly available from the CASIS website, which provides both tapered-column and optimal extractions and guidance as to which is preferred in individual cases.

Spectra observed with SH and LH were extracted using full-slit extraction, which is also available in SMART. Only the EROs from Program 40650 (Gruendl et al. 2008) are affected.

² An area corresponding to a single “tile” observed by VISTA, out of a planned 180 square degrees for the final VMC survey covering SMC, LMC, Bridge and Stream.

³ The Spectroscopy Modeling Analysis and Reduction Tool (Higdon et al. 2004), and the Customizable User Pipeline for IRS Data, available from the SSC.

⁴ Tapered-column extraction was kept for the following sources: MSX LMC 787, IRAS 04374, IRAS 05568, MH 6 and W61-6-24

Table 1. Spectroscopic *Spitzer* programs considered in this paper.

| Program ID | Principal Investigator | Reference paper | Notes |
|------------|------------------------|---|---|
| 200 | J. R. Houck | Sloan et al. (2008) | Evolved stars in the LMC and SMC |
| 1094 | F. Kemper | | AGB evolution in the LMC (and Galaxy) |
| 3277 | M. P. Egan | Sloan et al. (2006), Kraemer et al. (2016) | Infrared-bright sample in the SMC |
| 3426 | J. H. Kastner | Buchanan et al. (2006) | Infrared-bright sample in the LMC |
| 3505 | P. R. Wood | Zijlstra et al. (2006), Lagadec et al. (2007) | AGB stars in the LMC and SMC |
| 3591 | F. Kemper | Leisenring et al. (2008) | Evolved O-rich stars in the LMC |
| 30155 | J. R. Houck | | Sources with crystalline silicates in the SMC |
| 30788 | R. Sahai | Sloan et al. (2014) | Embedded carbon stars and post-AGB objects in the LMC |
| 40159 | A. Tielens | Kemper et al. (2010), Woods et al. (2011) | Filling color-color and color-mag. space in the LMC |
| 40650 | L. W. Looney | Gruendl et al. (2008) | YSOs (and some deeply embedded carbon stars) in the LMC |
| 50167 | G. Clayton | | RSGs in the LMC and SMC |
| 50240 | G. C. Sloan | | Filling color-color and color-mag. space in the SMC |
| 50338 | M. Matsuura | Matsuura et al. (2014) | Carbon-rich post-AGB candidates in the LMC |
| 20357 | A. Zijlstra | Sloan et al. (2012) | Carbon stars in other Local Group dwarf galaxies |

Another difference between observations was the requested accuracy of the peak-up algorithm used to center the source in the spectroscopic slit. Some of the spectra did not utilize the highest accuracy, and as a result these were more likely to suffer from partial truncation of the source by the slit edges. Given the narrow size of the SL slit (3.6'') compared to the typical pointing accuracy of ~0.4'', any of the SL data could be affected. Sloan & Ludovici (2012) found that for most observations, multiplying a spectral segment by a scalar would solve this pointing-induced throughput problem to within ~2%.

Throughput problems generally result in small discontinuities between spectral segments. We assumed that all corrections should be up, to the best-centered spectral segment.

We calibrated the spectra using HR 6348 (K0 III) as a standard star, supplemented with HD 173511 (K5 III) for LL data taken after the change in detector settings for that instrument (starting with IRS Campaign 45). Sloan et al. (2015) describe how the truth spectra for these sources were constructed, tested, and cross-calibrated with other systems.

2.2. Considering the sample

Not all programs considered here observed AGB stars and RSGs exclusively. As with G09, targets were selected from these programs by examining the IRS spectra, collecting additional photometry (see below), consulting SIMBAD and the papers describing these programs, and considering the results of the radiative transfer modelling (see Sec. 4).

Our classification leads to a sample with 225 C stars and 171 M stars, with the M stars including 10 objects in the foreground of the LMC and one in front of the SMC. Our C stars include R CrB stars and post-AGB objects which other groups place in separate categories. For example, we count 160 stars in the LMC and 46 in the SMC, while Sloan et al. (2016) count 144 and 40, respectively. The classifications from the SAGE Team include 145 C stars in the LMC and 39 in the SMC (Jones et al. 2017b; Ruffle et al. 2015). We have classified one unusual object, 2MASS J00445256–7318258 (j004452) as a C star, due to the deep C₂H₂ absorption band centered at 13.7 μ m. Ruffle et al. (2015) classify it as O-rich due to the presence of strong crystalline emission features at 23, 28, and 33 μ m. Kraemer et al. (2017; They refer to the object as MSX SMC 049.) confirmed its optical C-rich spectrum, noted its dual C/O chemistry in the mid-infrared, and suggested that it may be a post-AGB object.

3. Ancillary data

Tables A.1 and A.2 in the Appendix list basic information for the C and M stars respectively, including name, position, an abbreviated identifier used in subsequent tables and figures, the pulsation period, pulsation (semi-)amplitude and filter (see details in Section 3.2 below), and remarks. These tables and some of the figures use the following classifiers for the oxygen-rich stars: FG=Foreground; SG=Supergiant; MA=M-type AGB-star.

3.1. Photometry

For all stars additional broadband photometry ranging from the optical to the mid-IR was collected from the literature, primarily using VizieR⁵ and the NASA/IPAC Infrared Science Archive⁶, using the coordinates given in Tables A.1 and A.2.

In the optical we collected *UBVI* data from Zaritsky et al. (2002, 2004) for the Magellanic Clouds (MCs), *UBVR* data from Massey (2002) for the MCs, *BVRI* data from Oestreich et al. (1997) for RSGs in the LMC, *OGLE-III VI* mean magnitudes from Udalski et al. (2008a,b), *EROS BR* mean magnitudes from Kim et al. (2014) and Spano et al. (2011), *MACHO BR* mean magnitudes from Fraser et al. (2008), and *VRI* data from Wood, Bessell & Fox (1983, hereafter WBF).

Near-infrared photometry comes from DENIS *IJK* data from Cioni et al. (2000) and their third data release (The DENIS consortium 2005), the all-sky *JHK* release of 2MASS (Skrutskie et al. 2006), the extended mission long-exposure release (2MASS-6X, Cutri et al. 2006), *JHK* data from the IRSF survey (Kato et al. 2007), *JHK* data from the LMC near-infrared synoptic survey (Macri et al. 2015), SAAO *JHKL* data from Whitlock et al. (1989, 2003), and CASPIR *JHKL* data specifically taken for the IRS observations (Sloan et al. 2006, 2008, Groenewegen et al. 2007), and from Wood et al. (1992), and Wood (1998). VMC data (Cioni et al. 2011) were used for selected very red sources, mostly to try to determine their pulsation periods (Sec. 3.2).

Mid-infrared data include *IRAS* data from the Point Source Catalog and the Faint Source Catalog (Moshir et al. 1989; Loup et al. 1997; only data of the highest quality flag were considered), photometry at 3.6, 4.5, 5.8, 8.0 and 24 μ m from the SAGE survey of the LMC (Meixner et al. 2006; two epochs), the S³MC sur-

⁵ <http://vizier.u-strasbg.fr/viz-bin/VizieR>

⁶ <http://irsa.ipac.caltech.edu/>

vey of the SMC, (Bolatto et al. 2007), and the SAGE-SMC catalog (Gordon et al. 2011; also two epochs). For selected very red sources we also used *Spitzer* photometric data from Gruendl et al. (2008) and Whitney et al. (2008). We also used data from the *Wide-field Infrared Survey Explorer* (WISE; Wright et al. 2010), specifically from the *AllWISE* catalog (Cutri et al. 2013), as well as data from the *Akari* Point-Source Catalogue (up to 5 filters between 3 and 24 μm) and Infrared Camera catalog (IRC; 9 and 11 μm) (Ishihara et al. 2010, Ita et al. 2010, Kato et al. 2012).

Far-infrared data were obtained from the *Akari* Far-Infrared Surveyor (FIS, with four filters between 65 and 160 μm ; Yamamura et al. 2010), MIPS 70 μm data from the SAGE survey, and the Heritage survey, which included photometry from *Herschel* at 70, 100, 250, 350, and 500 μm (Meixner et al. 2013). Reliable data beyond 60 μm were available for only about a dozen C stars and a half dozen O stars, mostly SAGE data at 70 μm . Additionally, MIPS-SED spectra (van Loon et al. 2010a,b) were used for four sources⁷.

The literature considered is not exhaustive, but it does include all recent survey data available in the near- and mid-IR, where these stars emit most of their energy. When fitting radiative transfer models, all data were considered as individual measurements with their reported errors. No attempt was made to combine or average multiple observations in a given photometric band, or in similar bands from different telescopes. Variability is an important characteristic of AGB stars and can influence the constructed SED and the fitting. Fortunately, in the optical where the amplitude of variability is largest, mean magnitudes are available from the OGLE, MACHO and EROS surveys, with small errors on the mean magnitude.

In most cases, spectra from the IRS and the infrared photometry agreed. In the 48 cases where they did not ($\sim 12\%$ of the sample), the spectra were scaled to the available photometry in wavelengths covered by the spectrum. In half of those cases, the correction was less than 25%, and in 14 cases it was larger than a factor of 2.

3.2. Pulsation periods

An extensive effort was made to obtain pulsation periods for the sample. The most important data sources are the OGLE, EROS and MACHO photometric surveys. Although periods have been published for LPVs from these surveys, we downloaded the original data and derived periods independently using the publicly available code *Period04* (Lenz & Breger 2005). OGLE-III *I*-band data are available through the OGLE Catalog of Variable Stars.⁸ The EROS-2 data for more than 150 000 stars that were used by Kim et al. (2014) are available online,⁹ and the data for the few stars that were missing were kindly provided by Dr. Jean-Baptiste Marquette (private communication). The correspondence between EROS-2 identifier and coordinates is provided by a separate database, but is also available through SIMBAD and VizieR. MACHO data are also online.¹⁰ In this case any association listed in SIMBAD and VizieR between our sources and the MACHO counterpart was only taken as guidance, and we independently searched for all MACHO targets within 2.5'' of our targets.

⁷ With our designations: wohg64, bmbb75, msxlm349, and iras05329.

⁸ <ftp://ftp.astrouw.edu.pl/ogle/ogle3/OIII-CVS/>

⁹ <http://stardb.yonsei.ac.kr/>

¹⁰ <http://macho.nci.org.au/>

Other sources of optical data were also considered, specifically the Catalina Sky Survey (CSS, Drake et al. 2014),¹¹ ASAS-3 data (Pojmanski 2002)¹², and data from the Optical Monitor Camera (OMC) onboard *INTEGRAL* (Mas-Hesse et al. 2011).¹³

Many of the redder sources have traditionally been monitored in the near-infrared (e.g. Wood 1998, Whitelock et al. 2003), and these data have also been used, either taking directly the quoted periods and amplitudes or in some cases combining the data and rederiving the periods. For red stars with no previous period determination or where the available infrared data were sparse, the VMC database (Cioni et al. 2011) was consulted. In the *K*-band the VMC observations typically have 10–15 data points spread over a relatively short timespan (6–12 months), but when combined with other data, even if from a single epoch, a reliable and unique period could be derived in many cases (Groenewegen et al. in prep.)

To analyze the variability of the more embedded sources, we have utilized the data from *WISE* differently than described in the previous section, where the focus was on assembling photometric data to be fitted with radiative transfer models. To investigate variability, we have followed Sloan et al. (2016) and used the *AllWISE Multiepoch Photometry Table* and the *NEOWISE-R Single Exposure (L1b) Source Table* (from the NEOWISE reactivation mission; Mainzer et al. 2014) but with some changes to their method. We did not average together data taken within a few days of each other. We considered data up to and including the June 2017 release, which gives two more years of data than were considered before. We also focused just on the W2 filter at 4.6 μm , as it is brighter than W1 for the reddest sources.

When data were available, we combined the W2 data with IRAC 4.5 μm data from the *SAGE-VAR* catalog (Riebel et al. 2015), which adds 4 epochs obtained during the warm *Spitzer* mission on the Bar of the LMC and the core of the SMC with the original epochs obtained during the *SAGE* and *SAGE-SMC* surveys. The effective wavelengths of the W2 and IRAC 4.5 filters are similar, but for the reddest sources for which these data were used, the difference can be of the order of a few tenths of a magnitude. To shift the W2 at 4.6 μm to 4.5 μm , we did not use the color corrections derived by Sloan et al. (2016). Instead, we used the radiative transfer models fitted to the photometry to determine the proper adjustment from the WISE to the IRAC filter.

Tables A.1 and A.2 in the Appendix list the adopted pulsation period, the amplitude (in the mathematical sense, sometimes referred to as the semi-amplitude, or in other words, half the peak-to-peak amplitude), the filter, and the reference to the data used.

The sample includes about 180 stars with periods listed by OGLE. In 85% (88%) of the cases the period we derive from the OGLE data agrees within 5% (10%) with the first of three possible periods listed by OGLE. In an additional 6% of the cases our adopted pulsation period corresponds to the second period listed by OGLE. There are also a few cases where the period we find is about double that of the first OGLE period. The final periods listed in the tables also include the analysis from EROS and MACHO data when available.

As mentioned above, Sloan et al. (2016) used *AllWISE* and *NEOWISE* data to derive previously unknown periods for five C stars (their Fig. 20). For three stars we quote periods here based on *K*-band data from the VMC survey and the literature

¹¹ http://nunuku.caltech.edu/cgi-bin/getcssconedb_release_img.cgi

¹² <http://www.astrouw.edu.pl/asas/?page=aasc&catsrc=asas3>

¹³ https://sdc.cab.inta-csic.es/omc/secure/form_busqueda.jsp

(Groenewegen et al. in prep), that agree to within 3% with the periods found by Sloan et al. For the other two stars, we independently derived the periods based on the W2 filter (combining it with [4.5] data for one object). Despite the differences in our approaches, the periods agree within 1%.

4. The model

The models are based on the “More of DUSTY” (MoD) code (Groenewegen 2012) which uses a slightly updated and modified version of the *DUSTY* dust radiative transfer (RT) code (Ivezic et al. 1999) as a subroutine within a minimization algorithm.

4.1. Running the radiative transfer code

The RT code determines the best-fitting dust optical depth, luminosity, temperature at the inner radius, T_c , and index of the density distribution, $\rho \sim r^{-p}$ by fitting photometric data and spectra for a given model atmosphere and dust composition. (The code can also consider visibility data and 1D intensity profiles, but these data are not available for the sample considered here.) Each of the four free parameters may be fixed or fitted in the RT code, see Section 4.3.

The outer radius in the models is set to a value where the dust temperature reaches about 20 K. This implies values of $(4 - 22) \cdot 10^3$ times the inner radius, which correspond to outer radii of less than $\sim 25''$ in all cases. However, depending on wavelength, the emission comes from a much smaller region. As a test, the SED was calculated for one of the reddest sources with a large default outer radius of $13\,000 R_{in}$, and then re-run with progressively smaller outer radii. At $70\,\mu\text{m}$ the flux is reduced by 5% when decreasing the outer radius to $2\,000 R_{in}$, corresponding to about $2''$. In comparison the FWHM of the MIPS $70\,\mu\text{m}$ band is $18''$. Emission at shorter wavelengths comes from an even more compact region, e.g. $\lesssim 1''$ at $24\,\mu\text{m}$. Generally, the PSFs of the combinations of instrument and filter of the datasets listed in Sec. 3 match the physical size of the emitting region at the distance of the MCs quite well. The exception is the WISE 4 filter at $22\,\mu\text{m}$ with a PSF of $12''$, which is much larger than the size of the emitting region and makes background subtraction more important. In fact, this is the data point that has been excluded most frequently from the SEDs, in 25 of the 370 sources for which it was available.

We masked those portions of the IRS spectra with poor S/N or those affected by background subtraction problems and did not include them in the minimization procedure. In addition, spectral regions dominated by strong molecular features that are not included in the simple model atmospheres are also excluded for the C stars, i.e. the regions $5.0\text{--}6.2\,\mu\text{m}$ (CO + C₃, e.g. Jørgensen et al. 2000), $6.6\text{--}8.5\,\mu\text{m}$ and $13.5\text{--}13.9\,\mu\text{m}$ (C₂H₂, e.g. Matsuura et al. 2006). No regions were excluded in the fitting of the O-rich stars.

The photospheric models for C stars come from Aringer et al. (2009)¹⁴, while the M stars are modelled by a MARCS stellar photosphere model (Gustafsson et al. 2008)¹⁵. For the C stars, the models assume 1/3 solar metallicity for the LMC and 1/10 for the SMC and other Local Group galaxies. For M stars, the corresponding values are -0.5 and -0.75 dex. The model atmospheres also depend on $\log g$, mass, and C/O ratio (for the C-stars). The SED fitting is not sensitive to these values, and we

adopted fixed values $\log g = 0.0$ or $+0.5$, 1 or $2 M_{\odot}$, and C/O = 1.4.

To determine luminosities from the RT output, distances of 50 kpc to the LMC and 61 kpc to the SMC are adopted, while for the other Local Group galaxies the distances adopted by Sloan et al. (2012) are kept: 84.7 kpc for Sculptor, 104.7 kpc for Carina, 140.6 kpc for Fornax, and 259.4 kpc for Leo I.

The model results have been corrected for a typical $A_V = 0.15$ mag for all Magellanic stars, 0.06 mag for Sculptor, 0.08 mag for Carina and Fornax, and 0.09 mag for Leo I. We adopted the reddening law of Cardelli et al. (1989) for other wavelengths. The exact value has little impact on the results, as it corresponds to $\lesssim 0.02$ mag of extinction in the near-IR.

4.2. Dust grain properties

The dust around the C stars is assumed to be a combination of amorphous carbon (AMC), silicon carbide (SiC), and magnesium sulfide (MgS). The optical constants are taken from Zubko et al. (1996, the ACAR species, denoted “zubko” in Table B.1) for AMC, Pitman et al. (2008, denoted “Pitm” in Table B.1) for SiC, and Hofmeister et al. (2003, denoted “Hofm” in Table B.1) for MgS.

Models were run mostly for a single grain size $0.15\,\mu\text{m}$, although some models were also explored with $a = 0.10$ and $0.30\,\mu\text{m}$. The current modelling does not allow us to determine the grain size (or even grain size distribution). Nanni et al. (2016) recently found that the near- and mid-IR colors of SMC C-stars can be described better with grains of size $\lesssim 0.12\,\mu\text{m}$ than with grains $\gtrsim 0.2\,\mu\text{m}$.

The models by G09 did not consider MgS, and the 22–39 μm wavelength range was specifically excluded in their fitting. Also, the absorption and scattering coefficients were calculated in the small-particle limit for spherical grains. Here, MgS is included in the fitting, but spherical grains are known not to match the observed profile of MgS (Hony et al. 2002). The absorption and scattering coefficients for MgS have been calculated using a distribution of form factors (Mutschke et al. 2009) close to the classical CDE (continuous distribution of ellipsoids; see Min et al. 2006). This distribution fits the observed shape of the 30 μm feature reasonably well.

The identification of MgS as the carrier of the 30 μm feature by Goebel & Moseley (1985) has come under some scrutiny in the past few years. The primary issue is that the strength of the 30 μm feature in some post-AGB objects would violate abundance limits if the grains were solid MgS (Zhang et al. 2009). However, if MgS forms a layer on a pre-existing core, it will produce the observed feature without requiring too much Mg or S. Sloan et al. (2014) reviewed the spectroscopic evidence supporting the case for layered grains, addressed other concerns about MgS as the carrier of the 30 μm feature, and concluded that it remains the best candidate.

The absorption and scattering coefficients for SiC and AMC are calculated using a distribution of hollow spheres (DHS, Min et al. 2003). In DHS, the optical properties are averaged over a uniform distribution in volume fraction between 0 and f_{max} of a vacuum core, where the material volume is kept constant, in order to simulate the fluffiness of real grains. G09 found that $f_{\text{max}} = 0.7$ fitted the data well, and we use that value here.

AMC, SiC and MgS are then mixed in proportions in order to fit the data, i.e. the strength of the SiC and MgS feature. This method assumes that the mixture is uniform throughout the envelope and that the grains are in thermal contact.

¹⁴ <http://stev.oapd.inaf.it/synphot/Cstars/>

¹⁵ <http://marcs.astro.uu.se/>

For M stars the dust chemistry is richer than that for C stars. We considered several species, but found that we could model the observed data with four dust components: amorphous silicates (olivine or MgFeSiO_4 ; Dorschner et al. 1995; denoted “Oliv” in Table B.2), amorphous alumina (Begemann et al. 1997; denoted “AlOx”), metallic iron (Pollack et al. 1994; denoted “Fe”), and crystalline forsterite ($\text{Mg}_{1.9}\text{Fe}_{0.1}\text{SiO}_4$; Fabian et al. 2001, denoted “Forst”).

The absorption and scattering coefficients are calculated using DHS with $f_{\text{max}} = 0.7$, and for grain sizes 0.1, 0.2 and 0.5 μm , compared to a more traditional value of $\sim 0.1 \mu\text{m}$. For some Galactic targets, large grains have proven necessary when near-IR visibility data are available, because they provide an additional scattering component. Examples include IRC +10 216 and OH 26.5, which were fitted with MoD code by Groenewegen et al. (2012) and Groenewegen (2012), respectively. Recently, Norris et al. (2012), Scicluna et al. (2015), and Ohnaka et al. (2016) found evidence for grains in the range 0.3–0.5 μm , and 0.1–1 μm grains are advocated to drive the outflow around oxygen-rich stars (Höfner 2008, Bladh & Höfner 2012).

4.3. Finding the best model

The MoD code determines the best-fitting luminosity, dust optical depth, temperature at the inner radius, and index of the density distribution. Groenewegen (2012) describes how to identify the best-fitting model by minimising a χ^2 parameter.

The luminosity is fitted in all cases. Whether the other three parameters have been fitted or fixed is indicated in Tables B.1 and B.2. In about 8% of the objects, the data show no evidence of a dust excess, and the dust optical depth is fixed to a small value. In about one-third of the C-stars and half of the O-stars, the dust optical depth is the only additional free parameter. When not fitted, T_c is fixed to the typical condensation temperature (1200 K for C-stars and 1000 K for O-stars in most cases) and p is fixed to 2, i.e. the density law for a constant outflow velocity and MLR.

Increasing the number of free parameters will always decrease the reduced χ^2 of the model. To avoid overfitting and penalizing the addition of free parameters, MoD also calculates the Bayesian information criterion (BIC; Schwarz 1978; see also Groenewegen 2012). The best-fitting model is the one with the lowest BIC value.

Some of the parameters that are determined are external to MoD, as they are available on a discrete grid only. For example, the model atmospheres (both MARCS and Aringer et al. 2009) are available on a grid with 100 K spacing. In addition, the grain absorption and scattering properties are pre-calculated for a discrete number of grain sizes and dust compositions. For C stars, we considered AMC, SiC and MgS in ratios 100 : x : y , where x and y are integer multiples of 5. We treated O-rich stars with a similar grid for silicates, alumina, metallic iron and forsterite.

MoD is then run over the grid of effective temperatures (for a typical dust composition) to find the best-fitting model atmosphere. Then the model atmosphere is fixed to that effective temperature, and the model is run over the grid of grain sizes and dust compositions to find the best dust model. The input and output of the models (parameters, reduced χ^2 , BIC) are stored, so that the lowest BIC (the best-fitting model) may be found, and errors estimated for the parameters.

5. Results

Tables B.1 and B.2 in the Appendix list the parameters of the models which best fit the observed data for the C stars and M

stars, respectively. Figures B.1 and B.2 in the Appendix show the best-fitting model to the SED and IRS spectra for these two groups. The tables include the luminosity and MLR, calculated assuming an expansion velocity v_{exp} of 10 km s^{-1} and a gas-to-dust ratio of 200. Observations of CO line widths suggest that the outflow velocity may depend on luminosity and metallicity (e.g. van Loon et al. 2000, Lagadec et al. 2010, Groenewegen et al. 2016; Goldman et al. 2017). The gas-to-dust ratio in the circumstellar outflows is expected to scale with the initial metallicity for O rich sources, but this is not clear for C rich sources, which fuse carbon in their interiors. In both cases, though, the nature of that dependence is uncertain, and we hold both velocity and gas-to-dust ratio constant to aid comparison. The MLRs are proportional to both quantities and can be scaled as desired.

The fitting routine also provides uncertainties for the MLR, dust temperature at the inner radius, and luminosity. These are typically small, of order 1%, and are not reported. The realistic 1σ errors are larger, and can be estimated from a comparison of model runs with different parameters and different realizations of the photometric data. They are typically 10% in luminosity, 25% in MLR and 50 K in T_c , and have been estimated from the spread in the parameters in all models that have a χ^2 less than twice the value of the best-fitting model. The difference between the small fitting error and the realistic error is likely due to the difficult treatment of source variability in the fitting. Currently, multiple measurements at a given wavelength have been assigned their respective photometric errors. However, the source variability, especially in Miras and long-period variables is usually much larger than the photometric uncertainty. The fitting will lead to a larger best-fit χ^2 than if the same source were only fitted with, say, a single K -band photometric point.

5.1. Color relations

Some of the analysis presented by G09 can be improved here thanks to the larger sample size. Figure 1 shows a synthetic color-color diagram (CCD) generated from the best-fitting models. Plotting $[5.8] - [8.0]$ vs. $[8.0] - [24]$ is effective at distinguishing M from C stars (Kastner et al. 2008, G09). The larger sample only reinforces this conclusion. Following this result, we also constructed CCDs with similar colors generated by using *WISE* and *Akari* data. For *WISE* data, $W2 - W3$ vs. $W3 - W4$ has the most discriminatory power, and for *Akari*, it is $N4 - S7$ vs. $S7 - L24$. Both CCDs show behavior similar to the *Spitzer*-based CCD, but they do not separate the M and C stars quite as well.

Each of the top panels in Fig. 1 also includes two lines that separate M and C stars, with a break at $[5.8] - [8.0] = 0.8 \text{ mag}$. To the blue, the M stars are those with $[5.8] - [8.0] < 0.125 ([8] - [24]) + 0.150$. To the red, they follow $[5.8] - [8.0] < 0.463 ([8] - [24]) - 0.121$. Over 95% of the stars classified as C stars appear above this line. Ten stars classified as C stars, however, stray into the M-star territory.

Two of the strays are red, with $[8.0] - [24.0]$ at 1.9 mag (in the LMC) and 2.3 mag (in the SMC). The red SMC object, IRAS 00350, is classified by Sloan et al. (2014) as a C-rich post-AGB object and is evolving to the red at shorter wavelengths, as expected for more evolved post-AGB objects and young planetary nebulae. The red LMC source is MSX LMC 663, which shows a peculiar SED and the highest effective temperature of the C-rich sample. It has not actually crossed into the color range defined by the sequence of M stars, and the fact that it has crossed the boundary line illustrates that one could easily draw the boundary slightly differently. A few other C-rich objects have also strayed toward the sequence of M stars.

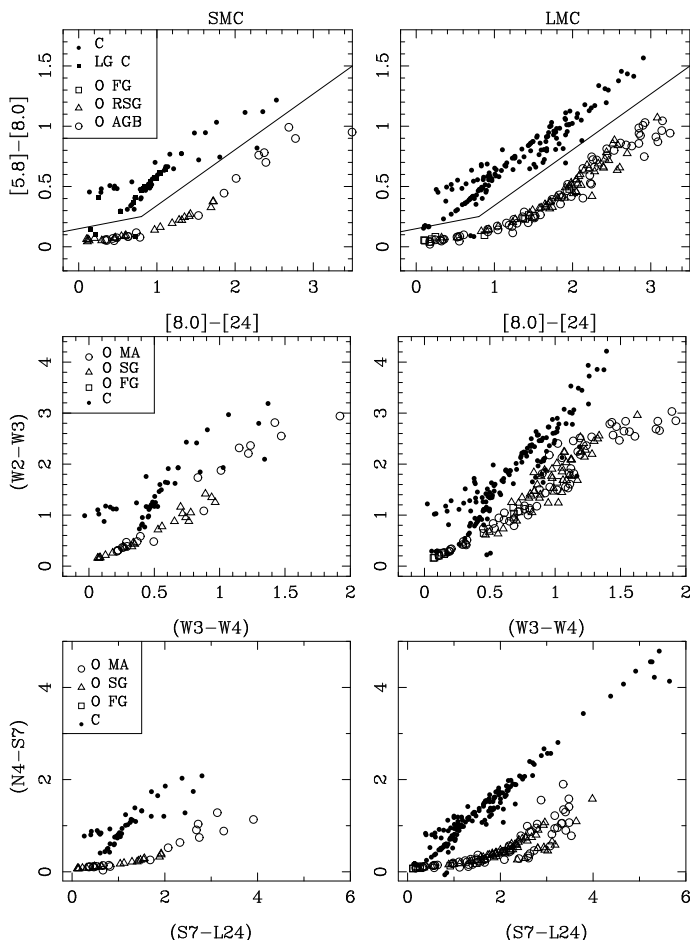


Fig. 1. Color-color diagrams for the SMC (left-hand panels) and LMC (right-hand panels). Top panels: the combination of IRAC and MIPS colors from *Spitzer*. Middle panels: *WISE* colors. Bottom panels: *Akari* colors. Symbols are explained in the legend. The lines indicate the border between C- and O-rich stars (see text).

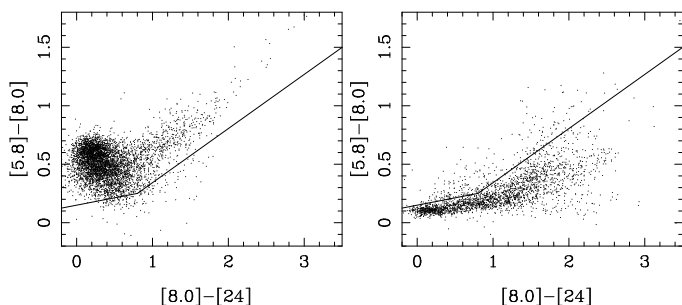


Fig. 2. Color-color diagrams for the LMC for C-rich (left-hand panel) and O-rich stars (right-hand panel), as classified by Riebel et al. (2012). The lines indicate the border between C- and O-rich from Fig. 1.

The remaining eight C stars below the boundary with M stars are all relatively blue and dust-free. Three are in the Carina dSph, and their spectra showed no evidence of amorphous carbon or SiC dust (Sloan et al. 2012). Two, HV 5680 and WBP 17, have clearly C-rich optical spectra and have infrared spectra showing little or no amorphous carbon dust (Sloan et al. 2008). The remaining three are from the SAGE sample observed by the IRS. Woods et al. (2011) classified two, PMP 337 and KDM 6486, as “C-AGB”, and they are classified by Sloan et al. (2016) as naked and nearly naked C stars (respectively). Woods et al. (2011) classified the third source, LMC-BM 11-19, simply as “star”, and

it did not appear in the C-rich sample of Sloan et al. (2016). All ten of these stars are close to naked stars, and all dust-free stars, whether they be C-rich or O-rich, will fall in the same region in most infrared color-color spaces, making some overlap inevitable for the bluest sources.

To test the robustness of how the C stars and M stars separate by color, we examined the sample of stars defined by Riebel et al. (2012). Figure 2 plots those stars with relative errors at $24\ \mu\text{m} < 5\%$ and classified by them as C-rich or O-rich. Of the 4867 C-rich stars, only 161, or 3.3%, stray into the zone of the M stars as defined above. Of the 2496 stars classified as O-rich, 2233, or 89%, fall in the O-rich zone. These high percentages testify to the discriminatory power of this CCD.

5.2. Bolometric corrections

Figure 3 shows the bolometric correction (BC) at $3.6\ \mu\text{m}$ versus $[3.6] - [8.0]$ color, and at K versus $(J - K)$ color (in the 2MASS system) for the synthetic colors determined from the best-fitting models for all sources. The bolometric magnitude M_{bol} has been calculated from $-2.5 \log L_{\text{bol}}/L_{\odot} + 4.72$ mag. The data have been fitted by polynomials, and Table 2 lists the coefficients and the rms in the fit. Relations like these make it possible to estimate bolometric magnitudes with an estimated uncertainty of about 0.1–0.3 mag, which should be sufficient for most applications. Such an estimate could also serve as a first guess in a more detailed automated modelling.

The BC for C stars at $3.6\ \mu\text{m}$ is the best defined relation and has an rms scatter below 0.1 mag. Polynomials are fitted separately to the data on either side of $[3.6] - [8.0] = 1.7$ mag, and they exclude six stars outside the plotted color range as well as three SMC stars with $[3.6] - [8.0]$ colors in the range 1.2–2.8 mag that are below the line (from left to right: CV 78, IRAS 00350 and j004452).

For the C stars, the BC for $(J - K)$ agrees well with the quadratic relation by Kerschbaum et al. (2010) in the range in common ($J - K < 4$). Our values are on the low side compared to observations by Whitelock et al. (2006) and models by Nowotny et al. (2013) and Eriksson et al. (2014). The fitting excludes 24 C stars with $(J - K) > 10$ mag as well as the outliers SAGEMCJ054546 (near $J - K \sim 1.75$ mag) and IRAS 05278 (near $J - K \sim 4.05$ mag).

For the redder carbon stars, the scatter about the fitted polynomials is substantially larger for the bolometric corrections based on $(J - K)$ compared to $[3.6] - [8.0]$, primarily because $[3.6] - [8.0]$ better samples the peak of the SED for these sources. Another contribution to the scatter at $(J - K)$ is that more evolved carbon stars can show excesses of blue radiation, which Sloan et al. (2016) attribute to scattered light escaping from shells as they begin to depart from spherical symmetry (see Section 5.3). For all of these reasons, we would recommend the use of BCs based on $(J - K)$ only for $J - K \lesssim 2$ mag. Beyond that limit, BCs based on colors from longer-wavelength filters will be more reliable.

The BCs for M stars based on $[3.6] - [8.0]$ show a well-defined relation with a scatter of about 0.2 mag. No data were excluded from the plot or the fitted polynomial.

We have fitted two polynomials to estimate the BC for M stars based on $(J - K)$, with a break at $J - K = 1.45$ mag. One M star (IRAS 05329 at $J - K \sim 7.1$) is neither plotted nor fitted. In the regime $J - K < 1.45$ mag four stars are excluded by sigma-clipping (HV 12122, HV 12070, NGC 1948 WBT 2215, SAGEMCJ050759). The break at $J - K = 1.45$ mag results from a clear dichotomy in the data, which can also be seen in the data presented by Kerschbaum et al. (2010). For bluer colors, where

most of the stars are located, a simple straight line fits well, with a dispersion less than 0.1 mag. For redder colors a third-order polynomial is fitted, but the data show much more dispersion. As for the carbon stars, the BC based on $[3.6]-[8.0]$ is much better behaved for the redder sources in the sample. Here the shift away from BCs based on $(J - K)$ should occur at $J - K \sim 1.45$ mag.

5.3. Mass-loss rates

Figure 4 plots MLR as a function of $[3.6]-[8.0]$ color generated from synthetic photometry of the fitted models. It closely resembles the corresponding figure from G09. Generally, redder colors are associated with larger MLRs, as expected. The relations are tight, with no clear dependence on metallicity (assuming that the expansion velocity and gas-to-dust ratio do not depend on metallicity).

Sloan et al. (2008) fitted a line to the logarithm of the MLR as a function of color for carbon stars. They used a spectroscopically derived color ($[6.4]-[9.3]$), which closely follows the photometric $[5.8]-[8]$ color (Sloan et al. 2016). However, the older sample did not include targets observed later in the *Spitzer* mission, which added more sources at the red and blue ends of the color range. For the carbon stars, the additional sources do not follow a single linear relation. Matsuura et al. (2009) used a three-parameter function based on the inverse of the color, which adds the necessary curvature. For the carbon stars,

$$\log \dot{M} = -4.080 - \frac{6.531}{([3.6] - [8.0]) + 0.941}. \quad (1)$$

The typical uncertainty in $\log(\text{MLR})$ is about 0.22 dex. The three data points with $[3.6]-[8.0] \sim 6.5$ mag and $\log \dot{M} > -4$ are excluded, because they have probably evolved off of the C-rich sequence defined by the rest of the sample. Two of these sources appear in the sample of Magellanic carbon-rich objects of Sloan et al. (2014), primarily because their IRS spectra were redder than any of the carbon stars considered by Sloan et al. (2016). The spectra showed no other obvious spectral features associated with post-AGB objects, such as forbidden lines, fullerenes, or polycyclic aromatic hydrocarbons (PAHs). The third source is one of the EROs from the sample by Gruendl et al. (2008), ERO 0518117.

As a group, the observed photometry of these sources suggests that they have begun to evolve off of the AGB, by showing both reduced variability and bluer colors at shorter wavelengths. C stars generally show a tight relation between most infrared colors, so that in most CCDs, they fall along an easily recognisable sequence. However, some of the reddest sources depart from that sequence. For example, several of the EROs have a bluer color at $[3.6]-[4.5]$ than expected from $[5.8]-[8.0]$ (Fig. 13 from Sloan et al. 2016). These sources may be deviating from spherical symmetry, allowing some light from the central star to escape via scattering in the poles of the extended envelope. One should keep in mind that our models assume spherical symmetry. Sloan et al. (2016, Fig. 14) also found that the variability of C stars increases to a $[5.8]-[8.0]$ color of ~ 1.5 mag, but past that color it decreases. One would expect decreased variability as a star sheds the last of its envelope and departs the AGB.

For the M stars,

$$\log \dot{M} = -4.708 - \frac{2.488}{([3.6] - [8.0]) + 0.545}. \quad (2)$$

The typical uncertainty is about 0.49 dex in $\log \dot{M}$, which is larger than for the C stars, due mostly to the apparent split in

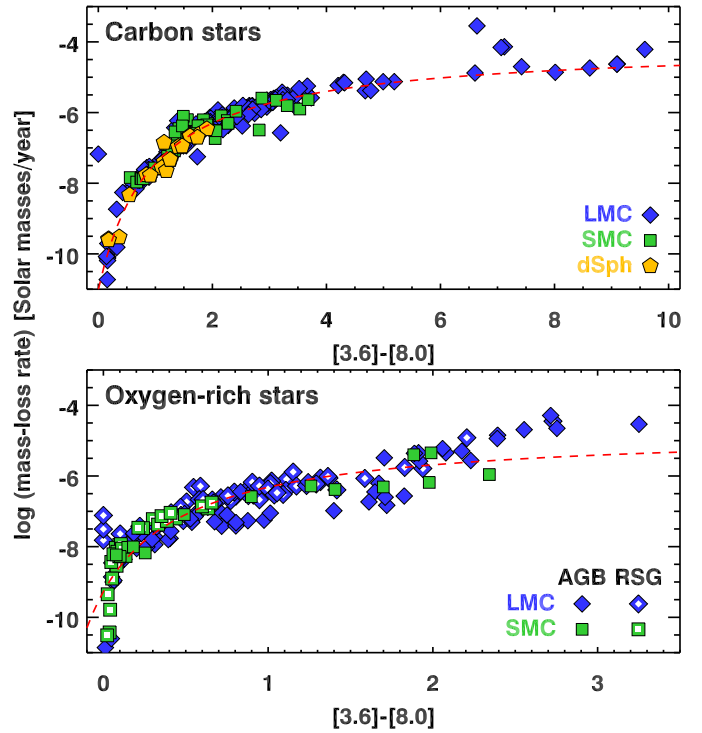


Fig. 4. Mass-loss rate versus color for C stars (top panel), and M stars (bottom panel). The fitted relations are shown as dashed orange curves and are given by equations (1) and (2). The carbon stars include sources from the LMC, SMC, and dwarf spheroidal galaxies.

the relation for AGB stars and red supergiants, with the supergiants usually showing higher MLRs. This relation is not valid at the bluest colors, $[3.6]-[8] \lesssim 0.1$ mag, because the actual MLRs drop to zero much more quickly than the fitted relation indicates.

The major difference with G09 is that the current C-rich models use the optical constants for AMC from Zubko et al. (1996), while G09 used the constants from Rouleau & Martin (1991).

6. Discussion

6.1. Comparison to other works

6.1.1. Groenewegen et al. (2009)

First we compare the MLRs derived by G09 to the present paper, which includes more photometry for the SED, uses different model atmospheres, and uses improved code for radiative transfer. In addition, the absorption and scattering coefficients have been calculated differently and with different optical constants, with a change in amorphous carbon for the C stars and a change from astronomical silicates derived from observations to silicates measured in the laboratory for M stars.

The ratio of the MLRs for 76 non-foreground (FG) M stars (in the sense of old/new) has a median value of 1.17, with 90% of the ratios in the range 0.6 to 2.7. The M stars show no obvious systematic effects, and the scatter suggests a random fitting error of a factor of 2 in the MLR.

The difference between the current models and those of G09 is much more dramatic for the carbon stars, as Figure 5 shows for the 101 sources in common between the two samples. This difference arises primarily from the shift from the optical constants for amorphous carbon from Rouleau & Martin (1991) to the ACAR sample from Zubko et al. (1996). The mean ratio is

Table 2. Bolometric corrections fitted to the data.

| Condition | a_0 | a_1 | a_2 | a_3 | a_4 | rms |
|-------------------------------------|-------|--------|----------|-----------|-----------|-------|
| C stars $0.0 < [3.6] - [8.0] < 1.7$ | 3.290 | -0.843 | +1.99307 | -0.604618 | | 0.063 |
| C stars $1.7 < [3.6] - [8.0] < 5.5$ | 3.386 | +1.565 | -0.58910 | +0.043892 | | 0.073 |
| M stars $0.0 < [3.6] - [8.0] < 3.0$ | 2.866 | +0.419 | | | | 0.21 |
| C stars $0.9 < (J - K) < 10$ | 0.919 | +2.482 | -0.91577 | +0.111553 | -0.004608 | 0.36 |
| M stars $0.9 < (J - K) \leq 1.45$ | 1.453 | +1.084 | | | | 0.096 |
| M stars $1.45 < (J - K) < 6.0$ | 2.354 | +0.453 | -0.13580 | | | 0.31 |

Notes. Bolometric corrections to K and $[3.6]$ are computed as $BC = \sum_i a_i [\text{color}]^i$.

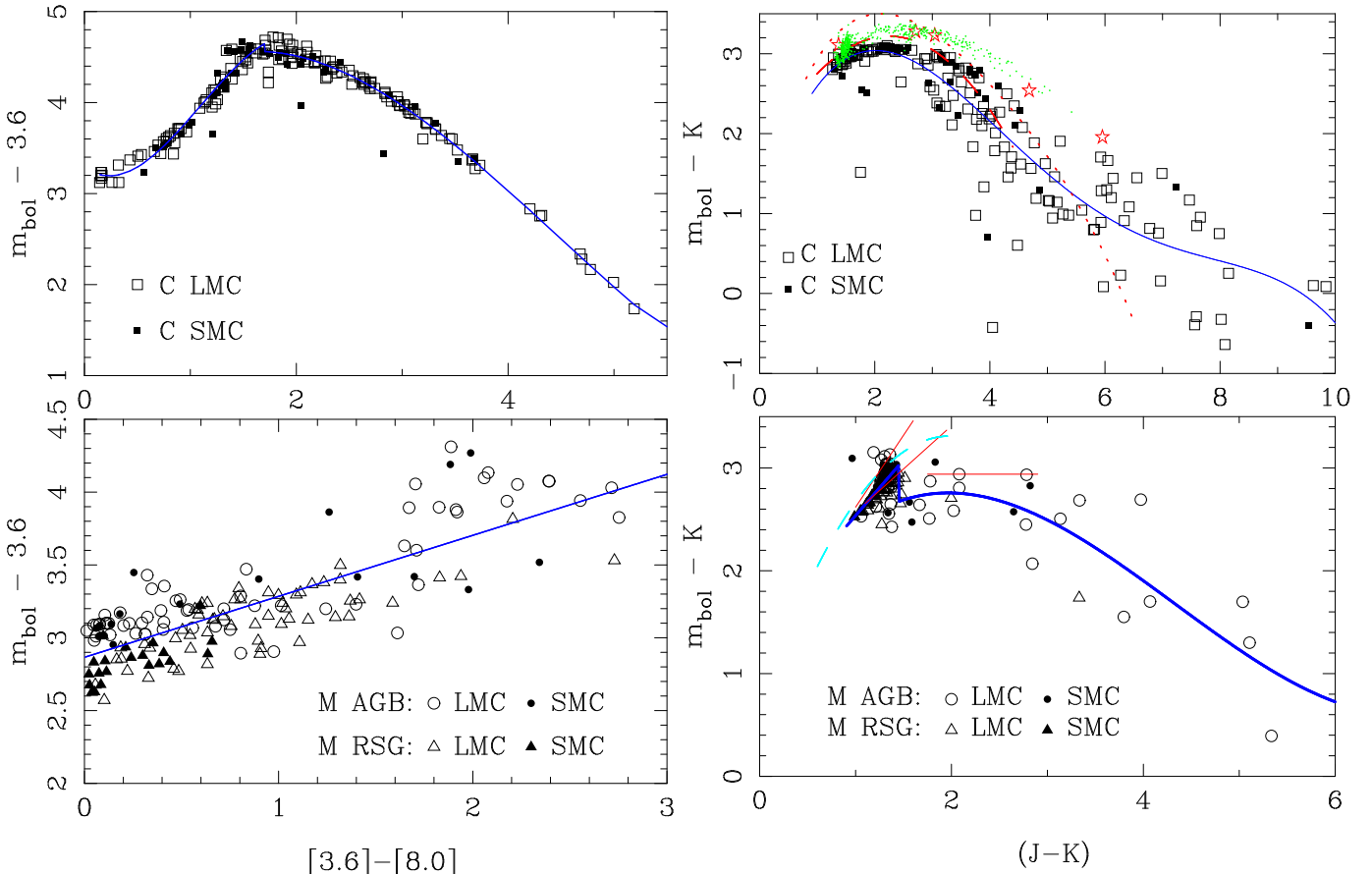


Fig. 3. Bolometric correction at $3.6 \mu\text{m}$ versus $[3.6] - [8.0]$ color (left) and K versus $J - K$ color (right) for C stars (top panels) and M stars (bottom panels). The solid dark-blue lines are polynomial fits to the data (see Table 2). See Section 5.2 for an explanation of sources not fitted or plotted. For C stars in the top right panel, red stars indicate models by Nowotny et al. (2013), green dots indicate models by Eriksson (2014), the dotted red line indicates the fit by Kerschbaum et al. (2010), and the dashed red line indicates the fit by Whitelock et al. (2006). For M stars in the lower-right panel, the straight red lines indicate relations "A", "B", and "C" from Kerschbaum et al. (2010), valid in the range $1.0 < J - K < 1.6$, $1.1 < J - K < 1.95$, and $1.75 < J - K < 2.9$ mag, respectively. The dashed light blue line indicates the fit by WBF.

8.99, the median is 7.58, and the standard deviation is 5.82. 80% of the sample have a ratio of MLRs between 5.2 and 11.4. The bottom panel of Figure 5 shows that the change in MLR due to the change in optical constants decreases with higher MLR, down to a ratio of 5.0 for the highest mass-loss bin.

A direct comparison of the extinction coefficient of the amorphous carbon grains used in the present work and by G09 (they assumed small grains and ignored scattering) shows that the ratio of opacities is about 9.5 at $1 \mu\text{m}$ and 5.4 at $2 \mu\text{m}$, consistent with the trend seen in Figure 5.

These results reveal the impact of the chosen optical constants for amorphous carbon. The constants from Zubko et al. (1996) produce slightly better fits to the observed spectra, but no compelling reason exists for choosing one set of constants

over another. The consequences of this decision are substantial. Boyer et al. (2012) and Matsuura et al. (2013) both estimated the total dust input from AGB stars in the SMC and LMC, but their estimates differed by factors of ~ 8 in the LMC and ~ 11 in the SMC. In both cases, the estimates by Matsuura et al. were higher, because they used the models by G09 to calibrate the MLRs of their photometric sample, and those models were based on the optical constants from Rouleau & Martin (1991). Boyer et al., on the other hand, used the GRAMS models (Srinivasan et al. 2011), which are based on the ACAR constants from Zubko et al. (1996).

Dust grains with more regular lattice structures should be more efficient absorbers and emitters, because they can function as better antennae. If we can apply that principle to the dust con-

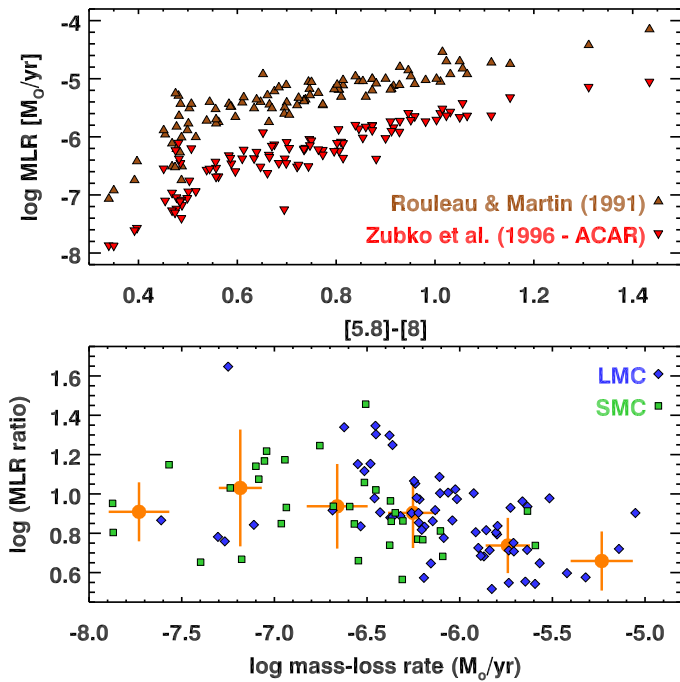


Fig. 5. Comparison of the mass-loss rates for carbon stars between the present work and G09. The current work uses optical constants for amorphous carbon from Zubko et al. (1996), while G09 used constants from Rouleau & Martin (1991). Top: A direct comparison for the common sources shows that the new models have much lower MLRs. Bottom: The ratios of the MLRs tend to be ~ 9 , although the difference between the models drops for the highest MLRs. The gold data points in the bottom panel are the median values for the log of the MLR ratio in each 0.5-dex bin, plotted against the mean log MLR; the error bars are the formal standard deviations.

stants, it follows that more graphitic carbon-rich dust will have higher opacities, and thus require less dust mass to explain a given amount of emission and absorption. More amorphous dust would require more mass, and that is consistent with the constants from Rouleau & Martin (1991), the models by G09, and the estimated total dust inputs in the SMC and LMC by Matsuura et al. (2013). On a microscopic level, graphitic grains can be described as purely aromatic sheets of carbon, while more amorphous grains would consist of mixtures of aromatic and aliphatic carbon. The aliphatic/aromatic ratio is thus the key descriptor of the dust. It would be particularly helpful for future laboratory work to explore this ratio in their samples, because we still do not have a way to distinguish what best fits the carbon stars we have observed. And as noted already, this lack of knowledge leads to significant uncertainty in total dust production by carbon stars in nearby galaxies.

6.1.2. Riebel et al. (2012)

We can also compare our results to those of Riebel et al. (2012), who derived MLRs for a sample of $\sim 30\,000$ AGB stars and RSGs in the LMC by fitting up to 12 photometric bands with the GRAMS models. We matched our source list to their LMC targets using a search radius of $1''$ and only keeping stars for which they list an error in the MLR of less than 30%. Figure 6 plots the ratio of our dust MLRs (found by dividing the MLR by 200) and theirs. For 130 C stars in common the median of this ratio is 0.46, with 90% of the stars within a factor of 2.7 of this.

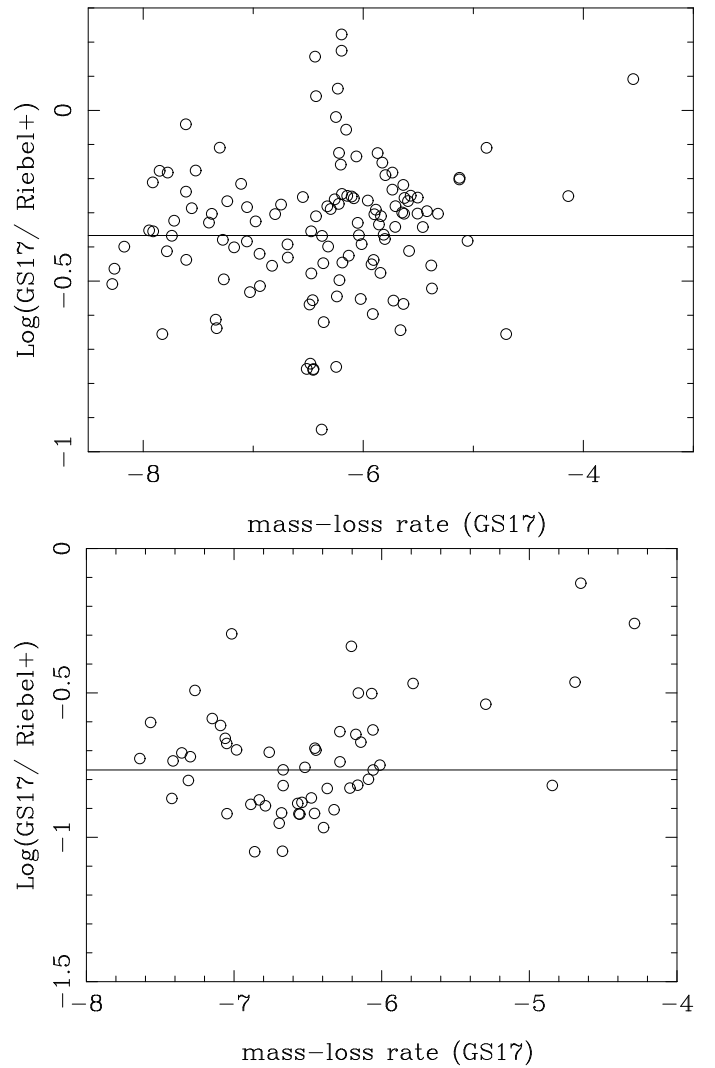


Fig. 6. Ratio of dust MLRs found in the present paper and by Riebel et al. (2012). In the top panel the C stars, in the bottom panel the O-rich stars. The lines indicate the mean ratios of 0.46, and 0.17, respectively.

For 63 M stars (excluding FG objects) the median ratio is 0.17 with 94% within a factor of 3 of this value.

The difference in MLRs could arise from different inner radii in case of the C stars (see next section) while for the O stars it could be due to the difference in using astronomical silicates versus opacities based on optical constants measured in the laboratory (see Sections 6.1.4 and 6.1.5).

6.1.3. Srinivasan et al. (2011)

Srinivasan et al. (2011) compared their results to G09 and found that their MLRs were a factor 1.7 lower (median value). They related this difference to their use of the optical constants from Zubko et al. (1996), while G09 used the constants from Rouleau & Martin (1991). However, as noted in the previous section, the same change in optical constants reduces the MLRs by a factor of between 5 and 10 for the stars in common between the present work and G09. Thus the differences in methodology must also affect the estimated MLRs.

Table 3 lists the four stars used to calibrate the GRAMS models. They are the C stars TRM 88 and OGLE LMC-LPV-28579 (our identifier is ogle051306), and the M stars

HV 5715 and SSTISAGE1C J052206.92-715017.6 (our identifier is sagemcj052206). The table lists the derived luminosities and dust MLRs in the various papers, with the error or range in the parameters when available.

Sargent et al. (2010) and Srinivasan et al. (2010) describe the detailed radiative transfer modelling of the SED and IRS spectrum of the two M stars and C stars, respectively. The same numerical code, optical constants, grain-size distribution, etc., derived in these papers were then used in the generation and validation of the GRAMS model grid (Sargent et al. 2011, Srinivasan et al. 2011), and its application (Riebel et al. 2012, Jones et al. 2012, Srinivasan et al. 2016). Other papers have modelled the SED and/or IRS spectrum using independent methods (e.g. van Loon et al. 1999, G09, Jones et al. 2014).

It is important to note that the estimates for luminosity and MLR by Srinivasan et al. (2011, 2016), Sargent et al. (2011) and Riebel et al. (2012) are based on the same GRAMS model grid. These efforts differed in the details of how the photometric data were gathered and the models were fitted, but they all used models from the same grid. Their estimated luminosities and dust MLRs agree well, although, as discussed below, the work of Jones et al. (2012), which also used the GRAMS model grid, differed more significantly.

Section 6.1.2 quoted median ratios for our dust MLR to those by Riebel et al. of 0.46 for C stars and 0.17 for O stars. Within the errors these ratios are consistent with the values for the individual objects (0.42 and 1.65, respectively, for the C stars TRM 88 and ogle051306, and 0.16 and 0.21 for the two O stars).

However, the present work determines a dust MLR for TRM 88 ~ 8 times lower than G09. This difference cannot be due entirely to the different optical constants. Other differences in the approach by us, G09, and Riebel et al. (2012) must also play a role.

A likely suspect is that the GRAMS models allow for larger temperatures at the inner radius. The GRAMS models are run for a fixed grid of inner radii ($R_{\text{in}} = 1.5, 3, 4.5, 7, 12 R_{\star}$ for the C-star grid, and 3, 7, 11, and 15 R_{\star} for O-star grid), but only models with corresponding temperatures below 1800 K and 1400 K (respectively) are kept. The present work does not accept condensation temperatures higher than 1200 K. Srinivasan et al. (2011) provide R_{in} or T_c for our calibration C stars. For TRM 88, we find an inner radius of 15.6 R_{\star} , while Srinivasan et al. find a lower value, 12 R_{\star} , which is consistent with the ratio of dust MLR of 0.42 between the present work and the GRAMS grid. For OGLE 051306 we find 14.1 R_{\star} , while Srinivasan et al. (2010) find 4.4 R_{\star} , a difference due to the temperature at the inner radius, 970 versus 1300 K. If we had adopted that temperature, our MLR would drop by factor of 3.2, and the ratio of our dust MLR compared to Riebel et al. (2012) would decrease from 1.65 to 0.5, or close to the median value.

6.1.4. Jones et al. (2012)

For the O-rich stars HV 5715 and sagemcj052206, Sargent et al. (2010) fitted the SED and IRS spectra, and their results agree well with the GRAMS-based results of Sargent et al. (2011) and Riebel et al. (2012) (see Table 3). The fitting method of Jones et al. (2012), however, led to a much higher estimate of dust MLRs. They also used the GRAMS model grid, but the details of their method differed¹⁶.

¹⁶ They used an extra data point in the SED corresponding to the IRAS 12 μm band and determined from the IRS data, used larger error bars in the χ^2 fitting in order to account for variability, resulting in more

An examination of the 69 M stars in common between Jones et al. (2012) and Riebel et al. (2012) leads to a median ratio in the MLRs of 1.6 (Jones et al. / Riebel et al.), which is not large, but only 35% of the stars lie within a factor of 3 of the median. Nineteen stars have MLR ratios which differ from the median by a factor of 10 or more, and five differ by a factor of 75 or more. Thus the scatter when considering individual objects is significantly higher, even if the statistical difference for the overall sample is small. As noted above, for 63 M stars in common between Riebel et al. (2012) and the present work, the median ratio (this work / Riebel et al.) in the MLRs is 0.17, with no object with an MLR ratio more than a factor of ten from the median. That difference presents the opposite problem: reasonable consistency among source-to-source, but a greater shift between the model results overall.

6.1.5. Jones et al. (2014)

Jones et al. (2014) investigated a sample of evolved stars in the LMC by fitting photometry and IRS spectra to a grid of models calculated with the code *MODUST* (Bouwman et al. 2000). Table 3 shows that for HV 5715 and sagemcj052206, they find much lower dust MLR than Jones et al. (2012), and this result is generally true for the larger sample. The two samples contain 26 stars in common, and the median ratio of the 2014 results to 2012 is 0.13, again with a large scatter; for 30% of the stars the difference exceeds a factor of 5. The major difference between the two works is the adopted opacities: Jones et al. (2012) relied on the GRAMS models which use the “astronomical silicates” from Ossenkopf et al. (1992), while Jones et al. (2014) derive the opacities from optical constants measured in the laboratory, as in the present work.

The differences between the dust MLR from Jones et al. (2014) and the present work are relatively small and uniform. For 18 stars in common, the median ratio is 1.65, with all stars within a factor of 2.6 of this value. Because both papers used identical optical constants for amorphous silicates and aluminium oxide, the differences are likely due to the differences in the opacity for iron and the derived (present paper) or adopted (Jones et al. 2014) iron fraction. Differences in the radiative transfer and fitting procedure are likely to have had a smaller effect. We typically find larger iron fractions than adopted by Jones et al. (2014) and hence lower MLRs.

We have calculated the extinction coefficient for warm oxygen-deficient silicates from the astronomical silicates from Ossenkopf et al. (1992) for single-sized grains of 0.15 μm and compared those to the grains that best fit HV 5715 and sagemcj052206 in the present work. The grains in the present work are larger, and the ratio of opacities at 1 and 2 μm are 1.5–2.6 and 2–6, respectively, consistent with the differences in MLRs between the present work and most of the works based on the M-star GRAMS grid.

6.2. Mass-loss and stellar evolution

G09 compared the MLR vs. luminosity diagram with predictions from stellar evolutionary models by Vassiliadis & Wood (1993, hereafter VW) and those using recipes developed by Wagenhuber & Groenewegen (1998) with a Reimers mass-loss law (with multiplicative scaling parameter $\eta = 5$ on the AGB). The

GRAMS models providing “good” fits to the data. They also accounted for inclination angle of the LMC disk which leads to some differences in luminosity and MLR (Jones et al., 2012, private communication).

Table 3. Comparison of derived dust MLRs and luminosities for two C stars (TRM 88 and OGLE 051306) and two O stars.

| Reference | L (L_{\odot}) | \dot{M}_{dust} ($10^{-9} M_{\odot} \text{ yr}^{-1}$) |
|--------------------------|------------------------|--|
| TRM 88 | | |
| van Loon et al. (1999) | 13300 | 6.0 |
| G09 | 7160 | 16.1 |
| Srinivasan et al. (2011) | 11700 | 3.4 |
| Riebel et al. (2012) | 9120 ± 650 | 4.92 ± 0.58 |
| present paper | 9403 | 2.1 |
| OGLE 051306 | | |
| Srinivasan et al. (2010) | 4810, 6580 | 2.5 (2.4-2.9) |
| Srinivasan et al. (2011) | 6170 | 2.4 |
| Riebel et al. (2012) | 7080 ± 700 | 2.12 ± 0.42 |
| present paper | 4740 | 3.2 |
| HV 5715 | | |
| Sargent et al. (2010) | $36\,000 \pm 4000$ | 2.3 (1.1-4.1) |
| Sargent et al. (2011) | 33\,000 | 1.5 |
| Riebel et al. (2012) | $33\,700 \pm 5960$ | 1.56 ± 0.43 |
| Jones et al. (2012) | 28\,800 | 19.6 |
| Jones et al. (2014) | $19\,230 \pm 4300$ | 0.63 ± 0.14 |
| present work | 28\,200 | 0.25 |
| sagemcj052206 | | |
| Sargent et al. (2010) | 5100 ± 500 | 2.0 (1.1-3.1) |
| Sargent et al. (2011) | 4900 | 2.1 |
| Riebel et al. (2012) | 4820 ± 670 | 2.11 ± 0.44 |
| Jones et al. (2012) | 4740 | 19.6 |
| Jones et al. (2014) | 3160 ± 710 | 0.68 ± 0.19 |
| present work | 4120 | 0.45 |

comparison largely favored the VW models, vindicating their adopted mass-loss recipe, which is essentially the minimum of the single scattering limit $\dot{M} = 2.02 \cdot 10^{-8} L/v_{\text{exp}}$, and an empirical relation between $\log \dot{M}$ and P . The fundamental-mode period, P , is calculated from a period-mass-radius relation (see VW for details).

Figure 7 shows the relation between MLR and luminosity, with the VW model tracks for LMC metallicity overplotted (the crosses connected with the dotted lines). From the individual evolutionary tracks, a model is plotted every 5000 years. The density of points therefore represents the time spent at a certain position in the diagram. It also explains the “excursions” which are due to the finite probability of catching a star during a thermal pulse or the luminosity dip that follows. Models are plotted for initial masses of 1.5, 2.5, 5.0 and 7.9 M_{\odot} , which evolve at increasing luminosity.

The distribution of MLRs for the O-rich AGB stars (in the bottom panel) is similar to that described by G09. They are prominent at lower luminosities, which correspond to lower masses where C stars are less likely to form or will form later during their evolution on the AGB. Oxygen-rich AGB stars are largely absent at intermediate luminosities, which correspond to masses dominated by C stars, and they are prominent at higher masses, where hot-bottom burning inhibits the formation of C stars. Essentially no stars exceed the single-scattering limit. The MLRs of the RSGs scatter around the relation for Galactic RSGs derived by Verhoelst et al. (2009), $\log \dot{M} = -16.4 + 1.89 \log L/L_{\odot}$. The spread is ~ 2 dex, which

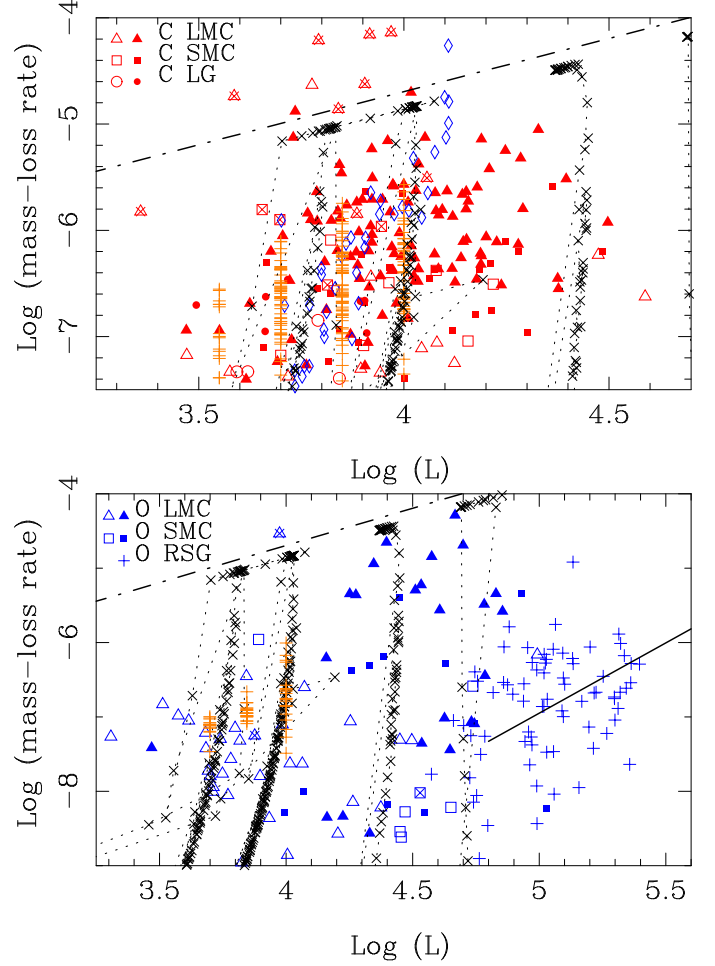


Fig. 7. Total MLR versus luminosity for C stars (top panel, red colors) and M stars (bottom panel, blue colors). Objects with Mira-like pulsation amplitudes are plotted with filled symbols; objects with smaller amplitudes with open symbols. An overplotted cross indicates no information on pulsation properties. Orange plus signs in the top panel indicate models by Eriksson et al. (2014) scaled to our adopted dust-to-gas ratio and expansion velocity (see text). Blue diamonds in the top panel indicate a sample of Galactic C Miras (see text). RSGs are plotted as plus signs independent of host galaxy and pulsation amplitude. Orange plus signs in the bottom panel indicate models by Bladh et al. (2015) scaled to our adopted dust-to-gas ratio and expansion velocity (see text). The VW models for LMC metallicity are plotted as crosses connected by the dotted lines for initial masses of 1.5, 2.5, 5.0 and 7.9 M_{\odot} , but not every track is visible in every panel. Each cross represents a time interval of 5000 years. The dot-dashed line shows the single scattering limit for a velocity of 10 km s^{-1} . The solid line is the relation found by Verhoelst et al. (2009) for Galactic RSGs.

is larger than the ~ 1 -1.5 dex scatter in the relation for Galactic RSGs.

The orange plus signs represent the recent dynamical models by Bladh et al. (2015) for M stars with masses of 1 M_{\odot} and solar metallicities. The models are available for 5000, 7000, and 10000 L_{\odot} and cover a range in effective temperatures, piston-velocity amplitudes and seed-particle densities.¹⁷ The plotted MLR is their value scaled to our adopted dust-to-gas ratio and expansion velocity. The differences are significant. The median values in the 56 models of dust-to-gas ratio (Ψ) and v_{exp} are 5.8

¹⁷ The models with seed-particle density 10^{-16} were not considered, as they do not fit the data considered by Bladh et al. very well (Bladh 2017, private communication).

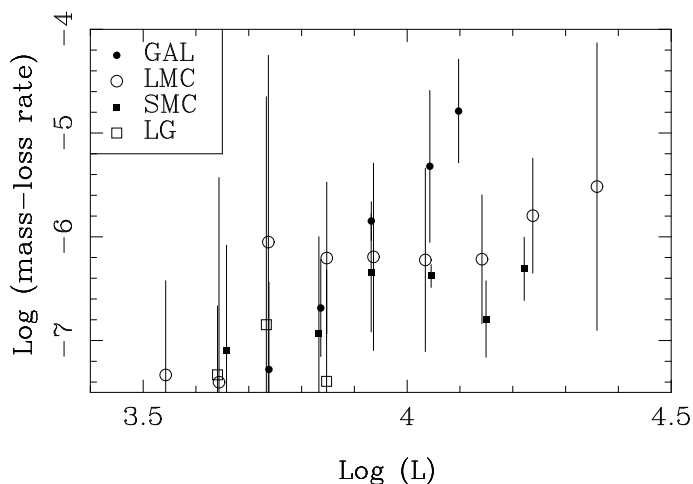


Fig. 8. Binned version of Fig. 7 for C stars.

$\cdot 10^{-4}$ and 10.4 km s^{-1} , respectively. The difference in Ψ is considerable, and their *calculated* MLRs are a median 1.1 dex above the scaled values plotted in Figure 7. A comparison to our determinations is difficult because of the difference in metallicity and mass, but the agreement is within an order of magnitude, which is encouraging given the fact that the driving of winds in M stars is a difficult problem (Woitke 2006, Höfner 2008).

The top panel of Figure 7 shows the results for the C stars. The orange plus signs are the results of the dynamical models at solar metallicity by Eriksson et al. (2014). From the 540 models they calculated we show the 193 models which result in a out-flow (not all models do), and then those with an expansion velocity larger than 5 km s^{-1} . The plotted MLR is their value scaled to our adopted dust-to-gas ratio and expansion velocity. This difference is significant. The median values for the 193 models of dust-to-gas ratio (Ψ) and v_{exp} are 0.0014 and 23.4 km s^{-1} , respectively, which differ considerably from our values. Their *calculated* MLRs lie a median 0.91 dex above the scaled values plotted in Figure 7, and reach and exceed the single-scattering limit (see below).

The different models at a given luminosity are related to differences in the other input parameters like effective temperature, overabundance of carbon, or velocity of the piston at the inner boundary of their models.

Figure 7 also includes Galactic stars (plotted as blue diamonds). The fitting for the Galactic targets was done using different software and dust opacities, which we can expect to lead to differences in derived MLRs (see Sec. 6.1). This sample includes three groups.

Groenewegen et al. (1998) modelled the SEDs and spectra of 42 Galactic carbon-rich Miras. In this case, the spectra were from the Low-Resolution Spectrometer (LRS) aboard the *Infrared Astronomical Satellite* (IRAS). Miras were chosen so that the period-luminosity relation could be used to estimate their distances, which are always a challenge for evolved stars in the Galaxy. As part of a different (unpublished) investigation, six stars in that sample covering a range of MLRs were fitted with MoD to derive the differences in MLRs, using updated photometry and where possible, spectra from the Short-Wavelength Spectrometer (SWS) aboard the *Infrared Space Observatory* (ISO). The third group comes from Groenewegen et al. (2016) who modelled some very red Galactic objects with MoD using the same method as in the present paper. That sample included three additional stars overlapping Groenewegen et al. (1998), and two

other stars. Thus the Galactic sample consists of 44 stars: 33 taken directly from the models by Groenewegen et al. (1998), nine from that sample based on updated models, and two additional stars.

The median ratio of the MLRs (old/new) is 3.8, and this is largely due to the change in optical constants (Groenewegen et al. 1998 also used the constants from Rouleau & Martin 1991). We have scaled the 33 old models by this median ratio. We have also scaled the MLRs of these stars to an expansion velocity of 10 km s^{-1} , as adopted in the rest of the sample. The stars follow a close relation which is due to the underlying adopted period-luminosity relation.

Compared to G09, the qualitative description of the comparison has changed. G09 found that only three C stars were slightly above the single-scattering limit, which they considered to be consistent with expectations.¹⁸ In the current picture, a significant number of C stars are above the single-scattering limit by up to a factor of 10. This in itself does not necessarily pose a significant issue. First, the MLRs have large uncertainties (and β , too, due to the assumed gas-to-dust ratio of 200 and expansion velocity of 10 km s^{-1}). Second, dynamical models show that $\beta > 1$ can be reached in realistic models. From a subset of 900 dynamical model atmospheres for carbon stars for solar metallicities from Mattsson et al. (2010), we find that the 98th percentile on β is 3.0. In the more recent models by Eriksson et al. (2014), the 98th percentile on β is 1.5. From dynamical model atmospheres for subsolar metallicities by Wachter et al. (2008) one might expect the value for β to be a factor 2.6 lower in the LMC, i.e. near 0.5-1.

If confirmed, our models show that the artificial cut-off in the VW models at $\beta = 1$ may be too conservative. A cut-off (if any) at a larger β would result in shorter AGB lifetimes.

Figure 8 presents the results differently, with the MLRs of the C stars binned and averaged for the SMC, LMC, dSph galaxies, and our Galaxy separately. The VW evolutionary tracks suggest that for a given mass, the luminosity evolves by about 0.1 dex on the AGB (Fig. 7), and as a consequence we chose this as the bin size in $\log L$. The MLRs in a luminosity bin are median averaged in $\log \dot{M}$ and are plotted in Fig. 8 at the average luminosity of the stars in that bin if a bin includes three or more objects. The error bar indicates the spread in the bins (as 1.5 times the median absolute deviation).

The MLR increases globally with luminosity, as also shown by the models by Eriksson et al. (2014). Any dependence on metallicity remains difficult to assess. The issue of accurate distances (hence luminosities) remains a limiting factor for any Galactic sample. The models in the present work point to a larger dust MLR in the LMC than in the SMC for a given luminosity, but this could also arise from the difference in the underlying populations (see below) and/or differences in expansion velocity.

Groenewegen et al. (2016) determined for the first time the expansion velocity of four C stars in the LMC by detecting the CO J=2-1 transition using the Atacama Large-Millimeter Array (ALMA). All four of these stars are in the present sample: IRAS 05506, IRAS 05125, ERO 0529379, and ERO 0518117. They compared these objects to the closest available analogs in the Galaxy and found that the expansion velocity in the LMC appears to be smaller than in the Galaxy. The key caveat, though,

¹⁸ The single-scattering limit applies when $\beta = 1$, where $\beta \equiv (\dot{M}v_{\text{exp}})/(L/c)$, the ratio of the matter-momentum flux to the photon-momentum flux.

is that the samples are small, and it is difficult to find suitable comparison objects in the two galaxies.

Figure 7 shows clearly that between the LMC and SMC, the stars with the heaviest mass loss are located in the LMC. This result does not appear to result from a bias in the spectroscopic sample observed by the IRS. Plotting color-magnitude diagrams (CMDs) of photometric samples in the mid-IR reveals more intrinsically red AGB stars in the LMC compared to the SMC (Fig. 5 from Ventura et al. 2016, and references therein). Comparison to models shows that the largest degree of obscuration in the LMC and SMC occurs for stars with an initial mass of 2–3 M_{\odot} and about 1.5 M_{\odot} , respectively, a difference which Ventura et al. (2016) attribute to differences in the star formation histories of the two galaxies. Such differences between the populations in the LMC and SMC make it difficult to draw any firm conclusions about how the MLR depends on metallicity.

6.3. A super-AGB star candidate

G09 suggested that MSX SMC 055 (or IRAS 00483–7347) is a good candidate for a super-AGB (SAGB) star, based on its high luminosity ($M_{\text{bol}} = -8.0$), its very long pulsation period (1749 days) and large pulsation amplitude (1.6 mag peak-to-peak in I). Its pulsational properties distinguish it from a luminous RSG. Here we present improved estimates for its parameters.

Groenewegen & Jurkovic (2017) derived a relation between period, luminosity, mass, temperature, and metallicity based on the 5–11 M_{\odot} initial-mass Cepheid models by Bono et al. (2000). For the parameters $P = 1810 \pm 50$ days, $L = 85350 \pm 8500 L_{\odot}$, $T_{\text{eff}} = 2500 \pm 100$ K, and $Z = 0.004 \pm 0.001$ (errors are adopted), we derive a current pulsation mass of $8.5 \pm 1.6 M_{\odot}$ with the total error in mass dominated by the error in effective temperature. The simpler period-mass-radius relation for fundamental-mode Mira pulsators from Wood (1990) gives a similar value of $9.2 \pm 1.8 M_{\odot}$.

The current MLR is estimated to be $4.5 \cdot 10^{-6} M_{\odot} \text{ yr}^{-1}$, assuming a conservative gas-to-dust ratio of 200. Roman-Duval et al. (2014) estimate a value in the ISM in the SMC of 1200^{+1600}_{-420} which implies the MLR could be larger by a factor of a few. Lifetimes in the thermal-pulsing phase are short in SAGB stars (10^4 – 5 years; e.g. the review by Doherty et al. 2017), but these lifetimes in combination with a MLR that could exceed $10^{-5} M_{\odot} \text{ yr}^{-1}$ indicate that the initial mass of MSX SMC 055 could very well be up to 1 M_{\odot} larger than its current mass.

García-Hernández et al. (2009) observed this and other massive AGB star candidates in the MCs in the optical at high spectral resolution. MSX SMC 055 is very rich in rubidium, Rb, with $[\text{Rb}/\text{Z}] \gtrsim +1.7$, which confirms the activation of the ^{22}Ne neutron source at the s -process site and its massive AGB or SAGB nature. Indeed, by comparing these observations to models, they independently suggested an initial mass of at least 6–7 M_{\odot} for this star.

MSX SMC 055 remains the most viable SAGB star candidate in the SMC and LMC.

6.4. The potential of JWST

The James Webb Space Telescope (JWST), due for launch in 2019, provides impressive filter sets on its two imaging instruments, NIRCAM and MIRI, which will enable broadband photometric studies of the evolved stellar population in galaxies out to distances of a few Mpc. At least two published papers have already investigated which filter combinations look to be most

useful for distinguishing and characterising different classes of objects.

Kraemer et al. (2017) examined the sample of SMC objects observed by the IRS, using the spectra to confirm the classifications. They found that the 5.6, 7.7, and 21 μm filters best separated C-rich from O-rich stars, while the 5.6, 10, and 21 μm filters best separated young stellar objects (YSOs) from planetary nebulae (PNe). Jones et al. (2017a) performed a similar study using over 1000 sources with IRS spectra in the LMC. They discussed how to discriminate O- and C-rich AGB and post-AGB stars, RSG, HII regions, PNe and YSOs. Both Kraemer et al. and Jones et al. based their CMDs and CCDs on synthetic photometry using the IRS spectra. Therefore, they were limited in showing diagrams based on MIRI filters. In Appendix C we present synthetic photometry for the sample of almost 400 evolved stars in about 75 filters, including the 29 medium and wide-band filters available with the NIRCAM and MIRI instruments.

Figure 9 gives two examples. The first is a CMD resembling the near-infrared and IRAC [3.6] versus J –[3.6] diagram shown by G09 (SMC objects have been placed at the distance of the LMC). In this diagram, the dustiest AGB stars show a relatively small spread in F360W magnitude and the reddest objects are predominantly C-rich. The second example is a CCD resembling the [5.8]–[8.0] versus [8.0]–[24] diagram shown in Fig. 1 which separates O-rich and C-rich very well. Replacing the F1800W filter by F2100W or F2550W yields similar plots, but for a given integration time and signal-to-noise F1800W is a magnitude more sensitive than F2100W and almost 3 magnitudes more sensitive than F2550W (Jones et al. 2017a). Thus for AGB stars, we recommend the 5.6, 7.7, and 18 μm filters to discriminate O-rich from C-rich stars.

7. Summary and conclusions

We have fitted the SEDs and IRS spectra of almost 400 evolved stars in the SMC and LMC with a dust radiative-transfer model to determine luminosities and (dust) mass-loss rates. The mass-loss rates depend strongly on the adopted opacities (that is, the optical constants, and to a lesser extent the grain shape).

A comparison to results in the literature shows that for M stars the choice of optical constants based on laboratory measurements leads to lower MLRs than those derived from observations (so called, astronomical silicates) as employed in the widely used GRAMS models. When using laboratory-determined optical constants, the iron content that is assumed or derived becomes important and introduces a factor of 2 uncertainty.

For C stars the choice between the widely used optical constants by Rouleau & Martin (1991) and Zubko et al. (1996) introduces a difference in MLR of a factor of ~ 5 or more. Comparison with the literature suggests that differences in the allowed inner radius in the radiative transfer modelling may also introduce a factor of two uncertainty in the derived MLR.

All of these uncertainties impact the estimates of the total gas and dust return of evolved stars in the MCs (see the references in Section 5.3). The differences in opacities are the greater problem, and the solution lies in a better determination of what circumstellar grains actually look like. While this paper does not offer any solutions to the problem, we hope that we have helped to better frame the problem and its consequences on our understanding of the role played by AGB stars in galactic evolution.

Also of interest are the particular cases of the half-dozen sources with the largest optical depths. They are not the most luminous sources. Groenewegen et al. (2016) and Sloan et al.

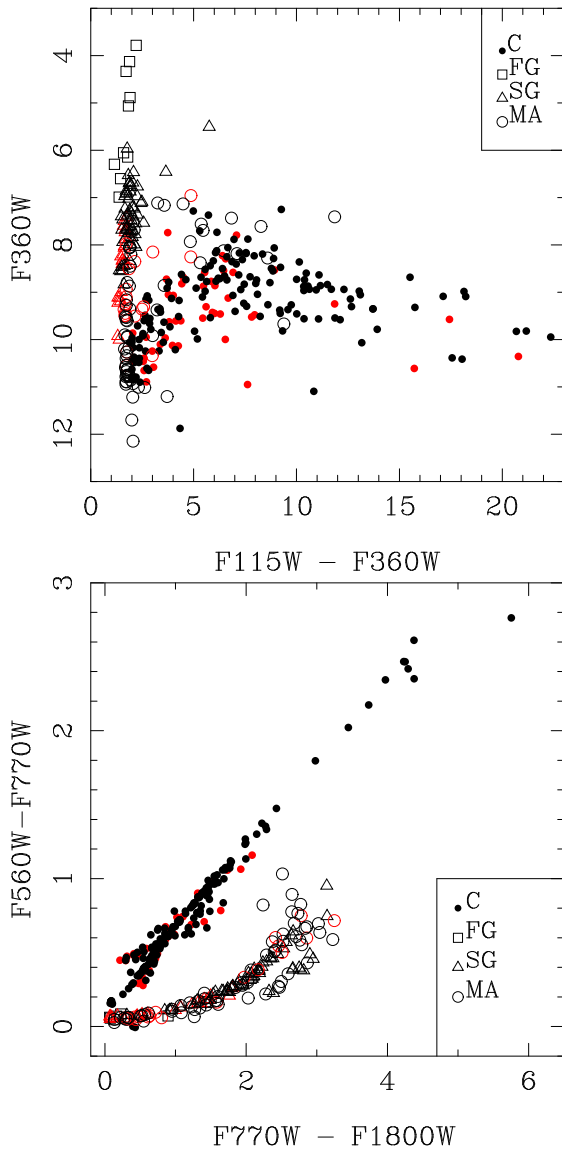


Fig. 9. Colour-Magnitude and Colour-Colour diagrams for the LMC (with the SMC stars, plotted in red, shifted to the distance of the LMC) based on synthetic JWST NIRCAM/MIRI magnitudes.

(2016) discussed their evolutionary status. Evolutionary models using the COLIBRI formalism described by Marigo et al. (2013) (see additional detail by Groenewegen et al. 2016) agree with Ventura et al. (2016) that these stars began their lives with initial masses of $2\text{--}3 M_{\odot}$, but have had their envelope masses reduced to $\lesssim 1 M_{\odot}$ through the mass-loss process. The low envelope mass is necessary to explain their long pulsation periods (often longer than 1000 days). Not all of the reddest stars have had their pulsation properties determined, which would clearly be an important contribution. Sloan et al. (2016) noted that the reddest sources showed decreased variability and evidence that radiation from the central star may be escaping the otherwise optically thick dust shell. Both behaviors are consistent with evolution off of the AGB. The unusual blue colors suggest that these stars may also be departing from spherical symmetry, in which case our radiative-transfer models could be underestimating their luminosity. These may be the sources at the very end of their AGB lifetimes, and we need better observational constraints on their geometry and outflows.

Acknowledgements. We thank the anonymous referee for a very thorough report, which led to numerous improvements in this manuscript. GCS was supported by NASA through Contract Number 1257184 issued by the Jet Propulsion Laboratory, California Institute of Technology under NASA contract 1407 and the NSF through Award 1108645. We thank Jean-Baptiste Marquette (IAP) for providing some EROS2 photometric data, Alistair Glasse (UKATC) for providing the JWST/MIRI filter response curves, and Sara Bladh (Padova University) for providing the results for her M-star models, including the gas-to-dust ratios. This publication is partly based on the OGLE observations obtained with the Warsaw Telescope at the Las Campanas Observatory, Chile, operated by the Carnegie Institution of Washington. This paper utilizes public domain data originally obtained by the MACHO Project, whose work was performed under the joint auspices of the U.S. Department of Energy, National Nuclear Security Administration by the University of California, Lawrence Livermore National Laboratory under contract No. W-7405-Eng-48, the National Science Foundation through the Center for Particle Astrophysics of the University of California under cooperative agreement AST-8809616, and the Mount Stromlo and Siding Spring Observatory, part of the Australian National University. This research made use of the SIMBAD database, operated at CDS, Strasbourg, France. This publication makes use of data products from *WISE* and *NEOWISE*, which are joint projects of the University of California, Los Angeles, and the Jet Propulsion Laboratory/California Institute of Technology, funded by the National Aeronautics and Space Administration. Based on data from the OMC Archive at CAB (INTA-CSIC), pre-processed by ISDC. The CSS survey is funded by the National Aeronautics and Space Administration under Grant No. NNG05GF22G issued through the Science Mission Directorate Near-Earth Objects Observations Program. The CRTS survey is supported by the U.S. National Science Foundation under grants AST-0909182.

References

- Aringer, B., Girardi, L., Nowotny, W., Marigo, P., & Lederer, M. T. 2009, *A&A*, 503, 913
- Begemann, B., Dorschner, J., Henning, Th., et al. 1997, *ApJ*, 476, 199
- Bertelli, G., Girardi, L., Marigo, P., & Nasi, E. 2008, *A&A*, 484, 815
- Bladh, S., & Höfner, S. 2012, *A&A*, 546, A76
- Bladh, S., Höfner, S., Aringer, B., & Eriksson, K. 2015, *A&A*, 575, A105
- Bohlin, R. C. 2007, *ASPC*, 364, 315
- Bolatto, A. D., Simon, J. D., Stanimirović, S., et al. 2007, *ApJ*, 655, 212
- Bono, G., Castellani, V., & Marconi, M. 2000, *ApJ*, 529, 293
- Bouwman, J., de Koter, A., van den Ancker, M. E., & Waters, L. B. F. M. 2000, *A&A*, 360, 213
- Boyer M. L., Srinivasan S., Riebel D., et al. 2012, *ApJ*, 748, 40
- Buchanan, C. L., Kastner, J. H., Forrest, W. J., et al. 2006, *AJ*, 132, 1890
- Cardelli, J. A., Clayton, G. C., & Mathis, J. S. 1989, *ApJ*, 345, 245
- Catchpole, R. M. & Feast, M. W. 1981, *MNRAS*, 197, 385
- Drake, A. J., Graham, M. J., Djorgovski, S. G., et al. 2014, *ApJS*, 213, 9
- Cioni, M.-R., Clementini, G., Girardi, L., et al. 2011, *A&A*, 527, A116
- Cioni M.-R., Loup C., Habing H. J., et al. 2000, *A&AS*, 144, 235
- Cutri, R. M., Skrutskie, M. F., Van, Dyk S., et al. 2006, *2MASS 6X Point Source Working Database (viZier II/281)*
- Cutri, R. M., Wright E. L., Conrow, T., et al. 2013, *AllWISE Data Release (viZier II/328/allwise)*
- DENIS Consortium, 2005, (viZier catalog B/denis)
- Doherty, C. L., Gil-Pons, P., Siess, L. & Lattanzio, J. C. 2017, *PASA*, in press (arXiv: 1703.06895)
- Dorschner, J., Begemann, B., Henning, T., Jäger, C., & Mutschke, H. 1995, *A&A*, 300, 503
- Eriksson, K., Nowotny, W., Höfner, S., Aringer, B., & Wachter, A. 2014, *A&A*, 566, A95
- Fabian, D., Posch, T., Mutschke, H., Kerschbaum, F., & Dorschner, J. 2001, *A&A*, 373, 1125
- Fazio, G. G., Hora, J. L., Allen, L. E., et al. 2004, *ApJS*, 154, 10
- Fraser, O., Hawley, S. L., & Cook, K. 2008, *AJ*, 136, 1242
- García-Hernández, D. A., Manchado, A., Lambert, D. L., et al. 2009, *ApJ*, 705, L31
- Goebel, J. H., & Moseley, S. H. 1985, *ApJ*, 290, L35
- Goldman, S. R., van Loon, J. Th., Zijlstra, A. A., et al. 2017, *MNRAS*, 465, 403
- Gordon, K. D., Meixner, M., Meade, M. R., et al. 2011, *AJ*, 142, 102
- Groenewegen, M. A. T. 2006, *A&A*, 448, 181
- Groenewegen, M. A. T. 2012, *A&A*, 543, A36
- Groenewegen, M. A. T., Barlow, M. J., Blommaert, J. A. D. L., et al. 2012, *A&A*, 543, L8
- Groenewegen, M. A. T., & Jurkovic, M. 2017, *A&A*, 604, A29
- Groenewegen, M. A. T., Sloan, G. C., Soszyński, I., & Petersen, E. A. 2009, *A&A*, 506, 1277 (G09)

- Groenewegen, M. A. T., Vlemmings, W. H. T., Marigo, P., et al. 2016, *A&A*, 596, A50
- Groenewegen, M. A. T., Whitelock, P. A., Smith, C. H., & Kerschbaum F. 1998, *MNRAS*, 293, 18
- Groenewegen, M. A. T., Wood, P. R., Sloan, G. C., et al. 2007, *MNRAS*, 376, 313
- Gruendl, R. A., Chu, Y.-H., Seale, J. P., et al. 2008, *ApJ*, 688, L9
- Gustafsson, B., Edvardsson, B., Eriksson, K., et al. 2008, *A&A*, 486, 951
- Henning, Th., Begemann, B., Mutschke, H., & Dorschner, J. 1995, *A&AS*, 112, 143
- Higdon, S. J. U., Devost, D., Higdon, J. L., et al. 2004, *PASP*, 116, 975
- Höfner, S. 2008, *A&A*, 491, L1
- Hofmeister, A. M., Keppel, E., & Speck, A. K. 2003, *MNRAS*, 345, 16
- Hony, S., Waters, L. B. F. M., & Tielens, A. G. G. M. 2002, *A&A*, 390, 533
- Houck J. R., Roelling T. L., van Cleve J., et al. 2004, *ApJS*, 154, 18
- Ishihara D., Onaka T., Katata H., et al. 2010, *A&A*, 514, A1 (viZier catalog II/297)
- Ita, Y., Onaka, T., Tanabé, T. et al. 2010, *PASJ*, 62, 273
- Ivezić, Ž., Nenkova M., & Elitzur M. 1999, *DUSTY* user manual, University of Kentucky internal report
- Jäger, C., Molster, F., Dorschner, J., Henning, T., Mutschke, H., & Waters, L. B. F. M. 1999, *A&A*, 339, 904
- Jones, O. C., Kemper, F., Sargent, B. A., et al. 2012, *MNRAS*, 427, 3209
- Jones, O. C., Kemper, F., Srinivasan, S., et al. 2014, *MNRAS*, 440, 631
- Jones, O. C., Meixner, M., Justtanont, K., & Glasse, A. 2017a, *ApJ*, 841, 15
- Jones, O. C., Woods, P. M., Kemper, F., et al. 2017b, *MNRAS*, submitted (arXiv: 1705.02709)
- Jørgensen, U. G., Hron, J., & Loidl, R. 2000, *A&A*, 356, 253
- Kamath, D., Wood, P. R., Soszyński, I., & Lebzelter, T. 2010, *MNRAS*, 408, 522
- Kastner, J. H., Thorndike, S. L., Romanczyk, P. A., et al. 2008, *AJ*, 136, 1221
- Kato, D., Nagashima, C., Nagayama, T., et al. 2007, *PASJ*, 59, 615
- Kato, D., Ita, Y., Onaka, T., et al. 2012, *AJ*, 144, 179
- Kemper, F., Woods, P. M., Antoniou, V., et al. 2010, *PASP*, 122, 683
- Kerschbaum, F., Lebzelter, T., & Mekul, L. 2010, *A&A*, 524, A87
- Kim, D.-W., Protopapas, P., Bailer-Jones, C. A. L., et al. 2014, *A&A*, 566, A43
- Kim, S.-H., Martin, P. G., & Hendry, P. D. 1994, *ApJ*, 422, 164
- Kraemer, K. E., Sloan, G. C., Price, S. D., & Walker, H. J. 2002, *ApJS*, 140, 389
- Kraemer, K. E., Sloan, G. C., Wood, P. R., Jones, O. C., & Egan, M. P. 2017, *ApJ*, 834, 185
- Lagadec, E., Zijlstra, A. A., Sloan, G. C., et al. 2007, *MNRAS*, 376, 1270
- Lagadec, E., Zijlstra, A. A., Mauron, et al. 2010, *MNRAS*, 403, 1331
- Lebouteiller, V., Barry, D. J., Spoon, H. W. W., et al. 2011, *ApJS*, 196, 8
- Lebouteiller, V., Bernard-Salas, J., Sloan, G. C., & Barry, D. J. 2010, *PASP*, 122, 231
- Leisenring, J. M., Kemper, F., & Sloan, G. C. 2008, *ApJ*, 681, 1557
- Lenz, P., & Breger, M. 2005, *Comm. in Asteroseismology*, 146, 53
- Lombaert, R., de Vries, B. L., de Koter, A., et al. 2012, *A&A*, 544, L18
- Loup, C., Zijlstra, A. A., Waters, L. B. F. M., & Groenewegen, M. A. T. 1997, *A&AS*, 125, 419
- Macri, L. M., Ngeow, C.-C., Kanbur, S. M., Mahzooni, S., & Smitka, M. T. 2015, *AJ*, 149, 117
- Mainzer, A., Bauer, J., Cutri, R. M., et al. 2014, *ApJ*, 792, 30
- Marigo, P., Bressan, A., Nanni, A., Girardi, L., & Pumo, M. L. 2013, *MNRAS*, 434, 488
- Mas-Hesse, J. M., Giménez, A., Culhane, J. L., et al. 2003, *A&A*, 411, L261
- Massey, P. 2002, *ApJS*, 141, 81
- Matsuura, M., Bernard-Salas, J., Lloyd Evans, T., et al. 2014, *MNRAS*, 439, 1472
- Matsuura, M., Wood, P. R., Sloan, G. C., et al. 2006, *MNRAS*, 371, 415
- Matsuura, M., Zijlstra, A. A., Bernard-Salas, J., et al. 2007, *MNRAS*, 382, 1889
- Mattsson, L., Wahlin, R., & Höfner, S. 2010, *A&A*, 509, A14
- Meixner, M., Gordon, K. D., Indebetouw, R., et al. 2006, *AJ*, 132, 2268
- Meixner, M., Panuzzo, P., Roman-Duval, J., et al. 2013, *AJ*, 146, 62
- Menzies, J. W., Feast, M. W., Whitelock, P. A., & Matsunaga, N. 2010, *MNRAS*, 406, 86
- Menzies, J. W., Feast, M. W., Whitelock, P. A., & Matsunaga, N. 2011, *MNRAS*, 414, 3492
- Min, M., Hovenier, J. W., & de Koter, A. 2003, *A&A*, 404, 35
- Min, M., Hovenier, J. W., Dominik, C., de Koter, A., & Yurkin, M. A. 2006, *JQRST*, 97, 161
- Moshir, M., Copan, G., Conrow, T., et al. 1989, *The IRAS Faint Source Catalog*, version 2
- Mutschke, H., Begemann, B., Dorschner, J., et al. 1998, *A&A*, 333, 188
- Mutschke, H., Min, M., & Tamanai, A. 2009, *A&A*, 504, 875
- Nanni, A., Marigo, P., Groenewegen, M. A. T., et al. 2016, *MNRAS*, 462, 1215
- Norris, B. R. M., Tuthill, P. G., Ireland, M. J., et al. 2012, *Nature*, 484, 220
- Nowotny, W., Aringer, B., Höfner, S., & Eriksson, K. 2013, *A&A*, 552, A20
- Oestreich, M. O., Schmidt-Kaler, T., & Wargau, W. 1997, *MNRAS*, 289, 729
- Ohnaka, K., Weigelt, G., & Hofmann, K.-H. 2016, *A&A*, 589, A91
- Ordal, M. A., Bell, R. J., Alexander, R. W., Jr., Newquist, L. A., & Querry, M. R. 1988, *ApOpt*, 27, 1203
- Ossenkopf, V., Henning, Th., & Mathis, J. S. 1992, *A&A*, 261, 567
- Pégourié B., 1988, *A&A*, 194, 335
- Pitman, K. M., Hofmeister, A. M., Corman, A. B., & Speck, A. K. 2008, *A&A*, 483, 661
- Pojmanski, G. 2002, *AcA*, 52, 397
- Pollack, J. B., Hollenback, D., Beckwith, S., Simonelli, D. P., Roush, D. P., & Fong, W. 1994, *ApJ*, 421, 615
- Posch, T., Kerschbaum, F., Mutschke, H., Fabian, D., Dorschner, J., & Hron, J. 1999, *A&A*, 352, 609
- Riebel, D., Boyer, M. L., Srinivasan, S., et al. 2015, *ApJ*, 807, 1
- Riebel, D., Srinivasan, S., Sargent, B., et al. 2012, *ApJ*, 753, 71
- Rieke, G. H., Young, E. T., Engelbracht, C. W., et al. 2004, *ApJS*, 154, 25
- Roman-Duval, J., Gordon, K. D., Meixner, M., et al. 2014, *ApJ*, 797, 86
- Rouleau, F., & Martin, P. G. 1991, *ApJ*, 377, 526
- Ruffle, P. M. E., Kemper, F., Jones, O. C., et al. 2015, *MNRAS*, 451, 3504
- Sargent, B. A., Srinivasan, S., & Meixner, M. 2011, *ApJ*, 728, 93
- Schwarz, G., 1978, *Ann. Stat.*, 6, 461
- Scicluna, P., Siebenmorgen, R., Wesson, R., et al. 2015, *A&A*, 584, L10
- Skrutskie M. F., Cutri, R. M., Stiening, R., Weinberg, M. D., Schneider, S., et al. 2006, *AJ*, 131, 1163
- Sloan, G. C., Kraemer, K. E., Matsuura, M., Wood, P. R., Price, S. D., & Egan, M. P. 2006, *ApJ*, 645, 1118
- Sloan, G. C., Kraemer, K. E., McDonald, I., et al. 2016, *ApJ*, 826, 44
- Sloan, G. C., Kraemer, K. E., Wood, P. R., et al. 2008, *ApJ*, 686, 1056
- Sloan, G. C., Lagadec, E., Zijlstra, A. A., et al. 2014, *ApJ*, 791, 28
- Sloan, G. C., & Ludovici, D. 2012, *IRS-TR 12001: Spectral Pointing-Induced Throughput Error and Spectral Shape in Short-Low Order 1* (Ithaca, NY: Cornell) (arXiv 1212.4843)
- Sloan, G. C., Matsuura, M., Lagadec, E., et al. 2012, *ApJ*, 752, 14
- Spano, M., Mowlavi, N., Eyer, L., et al. 2011, *A&A*, 536, A60
- Srinivasan, S., Sargent, B. A., Matsuura, M., et al. 2010, *A&A*, 524, A49
- Srinivasan, S., Sargent, B. A., & Meixner, M. 2011, *A&A*, 532, A54
- Srinivasan, S., Boyer, M. L., Kemper, F., Meixner, M., Sargent, B. A., & Riebel, D. 2016, *MNRAS*, 457, 2814
- Udalski, A., Soszyński, I., Szymański, M. K., et al. 2008a, *AcA* 58, 89
- Udalski, A., Soszyński, I., Szymański, M. K., et al. 2008b, *AcA* 58, 329
- van Loon, J. Th., Zijlstra, A. A., Whitelock, P. A., et al. 1997, *A&A*, 325, 585
- van Loon, J. Th., Groenewegen, M. A. T., de Koter, A., et al. 1999, *A&A*, 351, 559
- van Loon, J. Th., Oliveira, J. M., Gordon, K. D., et al. 2010a, *AJ*, 139, 68
- van Loon, J. Th., Oliveira, J. M., Gordon, K. D., et al. 2010b, *AJ*, 139, 1553
- Vassiliadis, E., & Wood, P. R. 1993, *ApJ*, 413, 641
- Ventura, P., Karakas, A. I., Dell’Aglia, F., et al. 2016, *MNRAS*, 457, 1456
- Verhoelst, T., Van der Zypen, N., Hony, S., Decin, L., Cami, J., & Eriksson, K. 2009, *A&A*, 498, 127
- Wachter, A., Winters, J. M., Schröder, K.-P., & Sedlmayr, E. 2008, *A&A*, 486, 497
- Wagenhuber, J. & Groenewegen, M. A. T. 1998, *A&A*, 340, 183
- Werner, M. W., Roellig, T. L., Low, F. J., et al. 2004, *ApJS*, 154, 1
- Whitelock, P. A., Feast, M. W., van Loon, J. Th., & Zijlstra, A. A. 2003, *MNRAS*, 342, 86
- Whitelock, P. A., Feast, M. W., Marang, F., Groenewegen, M. A. T. 2006, *MNRAS*, 369, 751
- Whitelock, P. A., Feast, M. W., Menzies, J. W., & Catchpole, R. M. 1989, *MNRAS*, 238, 769
- Whitelock, P. A., Menzies, J. W., Feast, M. W., Matsunaga, N., Tanabé, T., & Ita, Y. 2009, *MNRAS*, 394, 795
- Whitelock, P., Menzies, J., Feast, M., et al. 1994, *MNRAS*, 267, 711
- Whitney, B. A., Sewilo, M., Indebetouw, R., et al. 2008, *AJ*, 136, 18
- Woitke, P. 2006, *A&A*, 460, L9
- Wood, P. R. 1990, In: *From Miras to planetary nebulae: Which path for stellar evolution? Proceedings of the International Colloquium, Montpellier, France, Sept. 4-7, 1989. Gif-sur-Yvette, France, Éditions Frontières*, 1990, p. 67
- Wood, P. R. 1998, *A&A*, 338, 592
- Wood, P. R., Bessell, M. S., & Fox, M. W. 1983, *ApJ*, 272, 99 (WBF)
- Wood, P. R., Bessell, M. S., Paltoglou, G. 1985, *ApJ*, 290, 477
- Wood, P. R., Whiteoak, J. B., Hughes, S. M. G., Bessell, M. S., Gardner, F. F., & Hyland, A. R. 1992, *ApJ*, 397, 552
- Woods, P. M., Oliviera, J. M., Kemper, F., et al. 2011, *MNRAS*, 411, 1597
- Wright, E. L., Eisenhardt, P. R. M., Mainzer, A. K., et al. 2010, *AJ*, 140, 1868
- Yamamura, I., Makiuti, S., Ikeda, N., et al. 2010, *ISAS/JAXA* (viZier catalog II/298)
- Zacharias, N., Monet, D. G., Levine, S. E., et al. 2004, *AAS* 205, 4815
- Zaritsky, D., Harris, J., Thompson, I. B., & Grebel, E. K. 2004, *AJ*, 128, 1606
- Zaritsky, D., Harris, J., Thompson, I. B., Grebel, E. K., & Massey, P. 2002, *AJ*, 123, 855
- Zhang, K., Jiang, B. W., & Li, A. 2009, *ApJ*, 702, 680
- Zijlstra, A. A., Matsuura, M., Wood, P. R., et al. 2006, *MNRAS*, 370, 1961
- Zubko, V. G., Mennella, V., Colangeli, L., & Bussoletti, E. 1996, *MNRAS*, 282, 1321

Appendix A: The sample

Tables A.1 and A.2 list the samples of C-rich and O-rich stars, with basic information: some common names (as listed by SIMBAD), R.A. and declination in decimal degrees, the identifier used in figures and tables below (where we almost always kept the target name used in the original observation), the adopted pulsation period, the (semi-)amplitude and in which filter. For the oxygen-rich stars a classifier is added (FG=Foreground, SG=Supergiant, MA=M-type AGB-star). The C-stars are listed in order of R.A., but with the stars in the dSph galaxies listed last. For the O-rich stars the foreground objects are listed before the SGs and the AGB stars, and then by R.A. Various criteria have been used to distinguish between foreground, supergiant and O-rich AGB stars; see G09 for details. Compared to G09 only one additional FG object was added HD 269924, which is a K5 star with a significant proper motion. The distinction between SG and MA is sometimes not clear-cut, but our conclusions do not depend on the misclassification of a few objects.

Figure A.1 shows one diagnostic that was used, the period-luminosity diagram, with additional information from the pulsation amplitude and colour.

To quantify the impact of misclassifications, we compared our classifications to those from Jones et al. (2012). Of the 46 stars they classified as O-AGB, we classified 1 as SG, and 2 as C-rich. Of the 68 stars they classified as RSGs, we classified 7 as MA. We also compared our classifications to those from Ruffle et al. (2015), Woods et al. (2011), and Jones et al. (2017b). Of the 18 stars we classified as O-AGB, Ruffle et al. classified 2 as SG. Of the 21 stars we classified as RSGs, they classified 3 as MA. Of the 39 stars we classified as O-AGB, Woods et al. (2011) classified 0 as SG. Of the 13 stars we classified as RSGs, they classified 0 as MA. Of the 63 stars we classified as O-AGB, Jones et al. (2017b) classified 3 as SG. Of the 57 stars we classified as RSGs, they classified 1 as MA. The differences arise mainly because we did not strictly enforce the classic AGB luminosity limit of $M_{\text{bol}} = -7.1$ mag. This comparison shows that the probability of misclassification is $\sim 5\text{--}10\%$.

Appendix B: Mass-loss rates, luminosities, and fits to the SEDs

Tables B.1 and B.2 list the parameters of the models which best fit the observed data. These include the identifier, information on the atmospheric model used (effective temperature, $\log g$, and for the C stars, C/O ratio), grain size and dust type, luminosity, dust optical depth in the V -band, mass-loss rate, whether τ was fitted (1) or fixed (0), T_c , whether T_c was fitted or fixed, the slope of the density law, whether p was fitted or fixed, outer radius (in units of inner radius), and the reduced χ^2 .

The reduced chi-square value is given for reference only. There is a large range in values, and sometimes the values are far larger than unity. This is in part related to the construction of the SED and the available photometry (and error) which can be very different across sources, and the role of variability.

Figures B.1 and B.2 show the best-fitting models, and give a subjective indication of the quality of the fits. The top panel shows the observed SED and IRS spectrum and the fitted model on an absolute scale, while the bottom panel shows the IRS spectrum and the model (the blue line), scaled to a quasi-continuum point based on the average flux in the $6.35\text{--}6.55\ \mu\text{m}$ region. Horizontal lines near the bottom indicate wavelength regions excluded from the fit.

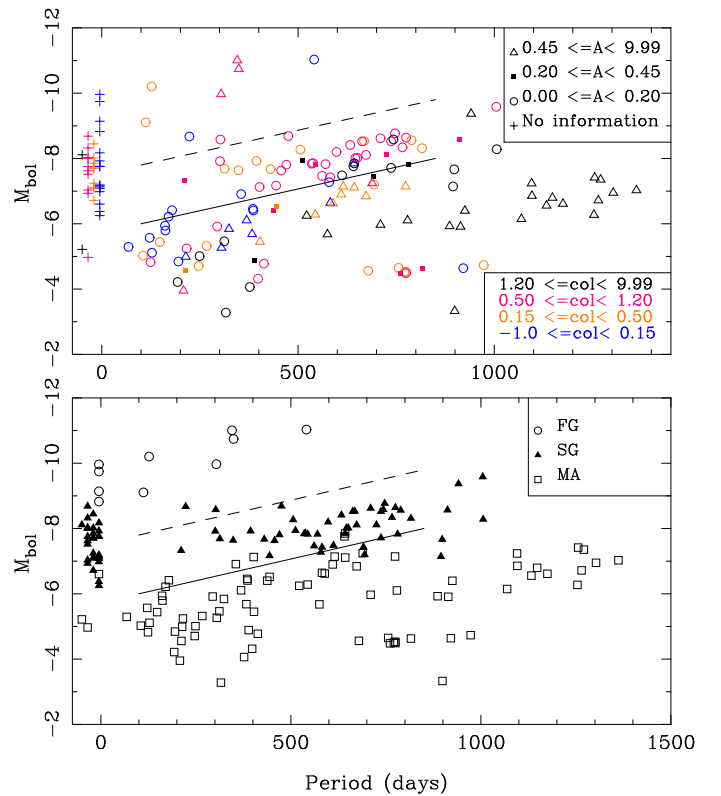


Fig. A.1. Bolometric magnitude versus pulsation period for the O-rich stars. Stars without periods are plotted as plus signs at negative periods. The solid line indicates the lower luminosity limit for RSGs by WBF, and the dashed line is 1.8 mag brighter. *Top panel.* The legend indicates the meaning of the symbols in terms of the I -band semi-amplitudes (A), and $[3.6]\text{--}[8.0]$ colours. *Bottom panel.* As top panel, but the objects are identified as foreground objects (open circles), RSG (filled triangles), and AGB stars (open squares).

Table A.1. Carbon star sample.

| Names | R.A. | Declination | Identifier | Period | Amp (Filter) | Ref. ^a | Remarks |
|---------------------------------------|-----------|-------------|---------------|--------|--------------------|-------------------|---------|
| GM 780, MACHO 213.15051.6 | 8.905250 | -73.165583 | gm780 | 611 | 0.75 (<i>I</i>) | 1 | |
| MSX SMC 029 | 9.192958 | -73.526417 | msxsmc029 | | | | |
| MSX SMC 091 | 9.236292 | -72.421528 | msxsmc091 | 405 | 0.57 (<i>K</i>) | 2 | |
| IRAS 00350-7436 | 9.248792 | -74.330639 | iras00350 | | | | |
| MSX SMC 062, OGLE J004240.89-725705.1 | 10.670417 | -72.951583 | msxsmc062 | 548 | 0.86 (<i>I</i>) | 1 | |
| MSX SMC 054, MACHO 213.15504.265 | 10.774699 | -73.361268 | msxsmc054 | 390 | 0.27 (<i>I</i>) | 1 | |
| 2MASS J00432649-7326433 | 10.860361 | -73.445350 | j004326 | 327 | 0.11 (<i>I</i>) | 1 | |
| MSX SMC 044, OGLE J004339.58-731457.1 | 10.914875 | -73.249333 | msxsmc044 | 441 | 0.60 (<i>I</i>) | 1 | |
| 2MASS J00445256-7318258 | 11.219005 | -73.307186 | j004452 | 158 | 0.06 (<i>I</i>) | 1 | |
| MSX SMC 105, OGLE J004502.14-725223.8 | 11.258917 | -72.873417 | msxsmc105 | 652 | 0.93 (<i>I</i>) | 1 | |
| MSX SMC 036, OGLE J004553.92-732340.7 | 11.474750 | -73.394750 | msxsmc036 | 555 | 0.85 (<i>I</i>) | 1 | |
| MSX SMC 014 | 11.568042 | -74.187111 | msxsmc014 | 361 | 1.05 (<i>I</i>) | 1 | |
| MSX SMC 060, OGLE 004640.46-731646.9 | 11.668417 | -73.279778 | msxsmc060 | 431 | 0.41 (<i>I</i>) | 1 | |
| MSX SMC 200, smc102.5_195 | 11.711583 | -71.794250 | msxsmc200 | 433 | 0.36 (<i>I</i>) | 1 | |
| MSX SMC 033, OGLE J004705.55-732132.5 | 11.773000 | -73.359167 | msxsmc033 | 532 | 0.88 (<i>I</i>) | 1 | |
| SSTISAGEMA J004720.02-724035.1 | 11.833320 | -72.676390 | j004720 | 144 | 0.05 (<i>I</i>) | 1 | |
| MSX SMC 66, OGLE J004852.51-730856.5 | 12.218750 | -73.149111 | msxsmc066 | 523 | 0.46 (<i>I</i>) | 1 | |
| 2MASS J00485947-7335387 | 12.247937 | -73.594118 | irasf00471 | 687 | 0.97 (<i>I</i>) | 1 | |
| CV 78, MACHO 212.15907.1 | 12.265958 | -73.088833 | cv78 | 435 | 0.75 (<i>I</i>) | 1 | |
| RAW 594 | 12.535420 | -72.838940 | raw594 | 140 | 0.06 (<i>I</i>) | 1 | |
| MSX SMC 163, MACHO 208.16031.578 | 12.753083 | -72.421806 | msxsmc163 | 672 | 0.87 (<i>I</i>) | 1 | |
| MSX SMC 142, OGLE J005140.46-725728.5 | 12.918625 | -72.958028 | msxsmc142 | 293 | 0.76 (<i>I</i>) | 1 | |
| MSX SMC 125 | 12.958690 | -72.847080 | msxsmc125 | 458 | 0.84 (<i>I</i>) | 1 | |
| MSX SMC 162, OGLE J005240.16-724727.3 | 13.167375 | -72.791000 | msxsmc162 | 535 | 0.51 (<i>I</i>) | 1 | |
| MSX SMC 202, smc102.1_11605 | 13.292208 | -72.198528 | msxsmc202 | 486 | 0.32 (<i>I</i>) | 1 | |
| MSX SMC 159, OGLE 005422.28-724329.7 | 13.592830 | -72.724940 | msxsmc159 | | | | |
| LEGC 105, OGLE J005446.85-731337.6 | 13.695184 | -73.227182 | legc105 | 349 | 0.62 (<i>I</i>) | 1 | |
| OGLE 005450.73-730607.2 | 13.711458 | -73.102028 | iso00548 | 430 | 0.90 (<i>I</i>) | 1 | |
| OGLE 005454.09-730318.0 | 13.725417 | -73.055028 | iso00549 | 546 | 0.56 (<i>I</i>) | 1 | |
| RAW 960, OGLE J005554.61-731136.3 | 13.977620 | -73.193470 | raw960 | 315 | 0.62 (<i>I</i>) | 1 | |
| MSX SMC 209, MACHO 207.16376.687 | 14.068292 | -72.278139 | msxsmc209 | 510 | 0.80 (<i>I</i>) | 1 | |
| OGLE SMC-SC7 204803 | 14.073042 | -72.451194 | s3mc204803 | 194 | 0.07 (<i>I</i>) | 1 | |
| IRAS 00554-7351, [GB98] S16 | 14.266458 | -73.587389 | iras00554 | 851 | 0.83 (<i>I</i>) | 1 | |
| MSX SMC 198, OGLE J005710.97-723059.7 | 14.295750 | -72.516639 | msxsmc198 | 512 | 0.85 (<i>I</i>) | 1 | |
| MSX SMC 155 | 14.325625 | -72.709778 | msxsmc155 | | | | |
| 2MASS J00572054-7312460 | 14.335583 | -73.212778 | iso00573 | 352 | 0.60 (<i>I</i>) | 1 | |
| MSX SMC 093, smc107.2_23 | 14.847333 | -73.933611 | msxsmc093 | 463 | 0.30 (<i>I</i>) | 1 | |
| OGLE 010154.53-725822.1 | 15.477417 | -72.972861 | iso01019 | 337 | 0.51 (<i>I</i>) | 1 | |
| 2MASS J01045315-7204039 | 16.221485 | -72.067774 | j010453 | | | | |
| MSX SMC 232, OGLE J010603.28-722231.9 | 16.513750 | -72.375611 | msxsmc232 | 460 | 0.64 (<i>I</i>) | 1 | |
| NGC 419 LE 16, smc110.2_6965 | 17.004750 | -72.888139 | ngc419le16 | 424 | 0.25 (<i>I</i>) | 1 | |
| NGC 419 IR1, OGLE J010812.92-725243.7 | 17.054000 | -72.878890 | ngc419ir1 | 456 | 0.43 (<i>I</i>) | 1 | |
| NGC 419 LE 35 | 17.072880 | -72.883720 | ngc419le35 | 173 | 0.08 (<i>I</i>) | 1 | |
| NGC 419 MIR 1 | 17.073000 | -72.885889 | ngc419mir1 | 738 | 0.75 (<i>K</i>) | 3 | |
| NGC 419 LE 27, smc110.2_6915 | 17.086080 | -72.881140 | ngc419le27 | 305 | 0.08 (<i>I</i>) | 1 | |
| NGC 419 LE 18, smc110.2_6943 | 17.103958 | -72.882472 | ngc419le18 | 371 | 0.07 (<i>I</i>) | 1 | |
| IRAS 04286-6937, MSX LMC 1007 | 67.125750 | -69.513944 | iras04286 | 662 | 0.56 (<i>K</i>) | 4 | |
| 2MASS J04325737-6926331, MSX LMC 1008 | 68.239083 | -69.442528 | iras04331 | 673 | 0.50 (<i>W2</i>) | 5 | |
| 2MASS J04334368-7009504, MSX LMC 1077 | 68.432042 | -70.164028 | iras04340 | 441 | 1.08 (<i>I</i>) | 1 | |
| 2MASS J04352409-6656493, MSX LMC 1017 | 68.850417 | -66.947028 | iras04353 | 582 | 0.75 (<i>K</i>) | 2 | |
| 2MASS J04364447-7242010, MSX LMC 1067 | 69.185333 | -72.700278 | iras04375 | 246 | 0.50 (<i>W2</i>) | 5 | |
| IRAS 04374-6831, MSX LMC 1042 | 69.344667 | -68.417583 | iras04374 | 639 | 0.71 (<i>K</i>) | 4 | |
| 2MASS J04425732-7012257, MSX LMC 1075 | 70.738875 | -70.207167 | iras04433 | 486 | 0.87 (<i>I</i>) | 1 | |
| 2MASS J04462712-6847469 | 71.613042 | -68.796361 | sagemcj044627 | 389 | 0.91 (<i>I</i>) | 1 | |
| MSX LMC 1120, lmc141.5_9241 | 71.817042 | -68.407111 | msxlmc1120 | 639 | 0.83 (<i>I</i>) | 1 | |
| IRAS 04496-6958, MSX LMC 1130 | 72.327000 | -69.887361 | iras04496 | 721 | 0.21 (<i>I</i>) | 1 | |
| MSX LMC 1128 | 72.668917 | -68.971972 | msxlmc1128 | 442 | 0.68 (<i>I</i>) | 1 | |
| MSX LMC 1308, lmc135.7_3454 | 72.795667 | -69.337389 | msxlmc1308 | 535 | 0.57 (<i>I</i>) | 1 | |
| MSX LMC 1205, lmc134.7_17633 | 72.814500 | -68.694528 | msxlmc1205 | 569 | 0.94 (<i>I</i>) | 1 | |
| IRAS 04518-6852, MSX LMC 1201 | 72.919177 | -68.792953 | iras04518 | 786 | 0.89 (<i>W2</i>) | 5 | |

Table A.1. Carbon star sample: continued.

| Names | R.A. | Declination | Identifier | Period | Amp (Filter) | Ref. ^a | Remarks |
|--|-----------|-------------|---------------|--------|--------------------|-------------------|---------|
| MSX LMC 1213 | 73.084042 | -68.725028 | msxlmc1213 | 478 | 0.72 (<i>K</i>) | 2 | |
| [KDM2001] 764 | 73.135500 | -67.049833 | kdm764 | 453 | 0.10 (<i>I</i>) | 1 | |
| 2MASS J04532871-6603343 | 73.369667 | -66.059555 | sagemcj045328 | 399 | 0.30 (<i>R</i>) | 6 | |
| IRAS 04535-6616, MSX LMC 1111 | 73.434333 | -66.196139 | sagemcj045344 | 764 | 0.67 (<i>W2</i>) | 5 | |
| IRASF 04538-6820, MSX LMC 1198 | 73.443250 | -68.270240 | iras04538 | 669 | 0.61 (<i>W2</i>) | 5 | |
| IRAS 04537-6922, MSX LMC 1191 | 73.506708 | -65.081139 | iras04537 | 505 | 0.84 (<i>R</i>) | 7 | |
| MSX LMC 1209, lmc134.2_9194 | 73.828625 | -68.775167 | msxlmc1209 | 571 | 0.79 (<i>I</i>) | 1 | |
| IRAS 04557-6952 | 73.912417 | -67.819639 | iras04557 | 765 | 0.68 (<i>K</i>) | 4 | |
| MSX LMC 1298, lmc134.1_40407 | 74.133958 | -68.880833 | msxlmc1298 | 673 | 1.02 (<i>I</i>) | 1 | |
| 2MASS J04584626-6820429 | 74.691776 | -68.343849 | iras04589 | 765 | 0.67 (<i>W2</i>) | 5 | |
| [KDM2001] 1238 | 74.729292 | -69.188500 | kdm1238 | 133 | 0.06 (<i>I</i>) | 1 | |
| 2MASS J05003226-7209023, MSX LMC 178 | 75.134459 | -72.150639 | iras05013 | 550 | 0.73 (<i>K</i>) | 2 | |
| MSX LMC 1282, lmc124.7_14426 | 75.253625 | -67.589889 | msxlmc1282 | 637 | 1.05 (<i>I</i>) | 1 | |
| IRAS 05009-6616, MSX LMC 1278 | 75.268417 | -66.211194 | iras05009 | 658 | 0.82 (<i>K</i>) | 4 | |
| SSTISAGE1C J050231.47-680535.9 | 75.631170 | -68.093220 | ERO0502315 | | | | |
| [KDM2001] 1656, MACHO 55.3736.12 | 75.819292 | -65.829167 | kdm1656 | 249 | 0.07 (<i>R</i>) | 6 | |
| [KDM2001] 1691 | 75.903917 | -68.560694 | kdm1691 | 529 | 0.21 (<i>I</i>) | 1 | |
| LMC-BM 11-19 | 75.927458 | -67.988667 | lmc-bm11-19 | 98 | 0.01 (<i>I</i>) | 1 | |
| LMC-BM 12-14, [KDM2001] 1722 | 75.972542 | -70.463222 | lmc-bm12-14 | 220 | 0.12 (<i>I</i>) | 1 | |
| IRAS 05042-6827 | 76.023300 | -68.394520 | ERO0504056 | | | | |
| NGC 1818 WBT64 | 76.032242 | -66.418289 | ngc1818wbt64 | 166 | 0.06 (<i>R</i>) | 7 | |
| OGLE LMC-LPV-16169 | 76.263375 | -69.407361 | sagemcj050503 | 247 | 0.08 (<i>I</i>) | 1 | |
| IRAS 05053-6901, MSX LMC 84 | 76.270124 | -68.963437 | iras05053 | 944 | 0.74 (<i>W2</i>) | 5 | |
| LMC-BM 13-2, [KDM2001] 1924 | 76.482000 | -67.369444 | lmc-bm13_2 | 898 | 0.28 (<i>I</i>) | 1 | |
| 2MASS J05060754-7141482 | 76.531417 | -71.696750 | sagemcj050607 | 342 | 0.67 (<i>R</i>) | 7 | |
| [KDM2001] 1961 | 76.552500 | -64.927111 | kdm1961 | 482 | 0.04 (<i>R</i>) | 7 | |
| [KDM2001] 1966 | 76.579083 | -64.936167 | kdm1966 | 176 | 0.06 (<i>R</i>) | 7 | |
| 2MASS 05062012-6454585 | 76.583875 | -64.916278 | sagemcj050620 | 189 | 0.12 (<i>R</i>) | 7 | |
| 2MASS J05062960-6855348 | 76.623333 | -68.926333 | sagemcj050629 | 156 | 0.04 (<i>I</i>) | 1 | |
| IRAS 05070-7020, MSX LMC 200 | 76.646292 | -70.280611 | iras05070 | 560 | 0.50 (<i>K</i>) | 2 | |
| SHV 0507252-690238 | 76.789167 | -68.980389 | shv0507252 | 525 | 0.41 (<i>I</i>) | 1 | |
| 2MASS J05075293-6812464 | 76.970542 | -68.212917 | sagemcj050752 | 302 | 1.06 (<i>I</i>) | 1 | |
| MSX LMC 92 | 77.106522 | -68.899963 | msxlmc92 | 536 | 0.89 (<i>I</i>) | 1 | |
| OGLE LMC-LPV-20709 | 77.109917 | -68.520833 | sagemcj050826 | 418 | 0.64 (<i>I</i>) | 1 | |
| [KDM2001] 2187 | 77.151833 | -69.720972 | kdm2187 | 820 | 0.25 (<i>I</i>) | 1 | |
| MSX LMC 95, lmc112.7_9825 | 77.499958 | -69.936028 | msxlmc95 | 608 | 1.01 (<i>I</i>) | 1 | |
| MSX LMC 87, lmc112.6_11178 | 77.581750 | -69.830944 | msxlmc87 | 622 | 1.00 (<i>I</i>) | 1 | |
| sage1cj051028 | 77.618134 | -68.742065 | sage1cj051028 | 466 | 0.90 (<i>I</i>) | 1 | |
| IRAS 05112-6755, MSX LMC 44, TRM 4 | 77.793625 | -67.869583 | iras05112 | 830 | 0.93 (<i>K</i>) | 9 | |
| IRAS 05113-6739, TRM 24 | 77.807833 | -67.604472 | iras05113 | 698 | 1.10 (<i>I</i>) | 1 | |
| MSX LMC 219 | 77.831415 | -68.707676 | msxlmc219 | 706 | 0.67 (<i>K</i>) | 2 | |
| TRM 72, MSX LMC 29, MACHO 56.5052.258 | 77.911000 | -66.852722 | trm72 | 533 | 1.08 (<i>I</i>) | 1 | |
| IRAS 05125-7035, MSX LMC 196 | 78.003208 | -70.540000 | iras05125 | 1115 | 0.61 (<i>K</i>) | 2 | |
| MSX LMC 220, OGLE 051232.15-691540.6 | 78.133583 | -69.261222 | msxlmc220 | 632 | 0.54 (<i>I</i>) | 1 | |
| IRAS 05132-6941, MSX LMC 223 | 78.212750 | -69.630611 | iras05132 | 666 | 0.82 (<i>K</i>) | 2 | |
| IRAS 05133-6937 | 78.257471 | -69.564111 | iras05133 | | | | |
| OGLE J051306.52-690946.4 | 78.276750 | -69.162833 | ogle051306 | 359 | 0.84 (<i>I</i>) | 1 | |
| MSX LMC 218, lmc110.2_244 | 78.318333 | -68.736083 | msxlmc218 | 654 | 0.76 (<i>I</i>) | 1 | |
| HV 5680 | 78.624411 | -68.909459 | hv5680 | 104 | 0.02 (<i>I</i>) | 1 | |
| MSX LMC 349 | 79.362266 | -68.916258 | msxlmc349 | 587 | 0.75 (<i>K</i>) | 2 | |
| SSTISAGE1C J051803.23-684950.7 | 79.513710 | -68.830720 | sagemcj051803 | 352 | 0.50 (<i>I</i>) | 1 | |
| [KDM2001] 3196 | 79.533125 | -71.864916 | kdm3196 | 118 | 0.02 (<i>I</i>) | 1 | |
| IRAS 05187-7033 | 79.548780 | -70.507500 | ERO0518117 | | | | |
| 2MASS J05183266-6925253 | 79.636125 | -69.423694 | sagemcj051832 | 173 | 0.09 (<i>I</i>) | 1 | |
| IRAS 05191-6936 | 79.701450 | -69.559660 | ERO0518484 | | | | |
| IRAS 05190-6748, MSX LMC 307, TRM 20 | 79.734417 | -67.751194 | iras05190 | 945 | 0.78 (<i>K</i>) | 9 | |
| OGLE LMC-LPV-40384 | 79.785375 | -69.387278 | sagemcj051908 | 189 | 0.08 (<i>I</i>) | 1 | |
| 2MASS J05191049-6933453 | 79.793750 | -69.562583 | 2massj051910 | 475 | 0.10 (<i>I</i>) | 1 | |
| TRM 88, MSX LMC 310, MACHO 58.6508.122 | 80.080750 | -66.596611 | trm88 | 549 | 0.76 (<i>R</i>) | 7 | |
| MSX LMC 439 | 80.200869 | -70.203495 | msxlmc439 | | | | R CrB |
| MSX LMC 341 | 80.251542 | -69.348667 | msxlmc341 | 572 | 0.77 (<i>K</i>) | 2 | |

Table A.1. Carbon star sample: continued.

| Names | R.A. | Declination | Identifier | Period | Amp (Filter) | Ref. ^a | Remarks |
|---------------------------------------|-----------|-------------|---------------|--------|--------------|-------------------|--------------|
| HV 942, MACHO 6.6696.60 | 80.449850 | -70.165840 | hv942 | | | | R CrB |
| MSX LMC 527 | 80.582313 | -65.721920 | msxlmc527 | | | | |
| OGLE J052242.09-691526.2 | 80.674958 | -69.257222 | ogle052242 | 418 | 0.79 (I) | 1 | |
| MSX LMC 663, OGLE 052244.13-693828.3 | 80.683292 | -69.641111 | msxlmc663 | 1338 | 0.02 (I) | 1 | |
| MSX LMC 494 | 80.787833 | -69.296347 | msxlmc494 | 439 | 0.67 (I) | 1 | |
| 2MASS J05233832-6653246, MSX LMC 513 | 80.909660 | -66.890270 | iras05236 | 754 | 0.97 (K) | 2 | |
| SSTM1SAGE1 J052405.23-681802.4 | 81.022208 | -68.300694 | sagemcj052405 | 328 | 0.61 (I) | 1 | |
| MSX LMC 441 | 81.160917 | -70.399194 | msxlmc441 | 671 | 0.77 (K) | 2 | |
| MSX LMC 428 | 81.182042 | -71.790694 | iras05254 | 685 | 0.53 (W2) | 5 | |
| OGLE J052445.53-691605.6 | 81.189208 | -69.268139 | ogle052445 | 403 | 0.78 (I) | 1 | |
| MSX LMC 443 | 81.273667 | -70.169611 | msxlmc443 | 535 | 0.66 (K) | 2 | |
| MSX LMC 438, lmc164.7_40522 | 81.331292 | -71.067417 | msxlmc438 | 561 | 0.58 (I) | 1 | |
| IRAS 05260-7010 | 81.419530 | -70.140850 | ERO0525406 | | | | |
| MSX LMC 474 | 81.466049 | -68.776199 | msxlmc474 | 632 | 0.76 (I) | 1 | |
| WBP 17, OGLE J052620.01-694137.5 | 81.582792 | -69.693694 | wbp17 | 316 | 0.47 (I) | 1 | |
| MSX LMC 774 | 81.596208 | -69.188944 | msxlmc774 | 670 | 0.78 (K) | 2 | |
| MSX LMC 634, lmc161.3_58817 | 81.648708 | -69.139639 | msxlmc634 | 490 | 0.68 (I) | 1 | |
| WBP 29 | 81.670624 | -69.386505 | wbp29 | 247 | 0.58 (I) | 1 | |
| MSX LMC 601, OGLE J052650.96-693136.8 | 81.711750 | -69.526889 | msxlmc601 | 560 | 1.22 (I) | 1 | |
| WBP 42, OGLE J052704.87-693816.4 | 81.769708 | -69.637833 | wbp42 | 396 | 0.48 (I) | 1 | |
| WBP 51 | 81.827210 | -69.606720 | wbp51 | 390 | 0.14 (I) | 1 | |
| IRAS 05278-6942, MSX LMC 635 | 81.850458 | -69.662472 | iras05278 | 1001 | 1.28 (K) | 2 | |
| SHV 0528350-701014 | 82.024625 | -70.131555 | shv0528350 | 474 | 0.35 (I) | 1 | |
| MSX LMC 754, MACHO 7.7779.1137 | 82.047833 | -70.566278 | msxlmc754 | 461 | 0.79 (I) | 1 | |
| [KDM2001] 4257 | 82.107583 | -69.779833 | ogle052825 | 134 | 0.03 (I) | 1 | |
| WBP 104 | 82.109167 | -69.245278 | wbp104 | 245 | 0.45 (I) | 10 | S-star (WBP) |
| NGC 1978 IR1 | 82.167375 | -66.231861 | ngc1978ir1 | 450 | 0.77 (R) | 6 | |
| NGC 1978 IR4 | 82.185417 | -66.234444 | ngc1978ir4 | 473 | 0.25 (R) | 6 | |
| IRAS 05295-7121, MSX LMC 692 | 82.194208 | -71.320139 | iras05295 | 639 | 0.78 (I) | 1 | |
| NGC 1978 MIR 1 | 82.196253 | -66.237190 | ngc1978mir1 | 376 | 0.60 (K) | 3 | |
| MSX LMC 679, IRAS 05292-6950 | 82.202542 | -69.800361 | msxlmc679 | 485 | 0.66 (K) | 2 | |
| GRRV 38, RGC 54 | 82.281587 | -66.970846 | grrv38 | 494 | 0.48 (R) | 7 | |
| IRAS 05305-7251, MSX LMC 723 | 82.407860 | -72.831360 | ERO0529379 | 680 | 0.48 (W2) | 5 | |
| IRAS 05300-6651, MSX LMC 560, TRM 79 | 82.516208 | -66.823389 | iras05300 | 708 | 0.82 (K) | 9 | |
| IRAS 05306-7032, MSX LMC 652 | 82.526010 | -70.511410 | iras05306 | 806 | 0.52 (K) | 2 | |
| IRAS 05315-7145 | 82.683780 | -71.716840 | iras05315 | | | | |
| [KDM2001] 4554 | 82.687443 | -68.358087 | kdm4554 | 421 | 0.82 (I) | 1 | |
| MSX LMC 841 | 82.804625 | -66.161417 | msxlmc841 | 672 | 0.63 (K) | 2 | |
| MSX LMC 768, OGLE 053141.04-693919.7 | 82.920375 | -69.655500 | msxlmc768 | 630 | 0.92 (I) | 1 | |
| [KDM2001] 4665, MACHO 35.8352.3 | 82.995584 | -72.743361 | kdm4665 | 205 | 0.08 (R) | 7 | |
| MSX LMC 782, lmc168.2_44882 | 83.013792 | -69.291778 | msxlmc782 | 484 | 0.93 (I) | 1 | |
| [KDM2001] 4718 | 83.110542 | -73.168583 | kdm4718 | 310 | 0.13 (R) | 7 | |
| [KDM2001] 4774 | 83.229208 | -67.613111 | kdm4774 | 147 | 0.06 (R) | 7 | |
| MSX LMC 783, lmc168.2_12726 | 83.231125 | -69.340722 | msxlmc783 | 515 | 0.79 (I) | 1 | |
| MSX LMC 775, lmc166.2_19640 | 83.234083 | -68.213528 | msxlmc775 | 284 | 0.35 (I) | 1 | |
| MSX LMC 736 | 83.278464 | -70.509414 | msxlmc736 | 683 | 0.56 (W2) | 5 | |
| 2MASS J05331859-6600401 | 83.327458 | -66.011167 | sagemcj053318 | 440 | 0.72 (R) | 7 | |
| IRAS 05348-7024, MSX LMC 733 | 83.566588 | -70.381279 | iras05348 | 798 | 1.04 (K) | 2 | |
| 2MASS J05344142-6926307 | 83.672580 | -69.441860 | sagemcj053441 | 516 | 0.43 (I) | 1 | |
| MSX LMC 743 | 83.723875 | -70.490194 | msxlmc743 | 550 | 0.67 (K) | 2 | |
| MSX LMC 787 | 83.734208 | -69.154583 | msxlmc787 | 644 | 0.70 (K) | 2 | |
| MSX LMC 950, OGLE J053503.72-695245.3 | 83.764750 | -69.879278 | msxlmc950 | 557 | 0.89 (I) | 1 | |
| MSX LMC 796, lmc169.3_47356 | 83.833333 | -69.812722 | msxlmc796 | 178 | 0.07 (I) | 1 | |
| MSX LMC 749, OGLE J053527.04-695227.8 | 83.861917 | -69.874417 | msxlmc749 | 545 | 0.86 (I) | 1 | |
| 2MASS J05353972-6519564, MSX LMC 862 | 83.915500 | -65.332333 | iras05355 | 513 | 0.71 (R) | 7 | |
| IRAS 05360-6648, MSX LMC 872, TRM 77 | 84.005125 | -66.777667 | iras05360 | 527 | 0.64 (K) | 2 | |
| 2MASS J05362413-7241324, MSX LMC 721 | 84.100542 | -72.692361 | iras05373 | 642 | 0.67 (K) | 2 | |
| MSX LMC 967, OGLE J053636.92-694722.3 | 84.153170 | -69.789560 | msxlmc967 | 532 | 0.86 (I) | 1 | |
| [KDM2001] 5345, MACHO 66.9419.10 | 84.598333 | -66.150111 | kdm5345 | 217 | 0.06 (R) | 7 | |
| OGLE J053930.16-695755.8 | 84.874958 | -69.965500 | ogle053930 | 400 | 0.64 (I) | 1 | |
| MSX LMC 971 | 84.966000 | -70.021389 | msxlmc971 | 656 | 0.87 (K) | 2 | |

Table A.1. Carbon star sample: continued.

| Names | R.A. | Declination | Identifier | Period | Amp (Filter) | Ref. ^a | Remarks |
|--|------------|-------------|---------------|--------|--------------|-------------------|---------|
| MSX LMC 1400 | 85.085708 | -66.245611 | msxlmc1400 | 666 | 0.40 (W2) | 5 | |
| MSX LMC 937, IRAS 05410-6954 | 85.150250 | -69.880500 | msxlmc937 | 663 | 0.65 (I) | 1 | |
| MSX LMC 974, lmc176.2_54243 | 85.242417 | -69.886833 | msxlmc974 | 516 | 0.95 (I) | 1 | |
| IRAS 05416-6906 | 85.336375 | -69.078805 | iras05416 | 887 | 0.92 (W2) | 5 | |
| MSX LMC 1795 | 85.591250 | -69.049750 | msxlmc1795 | 154 | 0.63 (I) | 1 | R CrB |
| [KDM2001] 5841 | 85.870000 | -69.712167 | kdm5841 | 207 | 0.04 (I) | 1 | |
| MSX LMC 1384, OGLE J054336.19-701035.2 | 85.900083 | -70.176417 | msxlmc1384 | 554 | 0.99 (I) | 1 | |
| MSX LMC 1383, IRAS 05446-6945 | 86.056992 | -69.738434 | msxlmc1383 | 490 | 0.88 (K) | 2 | |
| SSTM1SAGE1 J054437.86-673657.9 | 86.157792 | -67.616000 | sagemcj054437 | 367 | 0.79 (R) | 7 | |
| sagemcj054546 | 86.443077 | -67.544258 | sagemcj054546 | 511 | 0.06 (R) | 7 | |
| [KDM2001] 6247 | 86.988875 | -68.249167 | kdm6247 | 446 | 0.02 (R) | 7 | |
| NGC 2121 LE6 | 87.070042 | -71.477583 | ngc2121le6 | 388 | 0.52 (I) | 1 | |
| IRAS 05495-7034 | 87.250000 | -70.556278 | iras05495 | | | | |
| MSX LMC 1492, lmc187.3_25 | 87.287000 | -71.535250 | msxlmc1492 | 567 | 0.61 (I) | 1 | |
| IRAS 05506-7053, MSX LMC 1453 | 87.485500 | -70.886583 | iras05506 | 1026 | 0.67 (K) | 2 | |
| MSX LMC 1488, IRAS 05508-7146 | 87.528167 | -71.767389 | msxlmc1488 | 608 | 0.62 (K) | 2 | |
| IRAS 05509-6956, MSX LMC 1469 | 87.608770 | -69.934250 | ERO0550261 | 1052 | 0.69 (W2) | 5 | |
| [KDM2001] 6486 | 87.652750 | -68.481167 | kdm6486 | 642 | 0.05 (I) | 1 | |
| 2MASS J05504991-7123356, MSX LMC 1487 | 87.707958 | -71.393222 | iras05515 | 668 | 0.61 (K) | 2 | |
| [PMP2006b] 337 | 88.212750 | -69.477667 | pmp337 | 153 | 0.07 (I) | 1 | |
| IRAS 05568-6753, MSX LMC 1592 | 89.161500 | -67.892889 | iras05568 | 1209 | 1.03 (W2) | 5 | |
| MSX LMC 1652, IRAS 06025-6712 | 90.629375 | -67.213028 | msxlmc1652 | 957 | 0.70 (W2) | 5 | |
| IRAS 06028-6722, MSX LMC 1651 | 90.687917 | -67.378667 | iras06028 | 849 | 0.70 (W2) | 5 | |
| 2MASS J06101067-7046033, MSX LMC 1638 | 92.544458 | -70.767583 | iras06108 | 516 | 0.44 (W2) | 5 | |
| Sculptor MAG 29 | 14.973667 | -33.641889 | SclMAG29 | 554 | 0.45 (K) | 11 | |
| Sculptor ALW 3 | 14.995583 | -33.476444 | SclALW3 | 189 | 0.21 (K) | 11 | |
| Fornax BW 2 | 39.525791 | -34.522056 | ForBW2 | 235 | 0.21 (V) | 12 | |
| Fornax BTH 13-23 | 39.710646 | -34.675565 | ForBTH13-23 | 350 | 0.51 (K) | 13 | |
| Fornax BTH 12-4 | 39.801370 | -34.545800 | ForBTH12-4 | 470 | 0.48 (K) | 13 | |
| Fornax BTH 3-129 | 39.923333 | -34.599083 | ForBTH3-129 | 400 | 0.58 (K) | 13 | |
| Fornax DK 18 | 39.975875 | -34.643583 | ForDK18 | 174 | 0.41 (V) | 12 | |
| Fornax DK 52 | 40.027750 | -34.389500 | ForDK52 | 341 | 0.36 (V) | 12 | |
| Fornax DI 2 | 40.039458 | -34.107139 | ForDI2 | | | | |
| Fornax DI 20 | 40.042500 | -34.556083 | ForDI20 | 320 | 0.13 (K) | 13 | |
| Fornax BW 69 | 40.074125 | -34.459944 | ForBW69 | 276 | 0.40 (V) | 12 | |
| Fornax BW 75 | 40.130150 | -34.478949 | ForBW75 | 276 | 0.40 (V) | 12 | |
| Fornax BW 83 | 40.264833 | -34.801500 | ForBW83 | 278 | 0.38 (V) | 12 | |
| Carina ALW 2 | 100.306375 | -50.906944 | CarALW2 | 182 | 0.09 (V) | 12 | |
| Carina ALW 6 | 100.422708 | -50.968916 | CarALW6 | 284 | 0.33 (V) | 12 | |
| Carina ALW 10 | 100.543125 | -50.940000 | CarALW10 | 194 | 0.19 (V) | 12 | |
| Leo I MFT C | 152.092712 | +12.299208 | LeoIMFTC | 523 | 0.52 (K) | 14 | |
| Leo I MFT A | 152.122000 | +12.314342 | LeoIMFTA | 336 | 0.40 (K) | 14 | |
| Leo I MFT E | 152.251500 | +12.316709 | LeoIMFTE | 283 | 0.58 (K) | 14 | |

Notes. ^(a) 1= OGLE, 2= Groenewegen et al. (2017), VMC K-band data combined with literature data, 3= Kamath et al. (2010); Amplitude estimated from their figures, 4= Whitelock et al. (2003), 5= ALLWISE + NEOWISE + SAGE + SAGE-VAR, 6= MACHO, 7= EROS, 9= redetermined combining Whitelock et al. (2003) and Wood (1998), 10= Wood, Bessell & Paltoglou (1985), 11= Menzies et al. (2011); Semi amplitude read-off their figures, 12= Catalina Sky Survey (Drake et al. 2014), 13= Whitelock et al. (2009), 14= Menzies et al (2010); Semi amplitude read-off their figures.

Table A.2. M star sample.

| Names | R.A. | Declination | Identifier | Period | Amp (F) | Ref. ^a | Remarks |
|--|-----------|-------------|----------------|--------|----------|-------------------|---------|
| WOH G 17, MSX LMC 1150 | 69.848708 | -73.184111 | wohg17 | 127 | 0.13 (V) | 12 | FG |
| MSX LMC 1212 | 73.384667 | -69.021500 | msxlmc1212 | | | | FG |
| RS Men, IRAS 05169-7350, MSX LMC 412 | 78.921917 | -73.787139 | rsmen | 304 | 0.53 (K) | 16 | FG |
| [W60] D29, MSX LMC 819 | 82.997208 | -66.644056 | w60d29 | | | | FG |
| HD 269788, MSX LMC 778 | 83.723625 | -68.777639 | hd269788 | | | | FG |
| MSX LMC 946 | 84.584292 | -69.625639 | msxlmc946 | 112 | 0.14 (I) | 15 | FG |
| HD 269924 | 84.705500 | -69.451778 | hd269924 | | | | FG |
| MSX LMC 1677, IRAS 06013-6505 | 90.365833 | -65.089750 | msxlmc1677 | 345 | 2.39 (V) | 15 | FG |
| HD 271832, MSX LMC 1687, IRAS 06045-6722 | 91.106208 | -67.388444 | hd271832 | 541 | 0.09 (V) | 15 | FG |
| MSX LMC 1686, VV Dor, HV 12249 | 91.699125 | -66.803472 | msxlmc1686 | 349 | 3.01 (V) | 15 | FG |
| MSX SMC 067, HV 11262 | 11.903667 | -73.078917 | msxsmc067 | | | | SG |
| [M2002] SMC 10889 | 12.112583 | -73.203417 | smc010889 | | | | SG |
| [M2002] SMC 11709 | 12.193000 | -73.472417 | smc011709 | | | | SG |
| PMMR24, MACHO 212.15903.1 | 12.215904 | -73.377739 | pmmr24 | 430 | 0.15 (V) | 15 | SG |
| MSX SMC 096 | 12.526667 | -73.469750 | msxsmc096 | | | | SG |
| MSX SMC 109 | 12.873625 | -73.178944 | msxsmc109 | | | | SG |
| MSX SMC 168, HV 1652 | 13.861458 | -72.598931 | msxsmc168 | | | | SG |
| 2MASS J00561387-7227324 | 14.057833 | -72.459028 | s3mc203963 | | | | SG |
| 2MASS J00561455-7227425 | 14.060625 | -72.461806 | s3mc204111 | | | | SG |
| NGC 330 ARP 17 | 14.079250 | -72.468972 | s3mc205104 | | | | SG |
| [M2002] SMC 46662 | 14.895872 | -72.068463 | smc046662 | 394 | 0.12 (V) | 15 | SG |
| [M2002] SMC 52334 | 15.475667 | -71.871889 | smc052334 | | | | SG |
| PMMR 132 | 15.516875 | -72.436389 | pmmr132 | | | | SG |
| [M2002] SMC 55188 | 15.760263 | -72.031403 | smc055188 | 544 | 0.32 (I) | 1 | SG |
| PMMR 141 | 15.767833 | -72.570305 | pmmr141 | | | | SG |
| [M2002] SMC 55681 | 15.804138 | -72.157312 | smc55681 | | | | SG |
| PMMR 145 | 15.814084 | -72.670111 | pmmr145 | | | | SG |
| HV 11464 | 16.039543 | -72.837717 | hv11464 | | | | SG |
| [M2002] SMC 60447 | 16.221182 | -72.796967 | masseysmc60447 | | | | SG |
| HV 2084 | 17.409256 | -73.333940 | msxsmc149 | 737 | 0.48 (V) | 15 | SG |
| [M2002] SMC 83593 | 22.641504 | -73.311579 | smc083593 | 506 | 0.47 (V) | 15 | SG |
| 2MASS J04471864-6942205 | 71.827708 | -69.705722 | sagemcj044718 | | | | SG |
| HV 2236, MSX LMC 1132 | 72.343583 | -69.409556 | hv2236 | 301 | 0.18 (V) | 18 | SG |
| HV 11423 | 15.229798 | -71.631369 | hv11423 | 668 | 0.34 (V) | 15 | SG |
| GV 60, WOH S 60, iras 04537-6922 | 73.378667 | -69.297139 | gv60 | 535 | 0.21 (V) | 15 | SG |
| MSX LMC 1189, IRAS 04553-6933 | 73.762792 | -69.486861 | msxlmc1189 | 512 | 0.23 (I) | 15 | SG |
| WOH G 64, MSX LMC 1182, IRAS 04553-6825 | 73.793667 | -68.341611 | wohg64 | 941 | 0.45 (I) | 1 | SG |
| MSX LMC 1204 | 73.816833 | -69.320000 | msxlmc1204 | 663 | 0.32 (V) | 15 | SG |
| MSX LMC 1330 | 73.840208 | -69.787972 | msxlmc1330 | 646 | 0.30 (V) | 15 | SG |
| MSX LMC 1318, MACHO 17.2473.8 | 73.889750 | -69.416472 | msxlmc1318 | 561 | 0.12 (I) | 1 | SG |
| HV 2255, MSX LMC 1328 | 74.430458 | -70.147306 | hv2255 | 912 | 0.17 (K) | 19 | SG |
| MSX LMC 1271, HD 268850 | 75.589458 | -66.110639 | msxlmc1271 | | | | SG |
| HV 888, MSX LMC 43, IRAS 05042-6720 | 76.058875 | -67.270639 | hv888 | 1005 | 0.57 (V) | 15 | SG |
| MSX LMC 141, HV 894 | 76.389583 | -70.563028 | msxlmc141 | 673 | 0.33 (V) | 15 | SG |
| HV 916, MSX LMC 264, IRAS 05148-6730 | 78.707167 | -67.455472 | hv916 | 781 | 0.12 (K) | 4 | SG |
| [M2002] LMC 116895, HV 5760 | 79.972065 | -69.459315 | lmc116895 | | | | SG |
| [M2002] LMC 119219 | 80.098395 | -69.557450 | lmc119219 | 895 | 0.41 (V) | 15 | SG |
| WOH S 264, IRAS 05247-6941 MSX LMC 461 | 81.080458 | -69.647000 | wohs264 | 1006 | 0.14 (B) | 6 | SG |
| [M2002] LMC 134383, HV 957 | 81.436891 | -69.080244 | lmc134383 | 457 | 0.24 (V) | 15 | SG |
| NGC 1948 WBT 2215, [W60] D4 | 81.504500 | -66.271972 | ngc1948wbt2215 | 223 | 0.34 (V) | 18 | SG |
| MSX LMC 549 | 81.547292 | -66.203083 | msxlmc549 | 633 | 0.38 (B) | 6 | SG |
| MSX LMC 575 | 81.592417 | -66.357917 | msxlmc575 | 816 | 0.06 (V) | 15 | SG |
| MSX LMC 589, [W60] A2 | 81.644958 | -68.861111 | msxlmc589 | | | | SG |
| HV 963, MSX LMC 567 | 81.893083 | -66.891667 | hv963 | 570 | 0.68 (V) | 15 | SG |
| HV 2551 | 81.910834 | -69.478917 | hv2551 | 348 | 0.13 (V) | 15 | SG |
| HV 2561, MSX LMC 593 | 82.120250 | -68.118833 | hv2561 | 710 | 0.31 (V) | 15 | SG |
| HV 5870, MSX LMC 609 | 82.264500 | -69.112806 | hv5870 | 691 | 0.09 (K) | 2 | SG |
| [W60] A27, MSX LMC 597 | 82.425875 | -68.954806 | w60a27 | 775 | 0.26 (V) | 15 | SG |
| HV 5879 MACHO 82.8044.1115 | 82.478125 | -69.071028 | hv5879 | 313 | 0.09 (V) | 15 | SG |
| SP77 46-50 | 82.519125 | -68.791361 | sp77_46-50 | | | | SG |
| MSX LMC 810 | 82.586125 | -66.883833 | msxlmc810 | | | | SG |

Table A.2. M star sample: continued.

| Names | R.A. | Declination | Identifier | Period | Amp (F) | Ref. ^a | Remarks |
|---|-----------|-------------|-----------------|--------|-------------------|-------------------|---------|
| MSX LMC 587, HV 12998 IRAS 05313-6920 | 82.767417 | -69.317500 | msxlmc587 | 725 | 0.34 (<i>I</i>) | 15 | SG |
| [W60] D22, MSX LMC 818 | 82.794333 | -66.592111 | w60d22 | 598 | 0.20 (<i>V</i>) | 15 | SG |
| MSX LMC 839 | 82.903375 | -66.502111 | msxlmc839 | 747 | 0.42 (<i>V</i>) | 15 | SG |
| 2MASS J05321865-6731459 | 83.077708 | -67.529417 | sagemcj053218 | 579 | 0.23 (<i>V</i>) | 18 | SG |
| 2MASS J05321933-6731205 | 83.080542 | -67.522389 | ngc2011sageirs1 | | | | SG |
| HV 996, IRAS 05327-6757, TRM 5 | 83.148375 | -67.919139 | hv996 | 743 | 0.06 (<i>K</i>) | 19 | SG |
| MSX LMC 815, HV 1001 | 83.808708 | -67.732167 | msxlmc815 | 643 | 0.55 (<i>V</i>) | 15 | SG |
| HV 2700, TRM 62, MSX LMC 878 | 83.828792 | -67.038778 | hv2700 | 211 | 0.11 (<i>K</i>) | 19 | SG |
| MSX LMC 791, MACHO 82.8891.8 | 83.852167 | -69.067611 | msxlmc791 | 444 | 0.22 (<i>B</i>) | 6 | SG |
| MSX LMC 870, IRAS 05354-6657, TRM 68 | 83.868000 | -66.934000 | msxlmc870 | 737 | 0.12 (<i>V</i>) | 15 | SG |
| MSX LMC 891 | 83.980083 | -69.166500 | msxlmc891 | 475 | 0.02 (<i>V</i>) | 15 | SG |
| MH 6, MSX LMC 899, Z Dor, HV 2740 | 84.566708 | -69.169778 | mh6 | | | | SG |
| [W60] A72, MSX LMC 886, IRAS 05389-6922 | 84.641542 | -69.342139 | w60a72 | | | | SG |
| [W60] A78, MSX LMC 961 | 84.884708 | -69.580556 | w60a78 | 789 | 0.25 (<i>V</i>) | 15 | SG |
| [W60] A81, MSX LMC 901 | 85.101833 | -69.354694 | w60a81 | | | | SG |
| MSX LMC 897, HV 5993 | 85.182292 | -69.366139 | msxlmc897 | 302 | 0.08 (<i>I</i>) | 15 | SG |
| MSX LMC 939 | 85.202083 | -69.560000 | msxlmc939 | 612 | 0.06 (<i>V</i>) | 15 | SG |
| [M2002] LMC 175464 | 85.230431 | -69.390368 | lmc175464 | 538 | 0.26 (<i>V</i>) | 15 | SG |
| HV 1017 | 85.246625 | -69.310028 | hv1017 | 898 | 0.33 (<i>V</i>) | 15 | SG |
| [M2002] LMC 175746 | 85.278677 | -69.287433 | lmc175746 | 582 | 0.24 (<i>V</i>) | 15 | SG |
| HV 2778, MSX LMC 943 | 85.294417 | -69.634444 | hv2778 | 651 | 0.23 (<i>V</i>) | 15 | SG |
| W61 6-24 | 85.489250 | -69.205056 | w61_6-24 | 694 | 0.29 (<i>V</i>) | 18 | SG |
| [M2002] LMC 177150 | 85.502990 | -69.193603 | lmc177150 | | | | SG |
| NGC 2100 ROB B4 | 85.516250 | -69.218722 | ngc2100robb4 | | | | SG |
| 2MASS J05420616-6913077 | 85.528167 | -69.208667 | 2massj054206 | | | | SG |
| W61 6-57 | 85.541500 | -69.224667 | w61_6-57 | | | | SG |
| [M2002] LMC 177997, HV 2798 | 85.647833 | -69.146750 | lmc177997 | 470 | 0.20 (<i>V</i>) | 15 | SG |
| HV 2834, MSX LMC 1429 | 86.057208 | -66.279028 | hv2834 | 766 | 0.31 (<i>V</i>) | 18 | SG |
| HV 11223 | 8.006697 | -73.376326 | hv11223 | 386 | 0.12 (<i>I</i>) | 1 | MA |
| HV 1366 | 10.707712 | -72.919808 | hv1366 | 305 | 0.86 (<i>I</i>) | 1 | MA |
| MSX SMC 024, HV 1375, smc128.3_15 | 10.717625 | -73.847694 | msxsmc024 | 402 | 0.14 (<i>I</i>) | 1 | MA |
| 2MASS J00444973-7313581 | 11.185928 | -73.235450 | j004444 | | | | MA |
| MSX SMC 018, OGLE 004631.61-732846.0 | 11.631625 | -73.479556 | msxsmc018 | 925 | 1.39 (<i>I</i>) | 1 | MA |
| BFM 1, MACHO 208.15800.6 | 11.830167 | -72.667889 | bfm1 | 403 | 1.03 (<i>I</i>) | 1 | MA |
| OGLE J005007.19-733124.7, IRAS 00483-7347 | 12.529958 | -73.523639 | msxsmc055 | 1810 | 0.81 (<i>I</i>) | 1 | MA |
| MSX SMC 134 | 12.684917 | -72.627471 | msxsmc134 | 249 | 0.04 (<i>I</i>) | 1 | MA |
| HV 11303 | 13.036834 | -71.606648 | hv11303 | 582 | 0.25 (<i>K</i>) | 19 | MA |
| BMB-B 75, OGLE J005212.93-730852.6 | 13.053917 | -73.148087 | bmbb75 | 779 | 1.20 (<i>I</i>) | 1 | MA |
| HV 11329 | 13.414125 | -72.877556 | hv11329 | 385 | 0.12 (<i>I</i>) | 1 | MA |
| HV 12122, smc108.6_10328 | 13.825174 | -72.092190 | msxsmc000 | 544 | 1.43 (<i>I</i>) | 1 | MA |
| HV 838, MACHO 211.16305.4 | 13.909208 | -73.194722 | hv838 | 643 | 1.09 (<i>I</i>) | 1 | MA |
| HV 11366, MACHO 207.16433.1 | 14.228215 | -72.235683 | hv11366 | 179 | 0.07 (<i>I</i>) | 1 | MA |
| HV 12149 | 14.709027 | -72.309858 | hv12149 | 774 | 1.27 (<i>I</i>) | 1 | MA |
| MSX SMC 181, HV 11417 | 15.200708 | -72.850556 | msxsmc181 | 1096 | 1.70 (<i>I</i>) | 1 | MA |
| HV 1963 | 16.110906 | -72.577842 | hv1963 | 355 | 0.08 (<i>K</i>) | 17 | MA |
| IRAS F01066-7332 | 17.043033 | -73.264597 | irasF01066 | 886 | 1.33 (<i>I</i>) | 1 | MA |
| HV 12956 | 17.259375 | -71.402833 | hv12956 | 522 | 1.34 (<i>I</i>) | 1 | MA |
| OGLE LMC-LPV-749 | 69.338167 | -70.579083 | ngc1651sageirs1 | 247 | 0.04 (<i>I</i>) | 1 | MA |
| IRAS 04407-7000, MSX LMC 1072 | 70.118667 | -69.920417 | iras04407 | 1148 | 1.84 (<i>I</i>) | 1 | MA |
| IRAS 04498-6842, MSX LMC 1117 | 72.422792 | -68.630944 | iras04498 | 1256 | 1.72 (<i>I</i>) | 1 | MA |
| IRAS 04509-6922, MSX LMC 1192 | 72.668583 | -69.292194 | iras04509 | 1271 | 1.56 (<i>I</i>) | 1 | MA |
| 2MASS J04512858-6955500 | 72.869285 | -69.930561 | sagemcj045128 | 899 | 0.71 (<i>I</i>) | 1 | MA |
| IRAS 04516-6902, MSX LMC 1190 | 72.870792 | -68.963889 | iras04516 | 1095 | 1.45 (<i>I</i>) | 1 | MA |
| 2MASS J04530941-6817109 | 73.289208 | -68.286361 | sagemcj045309 | 921 | 0.10 (<i>I</i>) | 1 | MA |
| IRAS 04545-7000, MSX LMC 1171 | 73.541875 | -69.932833 | iras04545 | 1254 | 0.85 (<i>K</i>) | 9 | MA |
| 2MASS J04562323-6927489 | 74.096833 | -69.463583 | sagemcj045623 | | | | MA |
| IRAS 05003-6712, MSX LMC 1280 | 75.079125 | -67.132778 | iras05003 | 914 | 1.47 (<i>I</i>) | 1 | MA |
| MSX LMC 61, MACHO 25.3951.67 | 76.120542 | -67.689972 | msxlmc61 | 575 | 1.41 (<i>I</i>) | 1 | MA |
| HV 2310, SHV 0506368-681557 | 76.615287 | -68.201028 | hv2310 | 589 | 1.05 (<i>I</i>) | 1 | MA |
| 2MASS J05075937-6839257 | 76.997375 | -68.657167 | sagemcj050759 | 377 | 0.03 (<i>I</i>) | 1 | MA |
| BMB-BW 180 | 77.360833 | -69.115666 | bmbbw180 | 68 | 0.02 (<i>I</i>) | 1 | MA |

Table A.2. M star sample: continued.

| Names | R.A. | Declination | Identifier | Period | Amp (F) | Ref. ^a | Remarks |
|---------------------------------------|-----------|-------------|----------------|--------|----------|-------------------|---------|
| 2MASS J05105908-6856137 | 77.746208 | -68.937139 | sagemcj051059 | 294 | 0.07 (I) | 1 | MA |
| 2MASS J05121357-6839228 | 78.056542 | -68.656333 | sagemcj051213 | 413 | 0.05 (I) | 1 | MA |
| IRAS 05128-6455, MSX LMC 283 | 78.269042 | -64.861194 | iras05128 | 710 | 0.54 (K) | 19 | MA |
| 2MASS J05133993-6638526 | 78.416375 | -66.647944 | sagemcj051339 | 756 | 0.11 (I) | 1 | MA |
| NGC 1866 ROB B136, MACHO 59.5436.11 | 78.422542 | -65.474500 | ngc1866robb136 | 122 | 0.07 (R) | 7 | MA |
| 2MASS J05141234-6850579 | 78.551458 | -68.849444 | sagemcj051412 | 771 | 0.16 (I) | 1 | MA |
| 2MASS J05152646-6751268 | 78.860250 | -67.857472 | sagemcj051526 | 195 | 0.05 (I) | 1 | MA |
| 2MASS J05161243-7049302 | 79.051833 | -70.825055 | sagemcj051612 | 775 | 0.10 (I) | 1 | MA |
| 2MASS J04512899-6857500, MSX LMC 1190 | 79.446667 | -68.311833 | sagemcj051747 | 1826 | 0.12 (I) | 1 | MA |
| HV 5715, MACHO 49.6132.10 | 79.546167 | -67.446861 | hv5715 | 438 | 0.31 (R) | 6 | MA |
| 2MASS J05201425-7029309 | 80.059375 | -70.491944 | sagemcj052014 | 679 | 0.09 (I) | 1 | MA |
| 2MASS J05205184-6934076 | 80.216042 | -69.568777 | sagemcj052051 | 775 | 0.16 (I) | 1 | MA |
| 2MASS J05210166-6914174 | 80.256917 | -69.238167 | sagemcj052101 | 216 | 0.06 (I) | 1 | MA |
| SSTISAGE1C J052206.92-715017.6 | 80.528875 | -71.838278 | sagemcj052206 | 398 | 0.03 (I) | 1 | MA |
| SHV 0523185-693932 | 80.729042 | -69.614416 | shv0523185 | 208 | 0.48 (I) | 1 | MA |
| HV 12793, MSX LMC 529, TRM 108 | 80.931708 | -65.699889 | hv12793 | 641 | 0.07 (K) | 19 | MA |
| IRAS 05246-7137, MSX LMC 423 | 80.974708 | -71.578861 | iras05246 | | | | MA |
| HV 5810, TX Dor | 81.029263 | -69.393523 | hv5810 | 369 | 0.79 (I) | 1 | MA |
| OGLE J052620.01-694137.5 | 81.583834 | -69.650639 | ogle052620 | 816 | 0.21 (I) | 1 | MA |
| WBP 77, SHV 0528300-693445 | 82.027980 | -69.541080 | wbp77 | 212 | 0.37 (I) | 1 | MA |
| HV 2572, MSX LMC 1781, SHV 0528586-69 | 82.152917 | -69.334444 | hv2572 | 615 | 0.93 (I) | 1 | MA |
| MSX LMC 642, IRAS 05294-7104 | 82.200708 | -71.041361 | msxlmc642 | 1133 | 1.71 (I) | 1 | MA |
| HV 2575, MACHO 4.7943.9, GRV0529-6747 | 82.249917 | -67.750361 | hv2575 | 383 | 0.67 (R) | 7 | MA |
| HV 2578, SHV 0529291-695022 | 82.263162 | -69.801919 | hv2578 | 643 | 0.84 (I) | 1 | MA |
| IRAS 05298-6957, MSX LMC 653 | 82.352600 | -69.920468 | iras05298 | 1265 | 0.98 (K) | 19 | MA |
| SHV 0530472-690607 | 82.614708 | -69.066194 | shv0530472 | 214 | 0.71 (I) | 1 | MA |
| 2MASS J05312844-7010271 | 82.868542 | -70.174222 | sagemcj053128 | 389 | 0.27 (I) | 1 | MA |
| 2MASS J05320670-7010248 | 83.027917 | -70.173556 | sagemcj053206 | 128 | 0.04 (I) | 1 | MA |
| MSX LMC 807, TRM 58 | 83.154833 | -67.115667 | msxlmc807 | 1069 | 0.70 (K) | 2 | MA |
| IRAS 05329-6708, MSX LMC 811, TRM 60 | 83.213875 | -67.114444 | iras05329 | 1303 | 0.80 (K) | 9 | MA |
| HV 12620, SHV 0533355-704322 | 83.249607 | -70.689886 | hv12620 | 324 | 0.72 (I) | 1 | MA |
| 2MASS J05334325-7059209 | 83.430208 | -70.989166 | sagemcj053343b | 161 | 0.02 (I) | 1 | MA |
| 2MASS J05334396-7059017 | 83.433208 | -70.983833 | sagemcj053343a | 148 | 0.17 (I) | 1 | MA |
| 2MASS J05354806-7031464 | 83.950250 | -70.529583 | sagemcj053548 | 973 | 0.12 (I) | 1 | MA |
| OGLE LMC-LPV-74445 | 84.231667 | -68.190167 | sagemcj053655 | 761 | 0.20 (I) | 1 | MA |
| IRAS 05402-6956, MSX LMC 936 | 84.937000 | -69.921667 | iras05402 | 1362 | 1.70 (I) | 1 | MA |
| WOH G 449 | 84.939208 | -66.969278 | wohg449 | 124 | 0.14 (R) | 7 | MA |
| MSX LMC 947 | 85.258167 | -70.719694 | msxlmc947 | 689 | 1.39 (I) | 1 | MA |
| 2MASS J05411457-7132359 | 85.310750 | -71.543305 | sagemcj054114 | 193 | 0.05 (R) | 7 | MA |
| WOH G 494, MACHO 76.10090.12 | 85.627250 | -69.815944 | wohg494 | 170 | 0.06 (I) | 1 | MA |
| 2MASS J05425437-7008075 | 85.726542 | -70.135417 | sagemcj054254 | 267 | 0.10 (I) | 1 | MA |
| 2MASS J05431413-7038351 | 85.808875 | -70.643083 | sagemcj054314 | 162 | 0.05 (I) | 1 | MA |
| OGLE LMC-LPV-82411 | 86.025125 | -68.631555 | sagemcj054406 | 444 | 0.23 (I) | 1 | MA |
| 2MASS J05444011-6911491 | 86.167167 | -69.196972 | sagemcj054440 | 316 | 0.03 (I) | 1 | MA |
| HV 12667, SHV 0549503-704331 | 87.305625 | -70.711278 | hv12667 | 673 | 1.26 (R) | 7 | MA |
| HV 12070 | 88.116031 | -69.236126 | hv12070 | 610 | 1.75 (R) | 6 | MA |
| 2MASS J05534915-7105269 | 88.454792 | -71.090833 | iras05545 | 312 | 0.02 (I) | 1 | MA |
| IRAS 05558-7000, MSX LMC 1524 | 88.837625 | -70.000833 | iras05558 | 1175 | 1.79 (I) | 1 | MA |
| 2MASS J06005362-6800389 | 90.223417 | -68.010833 | sagemcj060053 | 105 | 0.11 (R) | 6 | MA |

Notes. ^(a) 1= OGLE, 2= Groenewegen et al. (2017), VMC K-band data combined with literature data, 3= Kamath et al. (2010); Amplitude estimated from their figures, 4= Whitelock et al. (2003), 5= ALLWISE + NEOWISE + SAGE + SAGE-VAR, 6= MACHO, 7= EROS, 9= period redetermined combining Whitelock et al. (2003) and Wood (1998), 10= Wood, Bessell & Paltoglou (1985), 11= Menzies et al. (2011); Semi amplitude read-off their figures, 12= Catalina Sky Survey (Drake et al. 2014), 13= Whitelock et al. (2009), 14= Menzies et al (2010); Semi amplitude read-off their figures, 15= ASAS-3 (Pojmanski 2002), 16= Whitelock et al. (1994), 17= period redetermined by combining Catchpole & Feast (1981), and WBF, 18= OMC (Mas-Hesse et al. 2003), 19= various literature K-band data.

Table B.1. Fit results of the C star sample.

| Identifier | $T_{\text{eff}} / \log g / (\text{C/O})$ (K/-/-) | grain size/type | L (L_{\odot}) | $\tau_{0.5}$ | \dot{M} ($M_{\odot} \text{ yr}^{-1}$) | f | T_c (K) | f | p | f | R_{out} ($\cdot 10^3$) | χ^2 |
|---------------|---|-----------------------------|------------------------|--------------|--|-----|--------------|-----|------|-----|--------------------------------------|----------|
| gm780 | 3100/+000/0140 | a0.15 zubko100 Pitm10 Hofm0 | 20019 | 1.849e+00 | 1.09e-07 | 1 | 1200 | 0 | 2.00 | 0 | 17 | 153 |
| msxsmc029 | 3600/+000/0140 | a0.10 zubko100 Pitm0 Hofm0 | 4984 | 1.950e+01 | 1.26e-06 | 1 | 676 | 1 | 1.53 | 1 | 4 | 53 |
| msxsmc091 | 2600/+000/0140 | a0.15 zubko100 Pitm5 Hofm0 | 6975 | 3.345e+00 | 1.16e-07 | 1 | 1200 | 0 | 2.00 | 0 | 8 | 350 |
| iras00350 | 4000/+000/0140 | a0.15 zubko100 Pitm0 Hofm10 | 56665 | 2.585e+00 | 1.84e-07 | 1 | 1037 | 1 | 1.41 | 1 | 9.9 | 83 |
| msxsmc062 | 2600/+000/0140 | a0.15 zubko100 Pitm5 Hofm0 | 16243 | 5.523e+00 | 4.90e-07 | 1 | 997 | 1 | 2.00 | 0 | 8 | 1149 |
| msxsmc054 | 2600/+000/0140 | a0.15 zubko100 Pitm10 Hofm0 | 6632 | 1.071e+01 | 8.10e-07 | 1 | 1016 | 1 | 2.24 | 1 | 8 | 551 |
| j004326 | 3100/+000/0140 | a0.15 zubko100 Pitm5 Hofm0 | 4644 | 9.571e-01 | 2.50e-08 | 1 | 1200 | 0 | 2.00 | 0 | 10 | 228 |
| msxsmc044 | 3000/+000/0140 | a0.15 zubko100 Pitm5 Hofm0 | 16310 | 3.220e+00 | 1.76e-07 | 1 | 1200 | 0 | 2.00 | 0 | 0.037 | 1945 |
| j004452 | 2600/+000/0140 | a0.15 zubko100 Pitm0 Hofm0 | 9195 | 2.697e+00 | 3.21e-07 | 1 | 590 | 1 | 1.52 | 1 | 10 | 43 |
| msxsmc105 | 2600/+000/0140 | a0.15 zubko100 Pitm5 Hofm0 | 7900 | 6.711e+00 | 5.94e-07 | 1 | 871 | 1 | 2.00 | 0 | 8 | 181 |
| msxsmc036 | 2600/+000/0140 | a0.15 zubko100 Pitm5 Hofm0 | 4634 | 7.851e+00 | 4.94e-07 | 1 | 902 | 1 | 2.00 | 0 | 8 | 707 |
| msxsmc014 | 3000/+000/0140 | a0.15 zubko100 Pitm0 Hofm0 | 9922 | 3.608e+01 | 2.22e-06 | 1 | 1200 | 0 | 2.13 | 1 | 8 | 435 |
| msxsmc060 | 2600/+000/0140 | a0.15 zubko100 Pitm5 Hofm0 | 16513 | 9.044e+00 | 3.11e-07 | 1 | 1200 | 0 | 1.60 | 1 | 8 | 249 |
| msxsmc200 | 3400/+000/0140 | a0.15 zubko100 Pitm0 Hofm0 | 6763 | 6.000e+00 | 2.70e-07 | 1 | 1200 | 0 | 2.21 | 1 | 8 | 394 |
| msxsmc033 | 2600/+000/0140 | a0.15 zubko100 Pitm5 Hofm0 | 18992 | 7.168e+00 | 6.32e-07 | 1 | 1200 | 0 | 2.38 | 1 | 0.037 | 502 |
| j004720 | 3500/+000/0140 | a0.15 zubko100 Pitm50 Hofm0 | 16541 | 2.084e-01 | 1.45e-08 | 1 | 1200 | 0 | 2.00 | 0 | 17 | 239 |
| msxsmc066 | 3400/+000/0140 | a0.15 zubko100 Pitm5 Hofm0 | 17718 | 7.222e+00 | 7.87e-07 | 1 | 1200 | 0 | 2.66 | 1 | 8 | 672 |
| irasf00471 | 3100/+000/0140 | a0.15 zubko100 Pitm5 Hofm0 | 30455 | 8.648e+00 | 6.26e-07 | 1 | 1200 | 0 | 1.91 | 1 | 8 | 411 |
| cv78 | 4000/+000/0140 | a0.15 zubko100 Pitm5 Hofm0 | 10007 | 8.958e-01 | 4.00e-08 | 1 | 1200 | 0 | 2.00 | 0 | 22 | 20102 |
| raw594 | 3300/+000/0140 | a0.15 zubko100 Pitm5 Hofm0 | 4257 | 6.472e-01 | 1.63e-08 | 1 | 1200 | 0 | 2.00 | 0 | 10 | 208 |
| msxsmc163 | 2600/+000/0140 | a0.15 zubko100 Pitm10 Hofm0 | 11881 | 6.543e+00 | 4.27e-07 | 1 | 1083 | 1 | 2.00 | 0 | 8 | 132 |
| msxsmc142 | 3300/+000/0140 | a0.15 zubko100 Pitm5 Hofm0 | 4552 | 2.830e+00 | 7.95e-08 | 1 | 1238 | 1 | 2.00 | 0 | 0.018 | 261 |
| msxsmc125 | 3200/+000/0140 | a0.15 zubko100 Pitm5 Hofm0 | 14932 | 3.130e+00 | 1.61e-07 | 1 | 1200 | 0 | 2.00 | 0 | 5 | 593 |
| msxsmc162 | 3200/+000/0140 | a0.15 zubko100 Pitm5 Hofm0 | 13166 | 2.417e+00 | 1.14e-07 | 1 | 1200 | 0 | 2.00 | 0 | 4 | 1901 |
| msxsmc202 | 3100/+000/0140 | a0.15 zubko100 Pitm0 Hofm0 | 14328 | 1.968e+00 | 9.08e-08 | 1 | 1200 | 0 | 2.00 | 0 | 0.25 | 592 |
| msxsmc159 | 2600/+000/0140 | a0.15 zubko100 Pitm5 Hofm0 | 6512 | 1.085e+01 | 3.06e-07 | 1 | 1200 | 0 | 1.76 | 1 | 8 | 358 |
| legc105 | 3100/+000/0140 | a0.15 zubko100 Pitm0 Hofm0 | 7739 | 2.564e+00 | 8.84e-08 | 1 | 1200 | 0 | 2.00 | 0 | 14 | 717 |
| iso00548 | 3400/+000/0140 | a0.15 zubko100 Pitm5 Hofm0 | 11573 | 5.091e+00 | 3.53e-07 | 1 | 1200 | 0 | 2.37 | 1 | 12 | 237 |
| iso00549 | 3400/+000/0140 | a0.15 zubko100 Pitm5 Hofm0 | 9226 | 7.886e+00 | 4.49e-07 | 1 | 1105 | 1 | 2.00 | 0 | 8 | 728 |
| raw960 | 3100/+000/0140 | a0.15 zubko100 Pitm5 Hofm0 | 6587 | 8.716e-01 | 2.70e-08 | 1 | 1200 | 0 | 2.00 | 0 | 26 | 368 |
| msxsmc209 | 2900/+000/0140 | a0.15 zubko100 Pitm5 Hofm0 | 15302 | 7.203e+00 | 4.23e-07 | 1 | 1173 | 1 | 2.00 | 0 | 8 | 1380 |
| s3mc204803 | 3200/+000/0140 | a0.15 zubko100 Pitm5 Hofm0 | 7394 | 3.348e-01 | 1.08e-08 | 0 | 1200 | 0 | 2.00 | 0 | 13 | 163 |
| iras00554 | 2600/+000/0140 | a0.15 zubko100 Pitm5 Hofm0 | 23066 | 1.418e+01 | 2.56e-06 | 1 | 829 | 1 | 2.00 | 0 | 8 | 2430 |
| msxsmc198 | 3400/+000/0140 | a0.15 zubko100 Pitm5 Hofm0 | 7996 | 5.591e+00 | 2.08e-07 | 1 | 1249 | 1 | 2.00 | 0 | 8 | 638 |
| msxsmc155 | 3400/+000/0140 | a0.15 zubko100 Pitm0 Hofm0 | 8814 | 1.985e+01 | 1.09e-06 | 1 | 1200 | 0 | 2.13 | 1 | 8 | 894 |
| iso00573 | 3200/+000/0140 | a0.15 zubko100 Pitm5 Hofm0 | 6535 | 1.777e+00 | 5.78e-08 | 1 | 1200 | 0 | 2.00 | 0 | 15 | 289 |
| msxsmc093 | 2600/+000/0140 | a0.15 zubko100 Pitm5 Hofm0 | 7976 | 2.291e+00 | 8.24e-08 | 1 | 1200 | 0 | 2.00 | 0 | 23 | 340 |
| iso01019 | 3400/+000/0140 | a0.15 zubko100 Pitm5 Hofm0 | 6161 | 4.968e+00 | 2.84e-07 | 1 | 1200 | 0 | 2.54 | 1 | 12 | 245 |
| j010453 | 2900/+000/0140 | a0.15 zubko100 Pitm0 Hofm0 | 4514 | 2.951e+01 | 1.57e-06 | 1 | 997 | 1 | 2.00 | 0 | 8 | 121 |
| msxsmc232 | 3200/+000/0140 | a0.15 zubko100 Pitm5 Hofm0 | 6629 | 6.875e+00 | 2.55e-07 | 1 | 1200 | 0 | 2.00 | 0 | 8 | 498 |
| ngc419le16 | 3100/+000/0140 | a0.15 zubko100 Pitm5 Hofm0 | 5010 | 2.321e+00 | 6.66e-08 | 1 | 1200 | 0 | 2.00 | 0 | 16 | 439 |
| ngc419ir1 | 2600/+000/0140 | a0.15 zubko100 Pitm5 Hofm0 | 11990 | 6.016e+00 | 4.19e-07 | 1 | 1200 | 0 | 2.40 | 1 | 8 | 721 |
| ngc419le35 | 3100/+000/0140 | a0.15 zubko100 Pitm5 Hofm0 | 7050 | 4.350e-01 | 1.36e-08 | 0 | 1200 | 0 | 2.00 | 0 | 17 | 46 |
| ngc419mir1 | 2600/+000/0140 | a0.15 zubko100 Pitm5 Hofm10 | 8083 | 4.707e+01 | 2.32e-06 | 1 | 1200 | 0 | 1.87 | 1 | 8 | 257 |
| ngc419le27 | 3200/+000/0140 | a0.15 zubko100 Pitm5 Hofm0 | 6846 | 4.350e-01 | 1.35e-08 | 0 | 1200 | 0 | 2.00 | 0 | 17 | 70 |
| ngc419le18 | 3200/+000/0140 | a0.15 zubko100 Pitm0 Hofm0 | 5616 | 4.736e-01 | 1.34e-08 | 1 | 1200 | 0 | 2.00 | 0 | 19 | 1027 |
| iras04286 | 3400/+000/0140 | a0.15 zubko100 Pitm5 Hofm0 | 12136 | 1.327e+01 | 4.34e-07 | 1 | 1200 | 0 | 1.61 | 1 | 8 | 630 |
| iras04331 | 3300/+000/0140 | a0.15 zubko100 Pitm5 Hofm20 | 8380 | 2.180e+01 | 3.12e-06 | 1 | 826 | 1 | 2.00 | 0 | 8 | 256 |
| iras04340 | 4750/+000/xxxx | a0.15 zubko100 Pitm10 Hofm0 | 6409 | 8.110e+00 | 5.06e-07 | 1 | 1100 | 0 | 2.01 | 1 | 0.037 | 109 |
| iras04353 | 2600/+000/0140 | a0.15 zubko100 Pitm5 Hofm15 | 6902 | 1.638e+01 | 1.52e-06 | 1 | 869 | 1 | 1.87 | 1 | 8 | 837 |
| iras04375 | 2600/+000/0140 | a0.15 zubko100 Pitm5 Hofm10 | 7257 | 1.454e+01 | 1.73e-06 | 1 | 794 | 1 | 1.96 | 1 | 8 | 269 |
| iras04374 | 2600/+000/0140 | a0.15 zubko100 Pitm5 Hofm0 | 12159 | 1.661e+01 | 1.39e-06 | 1 | 1004 | 1 | 2.00 | 0 | 8 | 567 |
| iras04433 | 2600/+000/0140 | a0.30 zubko100 Pitm10 Hofm0 | 7719 | 5.620e+00 | 4.71e-07 | 1 | 1200 | 0 | 2.12 | 1 | 8 | 244 |
| sagemcj044627 | 2600/+000/0140 | a0.15 zubko100 Pitm10 Hofm0 | 5325 | 2.993e+00 | 9.33e-08 | 1 | 1200 | 0 | 2.00 | 0 | 8 | 374 |
| msxlmc1120 | 3100/+000/0140 | a0.30 zubko100 Pitm5 Hofm0 | 15377 | 5.584e+00 | 6.07e-07 | 1 | 1006 | 1 | 1.74 | 1 | 8 | 2170 |
| iras04496 | 2600/+000/0140 | a0.15 zubko100 Pitm0 Hofm0 | 38738 | 4.527e+00 | 2.38e-07 | 1 | 1200 | 0 | 1.66 | 1 | 0.40 | 494 |
| msxlmc1128 | 2600/+000/0140 | a0.15 zubko100 Pitm5 Hofm0 | 8170 | 2.353e+00 | 8.79e-08 | 1 | 1200 | 0 | 2.00 | 0 | 0.037 | 1922 |
| msxlmc1308 | 2600/+000/0140 | a0.15 zubko100 Pitm0 Hofm0 | 15044 | 6.652e+00 | 3.47e-07 | 1 | 1200 | 0 | 2.00 | 0 | 8 | 438 |
| msxlmc1205 | 3400/+000/0140 | a0.15 zubko100 Pitm5 Hofm0 | 19003 | 9.856e+00 | 7.37e-07 | 1 | 1153 | 1 | 2.00 | 0 | 8 | 389 |
| iras04518 | 2700/+000/0140 | a0.15 zubko100 Pitm5 Hofm20 | 5376 | 5.683e+01 | 7.50e-06 | 1 | 787 | 1 | 2.00 | 0 | 8 | 831 |

Table B.1. Fit results of the C star sample: continued.

| Identifier | $T_{\text{eff}} / \log g / (\text{C/O})$ (K/-/) | grain size/type | L (L_{\odot}) | $\tau_{0.5}$ | \dot{M} ($M_{\odot} \text{ yr}^{-1}$) | f | T_c (K) | f | p | f | R_{out} ($\cdot 10^3$) | χ^2 |
|---------------|--|------------------------------|------------------------|--------------|--|-----|--------------|-----|------|-----|--------------------------------------|----------|
| msxlmc1213 | 2600/+000/0140 | a0.15 zubko100 Pitm5 Hofm10 | 8367 | 1.965e+01 | 9.13e-07 | 1 | 1258 | 1 | 2.00 | 0 | 8 | 404 |
| kdm764 | 3200/+000/0140 | a0.15 zubko100 Pitm5 Hofm0 | 8198 | 7.064e-01 | 2.45e-08 | 1 | 1200 | 0 | 2.00 | 0 | 13 | 276 |
| sagemcj045328 | 3200/+000/0140 | a0.15 zubko100 Pitm5 Hofm0 | 5220 | 1.460e+00 | 4.20e-08 | 1 | 1200 | 0 | 2.00 | 0 | 10 | 222 |
| sagemcj045344 | 2600/+000/0140 | a0.15 zubko100 Pitm5 Hofm20 | 8349 | 3.764e+01 | 5.84e-06 | 1 | 809 | 1 | 2.00 | 0 | 8 | 258 |
| iras04538 | 3400/+000/0140 | a0.15 zubko100 Pitm5 Hofm0 | 12738 | 1.674e+01 | 2.35e-06 | 1 | 838 | 1 | 2.00 | 0 | 8 | 823 |
| iras04537 | 2600/+000/0140 | a0.30 zubko100 Pitm5 Hofm0 | 13324 | 3.664e+00 | 3.25e-07 | 1 | 1154 | 1 | 1.95 | 1 | 8 | 584 |
| msxlmc1209 | 2600/+000/0140 | a0.15 zubko100 Pitm10 Hofm0 | 6884 | 1.112e+01 | 6.45e-07 | 1 | 1037 | 1 | 2.00 | 0 | 8 | 289 |
| iras04557 | 2600/+000/0140 | a0.15 zubko100 Pitm5 Hofm10 | 15097 | 1.748e+01 | 2.55e-06 | 1 | 825 | 1 | 1.89 | 1 | 8 | 276 |
| msxlmc1298 | 3300/+000/0140 | a0.30 zubko100 Pitm5 Hofm0 | 31412 | 7.311e+00 | 1.19e-06 | 1 | 1200 | 0 | 2.06 | 1 | 8 | 1131 |
| iras04589 | 3400/+000/0140 | a0.15 zubko100 Pitm5 Hofm15 | 6968 | 7.533e+01 | 4.15e-06 | 1 | 1200 | 0 | 1.89 | 1 | 8 | 83 |
| kdm1238 | 3200/+000/0140 | a0.15 zubko100 Pitm5 Hofm0 | 6668 | 2.216e-01 | 6.73e-09 | 1 | 1200 | 0 | 2.00 | 0 | 13 | 135 |
| iras05013 | 2600/+000/0140 | a0.15 zubko100 Pitm5 Hofm10 | 8305 | 2.146e+01 | 1.10e-06 | 1 | 1200 | 0 | 2.00 | 0 | 8 | 407 |
| msxlmc1282 | 2600/+000/0140 | a0.15 zubko100 Pitm5 Hofm0 | 14173 | 1.411e+01 | 1.59e-06 | 1 | 913 | 1 | 2.00 | 0 | 8 | 524 |
| iras05009 | 2600/+000/0140 | a0.15 zubko100 Pitm5 Hofm0 | 12405 | 1.828e+01 | 1.57e-06 | 1 | 1002 | 1 | 2.00 | 0 | 8 | 919 |
| ERO0502315 | 3200/+000/0140 | a0.15 zubko100 Pitm10 Hofm0 | 8030 | 2.986e+02 | 2.38e-05 | 1 | 1200 | 0 | 1.91 | 1 | 8 | 87 |
| kdm1656 | 3200/+000/0140 | a0.15 zubko100 Pitm5 Hofm0 | 14727 | 5.976e-01 | 2.76e-08 | 1 | 1200 | 0 | 2.00 | 0 | 13 | 158 |
| kdm1691 | 3200/+000/0140 | a0.15 zubko100 Pitm5 Hofm0 | 12882 | 6.891e-01 | 3.00e-08 | 1 | 1200 | 0 | 2.00 | 0 | 13 | 203 |
| lmc-bm11-19 | 2700/+000/0140 | a0.15 zubko100 Pitm0 Hofm0 | 5476 | 6.042e-03 | 1.53e-10 | 0 | 1200 | 0 | 2.00 | 0 | 13 | 1859 |
| lmc-bm12-14 | 3200/+000/0140 | a0.15 zubko100 Pitm5 Hofm0 | 10679 | 4.818e-01 | 1.91e-08 | 1 | 1200 | 0 | 2.00 | 0 | 0.074 | 70 |
| ERO0504056 | 3000/+000/0140 | a0.15 zubko100 Pitm10 Hofm0 | 5968 | 3.125e+02 | 2.34e-05 | 1 | 1200 | 0 | 1.96 | 1 | 8 | 383 |
| ngc1818wbt64 | 3300/+000/0140 | a0.15 zubko100 Pitm20 Hofm0 | 5502 | 2.858e-01 | 1.67e-08 | 1 | 957 | 1 | 2.00 | 0 | 8 | 98 |
| sagemcj050503 | 3300/+000/0140 | a0.15 zubko100 Pitm5 Hofm0 | 10272 | 5.197e-03 | 1.96e-10 | 0 | 1200 | 0 | 2.00 | 0 | 10 | 485 |
| iras05053 | 3400/+000/0140 | a0.15 zubko100 Pitm5 Hofm15 | 11262 | 9.006e+01 | 7.48e-06 | 1 | 1200 | 0 | 2.00 | 1 | 8 | 119 |
| lmc-bm13_2 | 3200/+000/0140 | a0.15 zubko100 Pitm20 Hofm0 | 2957 | 2.551e+00 | 6.70e-08 | 1 | 1200 | 0 | 2.00 | 0 | 0.037 | 1172 |
| sagemcj050607 | 3100/+000/0140 | a0.15 zubko100 Pitm5 Hofm0 | 4126 | 1.560e+00 | 3.96e-08 | 1 | 1200 | 0 | 2.00 | 0 | 10 | 631 |
| kdm1961 | 3300/+000/0140 | a0.15 zubko100 Pitm5 Hofm0 | 4860 | 3.015e-03 | 7.82e-11 | 0 | 1200 | 0 | 2.00 | 0 | 13 | 103 |
| kdm1966 | 3300/+000/0140 | a0.15 zubko100 Pitm5 Hofm0 | 5590 | 3.015e-03 | 8.39e-11 | 0 | 1200 | 0 | 2.00 | 0 | 13 | 149 |
| sagemcj050620 | 3200/+000/0140 | a0.15 zubko100 Pitm5 Hofm0 | 9926 | 4.370e-01 | 1.64e-08 | 1 | 1200 | 0 | 2.00 | 0 | 10 | 78 |
| sagemcj050629 | 3000/+000/0140 | a0.15 zubko100 Pitm5 Hofm0 | 3537 | 5.105e-01 | 1.13e-08 | 1 | 1200 | 0 | 2.00 | 0 | 13 | 133 |
| iras05070 | 2600/+000/0140 | a0.15 zubko100 Pitm5 Hofm5 | 9989 | 2.727e+01 | 2.70e-06 | 1 | 810 | 1 | 1.70 | 1 | 8 | 488 |
| shv0507252 | 3100/+000/0140 | a0.15 zubko100 Pitm5 Hofm0 | 12038 | 1.988e+00 | 8.76e-08 | 1 | 1200 | 0 | 2.00 | 0 | 8 | 929 |
| sagemcj050752 | 2600/+000/0140 | a0.15 zubko100 Pitm10 Hofm0 | 2950 | 4.756e+00 | 1.15e-07 | 1 | 1200 | 0 | 2.00 | 0 | 4 | 420 |
| msxlmc92 | 2600/+000/0140 | a0.15 zubko100 Pitm5 Hofm0 | 13782 | 7.685e+00 | 5.51e-07 | 1 | 1062 | 1 | 2.00 | 0 | 8 | 400 |
| sagemcj050826 | 3100/+000/0140 | a0.15 zubko100 Pitm5 Hofm0 | 10226 | 3.380e+00 | 1.48e-07 | 1 | 1200 | 0 | 2.00 | 0 | 37.0 | 1383 |
| kdm2187 | 3300/+000/0140 | a0.15 zubko100 Pitm5 Hofm0 | 3381 | 3.150e-01 | 6.97e-09 | 1 | 1200 | 0 | 2.00 | 0 | 13 | 240 |
| msxlmc95 | 3100/+000/0140 | a0.15 zubko100 Pitm5 Hofm0 | 14209 | 5.978e+00 | 8.20e-07 | 1 | 821 | 1 | 2.00 | 0 | 8 | 503 |
| msxlmc87 | 2600/+000/0140 | a0.15 zubko100 Pitm5 Hofm0 | 15443 | 6.683e+00 | 5.76e-07 | 1 | 894 | 1 | 1.76 | 1 | 8 | 352 |
| sage1cj051028 | 2600/+000/0140 | a0.15 zubko100 Pitm10 Hofm0 | 5268 | 9.623e+00 | 3.37e-07 | 1 | 1200 | 0 | 2.00 | 0 | 9 | 660 |
| iras05112 | 3900/+000/0140 | a0.10 zubko100 Pitm5 Hofm10 | 16145 | 2.179e+01 | 3.79e-06 | 1 | 824 | 1 | 2.04 | 1 | 8 | 1155 |
| iras05113 | 3900/+000/0140 | a0.10 zubko100 Pitm5 Hofm5 | 9401 | 1.733e+01 | 2.70e-06 | 1 | 782 | 1 | 2.12 | 1 | 8 | 149 |
| msxlmc219 | 2600/+000/0140 | a0.15 zubko100 Pitm5 Hofm10 | 11913 | 1.748e+01 | 2.26e-06 | 1 | 867 | 1 | 2.00 | 0 | 8 | 531 |
| trm72 | 3400/+000/0140 | a0.15 zubko100 Pitm5 Hofm0 | 13152 | 7.314e+00 | 1.35e-06 | 1 | 822 | 1 | 2.29 | 1 | 8 | 1038 |
| iras05125 | 2800/+000/0140 | a0.15 zubko100 Pitm5 Hofm15 | 15453 | 4.384e+01 | 7.23e-06 | 1 | 873 | 1 | 2.00 | 0 | 8 | 132 |
| msxlmc220 | 3400/+000/0140 | a0.15 zubko100 Pitm5 Hofm0 | 23710 | 6.848e+00 | 3.53e-07 | 1 | 1200 | 0 | 1.73 | 1 | 8 | 554 |
| iras05132 | 3400/+000/0140 | a0.15 zubko100 Pitm5 Hofm0 | 9756 | 2.344e+01 | 9.47e-07 | 1 | 1200 | 0 | 1.77 | 1 | 8 | 375 |
| iras05133 | 2800/+000/0140 | a0.15 zubko100 Pitm10 Hofm15 | 6196 | 4.457e+02 | 6.14e-05 | 1 | 1200 | 0 | 2.25 | 1 | 5 | 145 |
| ogle051306 | 3200/+000/0140 | a0.15 zubko100 Pitm5 Hofm0 | 4740 | 8.192e+00 | 6.34e-07 | 1 | 962 | 1 | 2.37 | 1 | 2 | 944 |
| msxlmc218 | 3000/+000/0140 | a0.30 zubko100 Pitm5 Hofm0 | 17281 | 4.892e+00 | 3.06e-07 | 1 | 1271 | 1 | 1.73 | 1 | 8 | 231 |
| hv5680 | 3200/+000/0140 | a0.15 zubko100 Pitm5 Hofm0 | 6682 | 6.254e-04 | 1.87e-11 | 0 | 1200 | 0 | 2.00 | 0 | 22 | 100 |
| msxlmc349 | 2600/+000/0140 | a0.15 zubko100 Pitm10 Hofm15 | 7773 | 2.269e+01 | 9.66e-07 | 1 | 1200 | 0 | 1.81 | 1 | 8 | 300 |
| sagemcj051803 | 3000/+000/0140 | a0.15 zubko100 Pitm5 Hofm0 | 4918 | 2.045e+00 | 5.81e-08 | 1 | 1200 | 0 | 2.00 | 0 | 0.074 | 315 |
| kdm3196 | 3300/+000/0140 | a0.15 zubko100 Pitm5 Hofm0 | 9532 | 2.230e-03 | 8.10e-11 | 0 | 1200 | 0 | 2.00 | 0 | 13 | 87 |
| ERO0518117 | 3400/-020/0140 | a0.10 zubko100 Pitm0 Hofm0 | 9310 | 7.919e+01 | 7.29e-05 | 1 | 399 | 1 | 2.44 | 1 | 0.60 | 99 |
| sagemcj051832 | 3200/+000/0140 | a0.15 zubko100 Pitm5 Hofm0 | 5235 | 5.147e-01 | 1.41e-08 | 1 | 1200 | 0 | 2.00 | 0 | 10 | 334 |
| ERO0518484 | 3400/+000/0140 | a0.15 zubko100 Pitm5 Hofm0 | 6921 | 2.205e+02 | 1.38e-05 | 1 | 1200 | 0 | 1.88 | 1 | 8 | 109 |
| iras05190 | 3400/+000/0140 | a0.15 zubko100 Pitm5 Hofm10 | 13882 | 3.757e+01 | 2.18e-06 | 1 | 1200 | 0 | 1.79 | 1 | 8 | 451 |
| sagemcj051908 | 3200/+000/0140 | a0.15 zubko100 Pitm5 Hofm0 | 7642 | 3.756e-01 | 1.23e-08 | 1 | 1200 | 0 | 2.00 | 0 | 13 | 204 |
| 2massj051910 | 3100/+000/0140 | a0.15 zubko100 Pitm5 Hofm0 | 8716 | 6.973e-01 | 2.46e-08 | 1 | 1200 | 0 | 2.00 | 0 | 13 | 164 |
| trm88 | 3400/+000/0140 | a0.15 zubko100 Pitm5 Hofm0 | 9403 | 5.504e+00 | 4.22e-07 | 1 | 970 | 1 | 2.00 | 0 | 8 | 4288 |
| msxlmc439 | 3300/+000/0140 | a0.15 zubko100 Pitm0 Hofm0 | 7679 | 3.026e+01 | 1.43e-06 | 1 | 1200 | 0 | 2.00 | 0 | 5 | 288 |
| msxlmc341 | 2600/+000/0140 | a0.15 zubko100 Pitm10 Hofm10 | 5827 | 1.862e+01 | 1.45e-06 | 1 | 941 | 1 | 2.00 | 0 | 8 | 213 |

Table B.1. Fit results of the C star sample: continued.

| Identifier | $T_{\text{eff}} / \log g / (C/O)$ (K/-/) | grain size/type | L (L_{\odot}) | $\tau_{0.5}$ | \dot{M} ($M_{\odot} \text{ yr}^{-1}$) | f | T_c (K) | f | p | f | R_{out} ($\cdot 10^3$) | χ^2 |
|---------------|---|------------------------------|------------------------|--------------|--|-----|--------------|-----|------|-----|--------------------------------------|----------|
| h942 | 4000/+000/0140 | a0.15 zubko100 Pitm0 Hofm0 | 2282 | 1.882e+01 | 1.50e-06 | 1 | 766 | 1 | 2.00 | 0 | 3 | 69 |
| msxlmc527 | 3300/+000/0140 | a0.15 zubko100 Pitm0 Hofm0 | 11383 | 2.523e+01 | 3.11e-06 | 1 | 854 | 1 | 2.00 | 0 | 5 | 190 |
| ogle052242 | 3400/+000/0140 | a0.15 zubko100 Pitm5 Hofm0 | 7408 | 5.142e+00 | 5.64e-07 | 1 | 941 | 1 | 2.41 | 1 | 8 | 364 |
| msxlmc663 | 7750/+250/xxxx | a0.10 zubko100 Pitm0 Hofm0 | 13284 | 3.087e+00 | 5.63e-08 | 1 | 1473 | 1 | 1.48 | 1 | 25 | 109 |
| msxlmc494 | 3000/+000/0140 | a0.15 zubko100 Pitm5 Hofm0 | 9593 | 4.877e+00 | 2.06e-07 | 1 | 1200 | 0 | 2.00 | 0 | 8 | 631 |
| iras05236 | 2600/+000/0140 | a0.30 zubko100 Pitm5 Hofm0 | 13103 | 5.547e+00 | 4.37e-07 | 1 | 1200 | 0 | 1.87 | 1 | 8 | 1301 |
| sagemcj052405 | 3300/+000/0140 | a0.15 zubko100 Pitm5 Hofm0 | 3552 | 4.308e+00 | 1.14e-07 | 1 | 1200 | 0 | 2.00 | 0 | 8 | 411 |
| msxlmc441 | 2600/+000/0140 | a0.15 zubko100 Pitm5 Hofm15 | 7917 | 2.510e+01 | 1.95e-06 | 1 | 1016 | 1 | 2.00 | 0 | 4 | 190 |
| iras05254 | 2600/+000/0140 | a0.15 zubko100 Pitm5 Hofm10 | 8354 | 1.557e+01 | 1.96e-06 | 1 | 787 | 1 | 1.92 | 1 | 8 | 713 |
| ogle052445 | 3100/+000/0140 | a0.15 zubko100 Pitm10 Hofm0 | 7411 | 2.826e+00 | 1.05e-07 | 1 | 1200 | 0 | 2.00 | 0 | 9 | 351 |
| msxlmc443 | 2600/+000/0140 | a0.15 zubko100 Pitm10 Hofm10 | 9264 | 1.724e+01 | 1.49e-06 | 1 | 988 | 1 | 2.00 | 0 | 8 | 581 |
| msxlmc438 | 3100/+000/0140 | a0.15 zubko100 Pitm5 Hofm0 | 15861 | 8.805e+00 | 8.66e-07 | 1 | 968 | 1 | 2.00 | 0 | 8 | 1961 |
| ERO0525406 | 2900/+000/0140 | a0.15 zubko100 Pitm5 Hofm0 | 3857 | 2.954e+02 | 1.83e-05 | 1 | 1200 | 0 | 2.03 | 1 | 8 | 61 |
| msxlmc474 | 3400/+000/0140 | a0.15 zubko100 Pitm5 Hofm0 | 11978 | 1.133e+01 | 1.53e-06 | 1 | 830 | 1 | 2.00 | 0 | 8 | 166 |
| wbp17 | 2600/+000/0140 | a0.15 zubko100 Pitm5 Hofm0 | 7368 | 5.000e-03 | 1.54e-10 | 0 | 1200 | 0 | 2.00 | 0 | 16 | 300 |
| msxlmc774 | 2600/+000/0140 | a0.15 zubko100 Pitm5 Hofm10 | 7678 | 1.450e+01 | 1.84e-06 | 1 | 791 | 1 | 2.00 | 0 | 8 | 145 |
| msxlmc634 | 3300/+000/0140 | a0.15 zubko100 Pitm5 Hofm0 | 9348 | 6.509e+00 | 6.99e-07 | 1 | 950 | 1 | 2.32 | 1 | 8 | 206 |
| wbp29 | 3200/+000/0140 | a0.15 zubko100 Pitm5 Hofm0 | 5101 | 1.970e-01 | 5.23e-09 | 1 | 1200 | 0 | 2.00 | 0 | 12 | 220 |
| msxlmc601 | 3400/+000/0140 | a0.15 zubko100 Pitm5 Hofm0 | 10417 | 8.902e+00 | 7.15e-07 | 1 | 988 | 1 | 2.00 | 0 | 8 | 603 |
| wbp42 | 2600/+000/0140 | a0.15 zubko100 Pitm5 Hofm0 | 5784 | 1.802e+00 | 5.40e-08 | 1 | 1200 | 0 | 2.00 | 0 | 5 | 204 |
| wbp51 | 2800/+000/0140 | a0.15 zubko100 Pitm5 Hofm0 | 6715 | 7.936e-01 | 2.44e-08 | 1 | 1200 | 0 | 2.00 | 0 | 21 | 118 |
| iras05278 | 2600/+000/0140 | a0.30 zubko100 Pitm5 Hofm10 | 24856 | 8.005e+00 | 3.05e-06 | 1 | 741 | 1 | 1.84 | 1 | 8 | 173 |
| shv0528350 | 3200/+000/0140 | a0.15 zubko100 Pitm5 Hofm0 | 8752 | 1.237e+00 | 4.56e-08 | 1 | 1200 | 0 | 2.00 | 0 | 10 | 424 |
| msxlmc754 | 2600/+000/0140 | a0.15 zubko100 Pitm5 Hofm0 | 8233 | 6.528e+00 | 2.92e-07 | 1 | 1200 | 0 | 2.10 | 1 | 8 | 538 |
| ogle052825 | 3400/+000/0140 | a0.15 zubko100 Pitm5 Hofm0 | 7953 | 3.505e-01 | 1.22e-08 | 1 | 1200 | 0 | 2.00 | 0 | 13 | 177 |
| wbp104 | 3200/+000/0140 | a0.15 zubko100 Pitm5 Hofm0 | 4195 | 7.715e-02 | 1.84e-09 | 1 | 1200 | 0 | 2.00 | 0 | 8 | 82 |
| ngc1978ir1 | 2600/+000/0140 | a0.15 zubko100 Pitm5 Hofm0 | 8772 | 7.410e+00 | 3.72e-07 | 1 | 1200 | 0 | 2.18 | 1 | 13 | 705 |
| ngc1978ir4 | 3200/+000/0140 | a0.15 zubko100 Pitm5 Hofm0 | 14134 | 5.424e-01 | 2.45e-08 | 1 | 1200 | 0 | 2.00 | 0 | 21 | 217 |
| iras05295 | 2600/+000/0140 | a0.15 zubko100 Pitm5 Hofm0 | 9851 | 1.601e+01 | 5.67e-07 | 1 | 1200 | 0 | 1.74 | 1 | 8 | 545 |
| ngc1978mir1 | 2600/+000/0140 | a0.30 zubko100 Pitm5 Hofm10 | 7800 | 6.378e+00 | 3.51e-07 | 1 | 1200 | 0 | 1.73 | 1 | 8 | 379 |
| msxlmc679 | 3100/+000/0140 | a0.15 zubko100 Pitm10 Hofm10 | 5932 | 1.177e+01 | 1.26e-06 | 1 | 818 | 1 | 2.00 | 0 | 8 | 619 |
| grrv38 | 3100/+000/0140 | a0.15 zubko100 Pitm5 Hofm0 | 11041 | 1.847e+00 | 7.75e-08 | 1 | 1200 | 0 | 2.00 | 0 | 23 | 190 |
| ERO0529379 | 3100/+000/0140 | a0.15 zubko100 Pitm20 Hofm10 | 5434 | 1.723e+02 | 1.32e-05 | 1 | 1200 | 0 | 2.05 | 1 | 8 | 94 |
| iras05300 | 2600/+000/0140 | a0.15 zubko100 Pitm5 Hofm0 | 8869 | 1.575e+01 | 1.96e-06 | 1 | 796 | 1 | 2.00 | 0 | 8 | 747 |
| iras05306 | 2600/+000/0140 | a0.15 zubko100 Pitm5 Hofm10 | 9129 | 3.636e+01 | 6.98e-06 | 1 | 760 | 1 | 2.15 | 1 | 4 | 209 |
| iras05315 | 4750/+050/xxxx | a0.10 zubko100 Pitm10 Hofm20 | 8253 | 7.048e+01 | 6.98e-05 | 1 | 372 | 1 | 1.90 | 1 | 0.20 | 102 |
| kdm4554 | 3300/+000/0140 | a0.15 zubko100 Pitm5 Hofm0 | 10575 | 5.038e+00 | 3.72e-07 | 1 | 1200 | 0 | 2.54 | 1 | 10 | 805 |
| msxlmc841 | 2700/+000/0140 | a0.30 zubko100 Pitm5 Hofm0 | 10608 | 4.760e+00 | 5.50e-07 | 1 | 1055 | 1 | 2.05 | 1 | 8 | 72 |
| msxlmc768 | 2600/+000/0140 | a0.15 zubko100 Pitm5 Hofm0 | 19501 | 1.314e+01 | 1.60e-06 | 1 | 937 | 1 | 2.00 | 0 | 8 | 485 |
| kdm4665 | 3300/+000/0140 | a0.15 zubko100 Pitm5 Hofm0 | 6922 | 2.696e-03 | 8.35e-11 | 0 | 1200 | 0 | 2.00 | 0 | 13 | 89 |
| msxlmc782 | 2600/+000/0140 | a0.15 zubko100 Pitm10 Hofm10 | 8203 | 9.715e+00 | 6.41e-07 | 1 | 1050 | 1 | 2.00 | 0 | 8 | 149 |
| kdm4718 | 3200/+000/0140 | a0.15 zubko100 Pitm5 Hofm0 | 10815 | 1.424e-01 | 5.48e-09 | 0 | 1200 | 0 | 2.00 | 0 | 13 | 207 |
| kdm4774 | 3400/+000/0140 | a0.15 zubko100 Pitm5 Hofm0 | 7964 | 5.193e-01 | 1.82e-08 | 1 | 1200 | 0 | 2.00 | 0 | 13 | 77 |
| msxlmc783 | 3400/+000/0140 | a0.15 zubko100 Pitm5 Hofm0 | 9470 | 7.636e+00 | 6.02e-07 | 1 | 972 | 1 | 2.00 | 0 | 8 | 403 |
| msxlmc775 | 3200/+000/0140 | a0.15 zubko100 Pitm0 Hofm0 | 29760 | 5.386e+00 | 5.86e-07 | 1 | 1200 | 0 | 2.43 | 1 | 0.037 | 1034 |
| msxlmc736 | 2600/+000/0140 | a0.15 zubko100 Pitm5 Hofm15 | 9439 | 4.817e+01 | 2.61e-06 | 1 | 1200 | 0 | 1.85 | 1 | 8 | 434 |
| sagemcj053318 | 4000/+000/0140 | a0.15 zubko100 Pitm5 Hofm0 | 4213 | 6.026e+00 | 2.05e-07 | 1 | 1200 | 0 | 2.00 | 0 | 8 | 302 |
| iras05348 | 2600/+000/0140 | a0.15 zubko100 Pitm10 Hofm5 | 14349 | 3.024e+01 | 1.88e-06 | 1 | 1200 | 0 | 1.89 | 1 | 8 | 183 |
| sagemcj053441 | 2600/+000/0140 | a0.15 zubko100 Pitm5 Hofm0 | 8311 | 6.844e+00 | 3.65e-07 | 1 | 1200 | 0 | 2.28 | 1 | 8 | 1064 |
| msxlmc743 | 2600/+000/0140 | a0.15 zubko100 Pitm5 Hofm10 | 10240 | 1.961e+01 | 1.84e-06 | 1 | 966 | 1 | 2.00 | 0 | 0.30 | 914 |
| msxlmc787 | 2600/+000/0140 | a0.15 zubko100 Pitm10 Hofm15 | 6998 | 1.276e+01 | 1.30e-06 | 1 | 873 | 1 | 2.00 | 0 | 8 | 171 |
| msxlmc950 | 2600/+000/0140 | a0.15 zubko100 Pitm10 Hofm0 | 7656 | 9.287e+00 | 6.24e-07 | 1 | 991 | 1 | 2.00 | 0 | 8 | 605 |
| msxlmc796 | 3200/+000/0140 | a0.15 zubko100 Pitm5 Hofm0 | 7850 | 1.409e+00 | 4.96e-08 | 1 | 1200 | 0 | 2.00 | 0 | 10 | 174 |
| msxlmc749 | 3100/+000/0140 | a0.30 zubko100 Pitm5 Hofm0 | 11879 | 5.665e+00 | 5.99e-07 | 1 | 1149 | 1 | 2.08 | 1 | 8 | 762 |
| iras05355 | 2600/+000/0140 | a0.30 zubko100 Pitm5 Hofm0 | 10651 | 4.366e+00 | 3.36e-07 | 1 | 1215 | 1 | 2.00 | 0 | 4 | 323 |
| iras05360 | 2600/+000/0140 | a0.15 zubko100 Pitm5 Hofm15 | 6149 | 2.066e+01 | 1.22e-06 | 1 | 1003 | 1 | 1.84 | 1 | 8 | 119 |
| iras05373 | 2600/+000/0140 | a0.15 zubko100 Pitm5 Hofm0 | 6653 | 2.259e+01 | 1.24e-06 | 1 | 1115 | 1 | 2.00 | 0 | 8 | 198 |
| msxlmc967 | 2600/+000/0140 | a0.15 zubko100 Pitm5 Hofm0 | 15407 | 7.790e+00 | 4.79e-07 | 1 | 1200 | 0 | 2.09 | 1 | 8 | 144 |
| kdm5345 | 3600/+000/0140 | a0.15 zubko100 Pitm20 Hofm0 | 3767 | 1.547e+00 | 4.65e-08 | 0 | 1200 | 0 | 2.00 | 0 | 13 | 319 |
| ogle053930 | 3100/+000/0140 | a0.15 zubko100 Pitm5 Hofm0 | 6474 | 4.954e+00 | 1.79e-07 | 1 | 1200 | 0 | 2.00 | 0 | 0.037 | 804 |
| msxlmc971 | 2600/+000/0140 | a0.15 zubko100 Pitm5 Hofm10 | 6132 | 1.516e+01 | 2.31e-06 | 1 | 720 | 1 | 2.06 | 1 | 4 | 217 |

Table B.1. Fit results of the C star sample: continued.

| Identifier | $T_{\text{eff}} / \log g / (C/O)$ (K/-/-) | grain size/type | L (L_{\odot}) | $\tau_{0.5}$ | \dot{M} ($M_{\odot} \text{ yr}^{-1}$) | f | T_c (K) | f | p | f | R_{out} ($\cdot 10^3$) | χ^2 |
|---------------|--|------------------------------|------------------------|--------------|--|-----|--------------|-----|------|-----|--------------------------------------|----------|
| msxlmc1400 | 2600/+000/0140 | a0.15 zubko100 Pitm5 Hofm0 | 9330 | 1.743e+01 | 4.18e-07 | 1 | 1200 | 0 | 1.53 | 1 | 8 | 191 |
| msxlmc937 | 3400/+000/0140 | a0.15 zubko100 Pitm5 Hofm0 | 16840 | 1.176e+01 | 7.78e-07 | 1 | 1051 | 1 | 1.75 | 1 | 8 | 346 |
| msxlmc974 | 3100/+000/0140 | a0.30 zubko100 Pitm5 Hofm0 | 10851 | 5.080e+00 | 4.33e-07 | 1 | 1200 | 0 | 2.03 | 1 | 8 | 208 |
| iras05416 | 2600/+000/0140 | a0.15 zubko100 Pitm5 Hofm15 | 10863 | 7.582e+01 | 4.21e-06 | 1 | 1200 | 0 | 1.76 | 1 | 8 | 694 |
| msxlmc1795 | 2600/+000/0140 | a0.15 zubko100 Pitm0 Hofm0 | 5065 | 1.644e+01 | 8.89e-07 | 1 | 987 | 1 | 2.00 | 0 | 3 | 316 |
| kdm5841 | 3200/+000/0140 | a0.15 zubko100 Pitm5 Hofm0 | 3330 | 6.730e-01 | 1.49e-08 | 1 | 1200 | 0 | 2.00 | 0 | 10 | 115 |
| msxlmc1384 | 2600/+000/0140 | a0.30 zubko100 Pitm5 Hofm0 | 10815 | 7.395e+00 | 3.30e-07 | 1 | 1284 | 1 | 1.67 | 1 | 8 | 1639 |
| msxlmc1383 | 2600/+000/0140 | a0.15 zubko100 Pitm5 Hofm20 | 7043 | 2.486e+01 | 3.47e-06 | 1 | 767 | 1 | 1.95 | 1 | 5 | 193 |
| sagemcj054437 | 3200/+000/0140 | a0.15 zubko100 Pitm5 Hofm0 | 8864 | 3.882e+00 | 1.58e-07 | 1 | 1200 | 0 | 2.00 | 0 | 8 | 479 |
| sagemcj054546 | 4750/+000/xxxx | a0.15 zubko100 Pitm0 Hofm0 | 1127 | 4.382e+00 | 2.67e-07 | 1 | 615 | 1 | 1.64 | 1 | 4 | 68 |
| kdm6247 | 3300/+000/0140 | a0.15 zubko100 Pitm5 Hofm0 | 4657 | 2.921e-03 | 7.42e-11 | 0 | 1200 | 0 | 2.00 | 0 | 10 | 68 |
| ngc2121le6 | 2600/+000/0140 | a0.15 zubko100 Pitm5 Hofm0 | 8039 | 1.516e+00 | 5.29e-08 | 1 | 1200 | 0 | 2.00 | 0 | 10 | 440 |
| iras05495 | 2600/+000/0140 | a0.15 zubko100 Pitm5 Hofm15 | 11509 | 7.771e+01 | 2.84e-04 | 1 | 270 | 1 | 2.50 | 1 | 0.10 | 96 |
| msxlmc1492 | 3100/+000/0140 | a0.15 zubko100 Pitm0 Hofm0 | 23808 | 4.717e+00 | 2.82e-07 | 1 | 1236 | 1 | 2.00 | 0 | 0.10 | 452 |
| iras05506 | 2800/+000/0140 | a0.15 zubko100 Pitm5 Hofm10 | 17677 | 2.448e+01 | 5.63e-06 | 1 | 759 | 1 | 2.00 | 0 | 8 | 267 |
| msxlmc1488 | 3200/+000/0140 | a0.15 zubko100 Pitm5 Hofm0 | 13949 | 1.594e+01 | 7.83e-07 | 1 | 1173 | 1 | 1.79 | 1 | 8 | 444 |
| ERO0550261 | 2600/+000/0140 | a0.15 zubko100 Pitm10 Hofm10 | 10412 | 1.162e+02 | 1.99e-05 | 1 | 800 | 0 | 1.92 | 1 | 5 | 259 |
| kdm6486 | 3200/+000/0140 | a0.15 zubko100 Pitm5 Hofm0 | 4334 | 2.682e-03 | 6.47e-11 | 0 | 1200 | 0 | 2.00 | 0 | 10 | 151 |
| iras05515 | 2600/+000/0140 | a0.15 zubko100 Pitm10 Hofm10 | 10687 | 3.512e+01 | 2.37e-06 | 1 | 1200 | 0 | 2.03 | 1 | 8 | 714 |
| pmp337 | 3400/+000/0140 | a0.15 zubko100 Pitm5 Hofm0 | 10212 | 2.208e-03 | 8.46e-11 | 0 | 1200 | 0 | 2.00 | 0 | 13 | 241 |
| iras05568 | 2700/+000/0140 | a0.15 zubko100 Pitm5 Hofm10 | 21262 | 4.897e+01 | 8.87e-06 | 1 | 836 | 1 | 1.88 | 1 | 6 | 951 |
| msxlmc1652 | 2600/+000/0140 | a0.15 zubko100 Pitm5 Hofm15 | 19249 | 2.003e+01 | 4.78e-06 | 1 | 724 | 1 | 1.90 | 1 | 8 | 321 |
| iras06028 | 2600/+000/0140 | a0.15 zubko100 Pitm5 Hofm10 | 14191 | 3.786e+01 | 2.32e-06 | 1 | 1200 | 0 | 1.85 | 1 | 0.80 | 190 |
| iras06108 | 2600/+000/0140 | a0.15 zubko100 Pitm10 Hofm15 | 8358 | 1.857e+01 | 7.72e-07 | 1 | 1200 | 0 | 1.79 | 1 | 8 | 258 |
| ScIMAG29 | 2600/+000/0140 | a0.15 zubko100 Pitm5 Hofm0 | 8116 | 2.914e+00 | 1.08e-07 | 1 | 1200 | 0 | 2.00 | 0 | 8 | 908 |
| ScIALW3 | 3600/+000/0140 | a0.15 zubko100 Pitm5 Hofm0 | 5090 | 1.641e-01 | 4.65e-09 | 1 | 1200 | 0 | 2.00 | 0 | 8 | 77 |
| ForBW2 | 3400/+000/0140 | a0.15 zubko100 Pitm5 Hofm0 | 6172 | 2.756e+00 | 1.42e-07 | 1 | 1200 | 0 | 2.48 | 1 | 8 | 7 |
| ForBTH13-23 | 2600/+000/0140 | a0.15 zubko100 Pitm5 Hofm0 | 4604 | 7.711e+00 | 2.37e-07 | 1 | 1200 | 0 | 2.00 | 0 | 8 | 182 |
| ForBTH12-4 | 3600/+000/0140 | a0.15 zubko100 Pitm5 Hofm0 | 8021 | 5.094e+00 | 2.18e-07 | 1 | 1200 | 0 | 2.00 | 0 | 8 | 353 |
| ForBTH3-129 | 2600/+000/0140 | a0.15 zubko100 Pitm5 Hofm0 | 5212 | 1.015e+01 | 3.44e-07 | 1 | 1200 | 0 | 2.00 | 0 | 8 | 355 |
| ForDK18 | 3500/+000/0140 | a0.15 zubko100 Pitm5 Hofm0 | 6963 | 1.169e+00 | 4.04e-08 | 1 | 1200 | 0 | 2.00 | 0 | 8 | 371 |
| ForDK52 | 3500/+000/0140 | a0.15 zubko100 Pitm5 Hofm0 | 4216 | 1.024e+00 | 2.74e-08 | 1 | 1200 | 0 | 2.00 | 0 | 8 | 421 |
| ForDI2 | 3700/+000/0140 | a0.15 zubko100 Pitm5 Hofm0 | 2230 | 1.107e+00 | 2.25e-08 | 1 | 1200 | 0 | 2.00 | 0 | 8 | 938 |
| ForDI20 | 3200/+000/0140 | a0.15 zubko100 Pitm5 Hofm0 | 6547 | 5.612e-01 | 1.72e-08 | 1 | 1200 | 0 | 2.00 | 0 | 8 | 821 |
| ForBW69 | 3500/+000/0140 | a0.15 zubko100 Pitm5 Hofm0 | 3917 | 1.747e+00 | 4.66e-08 | 1 | 1200 | 0 | 2.00 | 0 | 8 | 378 |
| ForBW75 | 3400/+000/0140 | a0.15 zubko100 Pitm5 Hofm0 | 4840 | 6.056e-01 | 1.66e-08 | 1 | 1200 | 0 | 2.00 | 0 | 8 | 313 |
| ForBW83 | 3500/+000/0140 | a0.15 zubko100 Pitm5 Hofm0 | 4162 | 1.705e+00 | 4.67e-08 | 1 | 1200 | 0 | 2.00 | 0 | 8 | 400 |
| CarALW2 | 3200/+000/0140 | a0.15 zubko100 Pitm0 Hofm0 | 5671 | 1.000e-02 | 2.63e-10 | 0 | 1200 | 0 | 2.00 | 0 | 8 | 108 |
| CarALW6 | 2600/+000/0140 | a0.15 zubko100 Pitm0 Hofm0 | 7464 | 1.000e-02 | 2.98e-10 | 0 | 1200 | 0 | 2.00 | 0 | 8 | 279 |
| CarALW10 | 3300/+000/0140 | a0.15 zubko100 Pitm5 Hofm0 | 4450 | 1.000e-02 | 2.47e-10 | 0 | 1200 | 0 | 2.00 | 0 | 8 | 48 |
| LeoIMFTC | 2600/+000/0140 | a0.15 zubko100 Pitm5 Hofm0 | 7837 | 5.553e+00 | 2.15e-07 | 1 | 1200 | 0 | 2.00 | 0 | 8 | 272 |
| LeoIMFTA | 3200/+000/0140 | a0.15 zubko100 Pitm0 Hofm0 | 4588 | 4.010e+00 | 1.12e-07 | 1 | 1200 | 0 | 2.00 | 0 | 8 | 315 |
| LeoIMFTE | 3300/+000/0140 | a0.15 zubko100 Pitm5 Hofm0 | 3118 | 7.601e+00 | 1.98e-07 | 1 | 1200 | 0 | 2.00 | 0 | 8 | 400 |

Notes. Column 1 lists the identifier. Column 2 lists the information on the model atmosphere that is used as T_{eff} (in K) / $(\log g \cdot 100) / ((C/O) - 100)$. Column 3 indicates the grain size and type: The number after the a indicates the grain size in μm . Then follows the proportion of AMC (zubko) : SiC (Pitm) : MgS (Hofm) = 100 : x : y. Column 4 lists the luminosity. Column 5 lists the dust optical depth at $0.5 \mu\text{m}$, and Column 6 lists the total mass-loss rate (assuming an expansion velocity of 10 km s^{-1} , and a dust-to-gas ratio of 0.005). Column 7 indicates if the optical depth was fitted ($f=1$, or fixed $f=0$). Column 8 lists the temperature at the inner dust radius, and Column 9 indicates if this temperature was fitted ($f=1$, or fixed $f=0$). Column 10 lists the slope of the density law, and Column 11 indicates if this temperature was fitted ($f=1$, or fixed $f=0$). Column 12 lists the outer radius in units of the inner dust radius. Column 13 lists the reduced χ^2 of the fit.

Table B.2. Fit results of the M star sample.

| Identifier | $T_{\text{eff}}/\log g$ (K/-) | grain size/type | L (L_{\odot}) | $\tau_{0.5}$ | \dot{M} ($M_{\odot} \text{ yr}^{-1}$) | f | T_c (K) | f | p | f | R_{out} ($\cdot 10^3$) | χ^2 |
|----------------|----------------------------------|--------------------------|------------------------|--------------|--|-----|--------------|-----|------|-----|--------------------------------------|----------|
| wohg17 | 3300/+0.5 | a0.10 Oliv70 AlOx30 Fe30 | 932967 | 1.201e-01 | 2.84e-07 | 1 | 1000 | 0 | 2.00 | 0 | 13 | 504 |
| msxlmc1212 | 3900/+0.5 | a0.20 Oliv40 AlOx60 Fe1 | 262501 | 1.000e-04 | 1.14e-10 | 0 | 1000 | 0 | 2.00 | 0 | 13 | 98 |
| rsmen | 2500/+0.0 | a0.10 Oliv60 AlOx40 Fe30 | 752101 | 2.044e-01 | 4.37e-07 | 1 | 1000 | 0 | 2.00 | 0 | 13 | 492 |
| w60d29 | 3800/+0.5 | a0.20 Oliv90 AlOx10 Fe30 | 350174 | 1.000e-04 | 8.50e-11 | 0 | 1000 | 0 | 2.00 | 0 | 13 | 218 |
| hd269788 | 4250/+0.0 | a0.20 Oliv40 AlOx60 Fe3 | 611699 | 3.000e-03 | 8.67e-09 | 0 | 760 | 1 | 2.00 | 0 | 13 | 4010 |
| msxlmc946 | 3200/+0.5 | a0.10 Oliv50 AlOx50 Fe30 | 339561 | 4.252e-02 | 6.53e-08 | 1 | 1000 | 0 | 2.00 | 0 | 13 | 51 |
| hd269924 | 3600/+0.0 | a0.10 Oliv40 AlOx60 Fe3 | 745922 | 1.000e-03 | 3.69e-09 | 0 | 1000 | 0 | 2.00 | 0 | 13 | 4892 |
| msxlmc1677 | 2700/+0.0 | a0.10 Oliv90 AlOx10 Fe30 | 1952457 | 6.687e-01 | 2.05e-06 | 1 | 1000 | 0 | 2.00 | 0 | 13 | 1315 |
| hd271832 | 3400/+0.0 | a0.50 Oliv80 AlOx20 Fe3 | 1997701 | 1.391e-03 | 4.90e-09 | 1 | 1000 | 0 | 2.00 | 0 | 13 | 2553 |
| msxlmc1686 | 2500/+0.0 | a0.20 Oliv70 AlOx30 Fe30 | 1532676 | 2.973e-01 | 4.86e-07 | 1 | 1000 | 0 | 2.00 | 0 | 13 | 270 |
| msxsmc067 | 3500/+0.0 | a0.10 Oliv50 AlOx50 Fe30 | 143486 | 1.067e-02 | 1.12e-08 | 1 | 1000 | 0 | 2.00 | 0 | 13 | 196 |
| smc010889 | 3700/+0.5 | a0.10 Oliv70 AlOx30 Fe30 | 184822 | 5.192e-02 | 6.01e-08 | 1 | 1000 | 0 | 2.00 | 0 | 10 | 697 |
| smc011709 | 3800/+0.5 | a0.20 Oliv40 AlOx60 Fe30 | 114473 | 1.000e-02 | 9.16e-09 | 0 | 825 | 1 | 2.00 | 0 | 10 | 47 |
| pmmr24 | 3800/+0.5 | a0.50 Oliv60 AlOx40 Fe30 | 90740 | 9.816e-02 | 6.28e-08 | 1 | 1000 | 0 | 2.00 | 0 | 10 | 52 |
| msxsmc096 | 3700/+0.5 | a0.50 Oliv60 AlOx40 Fe30 | 107095 | 4.938e-02 | 3.35e-08 | 1 | 1000 | 0 | 2.00 | 0 | 13 | 76 |
| msxsmc109 | 3800/+0.5 | a0.10 Oliv90 AlOx10 Fe30 | 122980 | 1.344e-01 | 1.21e-07 | 1 | 1000 | 0 | 2.00 | 0 | 13 | 245 |
| msxsmc168 | 3800/+0.5 | a0.10 Oliv90 AlOx10 Fe30 | 93615 | 5.390e-02 | 4.21e-08 | 1 | 1000 | 0 | 2.00 | 0 | 13 | 320 |
| s3mc203963 | 3900/+0.5 | a0.20 Oliv40 AlOx60 Fe1 | 24445 | 1.289e-03 | 4.49e-10 | 0 | 1000 | 0 | 2.00 | 0 | 13 | 160 |
| s3mc204111 | 4000/+0.0 | a0.20 Oliv50 AlOx50 Fe30 | 57989 | 3.000e-03 | 1.25e-09 | 0 | 1000 | 0 | 2.00 | 0 | 13 | 7 |
| s3mc205104 | 4000/+0.0 | a0.20 Oliv40 AlOx60 Fe1 | 27422 | 1.000e-04 | 3.74e-11 | 0 | 1000 | 0 | 2.00 | 0 | 13 | 17 |
| smc046662 | 3600/+0.5 | a0.10 Oliv60 AlOx40 Fe30 | 113944 | 3.694e-02 | 3.42e-08 | 1 | 1000 | 0 | 2.00 | 0 | 10 | 269 |
| smc052334 | 3700/+0.5 | a0.10 Oliv60 AlOx40 Fe30 | 97741 | 1.352e-02 | 1.18e-08 | 1 | 1000 | 0 | 2.00 | 0 | 10 | 70 |
| pmmr132 | 3800/+0.5 | a0.20 Oliv70 AlOx30 Fe30 | 47998 | 9.110e-05 | 3.09e-11 | 0 | 1000 | 0 | 2.00 | 0 | 13 | 442 |
| smc055188 | 3300/+0.5 | a0.50 Oliv100 AlOx0 Fe30 | 104318 | 2.131e-01 | 1.38e-07 | 1 | 1000 | 0 | 2.00 | 0 | 10 | 218 |
| pmmr141 | 3700/+0.5 | a0.20 Oliv50 AlOx50 Fe30 | 98039 | 7.126e-03 | 3.68e-09 | 1 | 1000 | 0 | 2.00 | 0 | 13 | 82 |
| smc55681 | 3800/+0.5 | a0.10 Oliv70 AlOx30 Fe30 | 93022 | 6.387e-02 | 5.36e-08 | 1 | 1000 | 0 | 2.00 | 0 | 10 | 380 |
| pmmr145 | 4000/+0.0 | a0.20 Oliv100 AlOx0 Fe30 | 52487 | 5.000e-04 | 1.64e-10 | 0 | 1000 | 0 | 2.00 | 0 | 13 | 134 |
| hv11464 | 3900/+0.5 | a0.20 Oliv50 AlOx50 Fe30 | 55012 | 1.000e-02 | 7.15e-09 | 0 | 780 | 1 | 2.00 | 0 | 13 | 101 |
| masseysmc60447 | 3800/+0.5 | a0.50 Oliv50 AlOx50 Fe30 | 56568 | 1.770e-02 | 8.78e-09 | 1 | 1000 | 0 | 2.00 | 0 | 13 | 85 |
| msxsmc149 | 3700/+0.5 | a0.20 Oliv80 AlOx20 Fe30 | 198288 | 2.661e-01 | 1.76e-07 | 1 | 1000 | 0 | 2.00 | 0 | 13 | 416 |
| smc083593 | 3600/+0.5 | a0.10 Oliv80 AlOx20 Fe30 | 157236 | 7.268e-02 | 7.31e-08 | 1 | 1000 | 0 | 2.00 | 0 | 10 | 200 |
| sagemcj044718 | 3600/+0.5 | a0.10 Oliv60 AlOx40 Fe30 | 37506 | 3.201e-02 | 1.70e-08 | 1 | 1000 | 0 | 2.00 | 0 | 13 | 58 |
| hv2236 | 3400/+0.0 | a0.10 Oliv95 AlOx5 Fe10 | 113624 | 8.817e-01 | 8.13e-07 | 1 | 1000 | 0 | 2.00 | 0 | 13 | 716 |
| hv11423 | 3700/+0.5 | a0.10 Oliv80 AlOx20 Fe30 | 199246 | 7.809e-02 | 9.06e-08 | 1 | 1000 | 0 | 2.00 | 0 | 10 | 652 |
| gv60 | 3600/+0.5 | a0.20 Oliv80 AlOx20 Fe10 | 105755 | 5.856e-01 | 5.30e-07 | 1 | 773 | 1 | 2.00 | 0 | 13 | 115 |
| msxlmc1189 | 3500/+0.5 | a0.10 Oliv100 AlOx0 Fe30 | 115869 | 1.285e+00 | 1.75e-06 | 1 | 800 | 0 | 2.00 | 0 | 13 | 198 |
| wohg64 | 3500/+0.0 | a0.10 Oliv70 AlOx30 Fe10 | 432190 | 1.732e+01 | 3.55e-05 | 1 | 896 | 1 | 1.60 | 0 | 0.1 | 91695 |
| msxlmc1204 | 3500/+0.0 | a0.10 Oliv95 AlOx5 Fe30 | 198164 | 1.015e-01 | 1.85e-07 | 1 | 778 | 1 | 2.00 | 0 | 13 | 663 |
| msxlmc1330 | 3400/+0.5 | a0.10 Oliv80 AlOx20 Fe10 | 123820 | 6.978e-01 | 7.22e-07 | 1 | 1000 | 0 | 2.00 | 0 | 13 | 467 |
| msxlmc1318 | 3200/+0.5 | a0.50 Oliv70 AlOx30 Fe30 | 74948 | 3.013e-01 | 2.70e-07 | 1 | 800 | 0 | 2.00 | 0 | 13 | 163 |
| hv2255 | 3500/+0.0 | a0.10 Oliv90 AlOx10 Fe10 | 206364 | 6.201e-01 | 1.30e-06 | 1 | 800 | 0 | 2.00 | 0 | 13 | 1061 |
| msxlmc1271 | 3400/+0.0 | a0.20 Oliv70 AlOx30 Fe30 | 78591 | 5.075e-01 | 2.02e-07 | 1 | 1000 | 0 | 2.00 | 0 | 13 | 95 |
| hv888 | 3500/+0.5 | a0.50 Oliv70 AlOx30 Fe3 | 526751 | 2.736e-01 | 4.76e-07 | 1 | 1044 | 1 | 2.00 | 0 | 13 | 13598 |
| msxlmc141 | 3600/+0.5 | a0.10 Oliv80 AlOx20 Fe10 | 135417 | 5.272e-01 | 6.10e-07 | 1 | 1000 | 0 | 2.00 | 0 | 13 | 738 |
| hv916 | 3400/+0.5 | a0.20 Oliv90 AlOx10 Fe30 | 104646 | 1.555e+00 | 6.95e-07 | 1 | 1000 | 0 | 2.00 | 0 | 13 | 787 |
| lmc116895 | 3800/+0.5 | a0.20 Oliv80 AlOx20 Fe30 | 124490 | 1.014e-01 | 1.01e-07 | 1 | 758 | 1 | 2.00 | 0 | 10 | 138 |
| lmc119219 | 3900/+0.5 | a0.20 Oliv95 AlOx5 Fe30 | 55661 | 1.100e+00 | 4.04e-07 | 1 | 1000 | 0 | 2.00 | 0 | 10 | 363 |
| wohs264 | 3400/+0.5 | a0.20 Oliv90 AlOx10 Fe30 | 158954 | 1.249e+00 | 8.71e-07 | 1 | 912 | 1 | 2.00 | 0 | 13 | 161 |
| lmc134383 | 3500/+0.5 | a0.10 Oliv90 AlOx10 Fe30 | 87053 | 2.377e-01 | 2.79e-07 | 1 | 800 | 0 | 2.00 | 0 | 10 | 349 |
| ngc1948wbt2215 | 3500/+0.0 | a0.20 Oliv40 AlOx60 Fe30 | 227669 | 1.611e-02 | 2.30e-08 | 1 | 830 | 1 | 2.00 | 0 | 13 | 79 |
| msxlmc549 | 3200/+0.5 | a0.10 Oliv90 AlOx10 Fe30 | 178966 | 3.693e-01 | 3.51e-07 | 1 | 1000 | 0 | 2.00 | 0 | 13 | 565 |
| msxlmc575 | 3800/+0.5 | a0.20 Oliv70 AlOx30 Fe30 | 163654 | 4.616e-02 | 3.78e-08 | 1 | 893 | 1 | 2.00 | 0 | 13 | 29 |
| msxlmc589 | 3900/+0.5 | a0.50 Oliv70 AlOx30 Fe30 | 230016 | 2.711e-01 | 2.88e-07 | 1 | 1000 | 0 | 2.00 | 0 | 13 | 1933 |
| hv963 | 3700/+0.5 | a0.50 Oliv80 AlOx20 Fe30 | 104486 | 2.945e-01 | 3.91e-07 | 1 | 758 | 1 | 2.00 | 0 | 13 | 107 |
| hv2551 | 3600/+0.5 | a0.10 Oliv80 AlOx20 Fe30 | 87885 | 6.232e-02 | 4.67e-08 | 1 | 1000 | 0 | 2.00 | 0 | 13 | 168 |
| hv2561 | 3700/+0.5 | a0.20 Oliv90 AlOx10 Fe10 | 216781 | 4.956e-01 | 6.68e-07 | 1 | 758 | 1 | 2.00 | 0 | 13 | 146 |
| hv5870 | 3600/+0.5 | a0.10 Oliv90 AlOx10 Fe10 | 72629 | 1.054e+00 | 8.76e-07 | 1 | 1000 | 0 | 2.00 | 0 | 13 | 449 |
| w60a27 | 3500/+0.5 | a0.50 Oliv95 AlOx5 Fe30 | 220830 | 2.494e-01 | 2.43e-07 | 1 | 1000 | 0 | 2.00 | 0 | 13 | 565 |
| hv5879 | 3700/+0.5 | a0.20 Oliv80 AlOx20 Fe30 | 91718 | 5.129e-02 | 2.27e-08 | 1 | 1000 | 0 | 2.00 | 0 | 13 | 88 |
| sp77_46-50 | 3700/+0.5 | a0.50 Oliv60 AlOx40 Fe30 | 53155 | 3.196e-02 | 1.52e-08 | 1 | 1000 | 0 | 2.00 | 0 | 13 | 49 |
| msxlmc810 | 3500/+0.5 | a0.10 Oliv70 AlOx30 Fe30 | 164901 | 2.001e-01 | 2.10e-07 | 1 | 1000 | 0 | 2.00 | 0 | 13 | 256 |

Table B.2. Fit results of the M star sample: continued.

| Identifier | $T_{\text{eff}} / \log g$ (K/-) | grain size/type | L (L_{\odot}) | $\tau_{0.5}$ | \dot{M} ($M_{\odot} \text{ yr}^{-1}$) | f | T_c (K) | f | p | f | R_{out} ($\cdot 10^3$) | χ^2 |
|-----------------|------------------------------------|----------------------------------|------------------------|--------------|--|-----|--------------|-----|------|-----|--------------------------------------|----------|
| msxlmc587 | 3500/+0.5 | a0.50 Oliv90 AlOx10 Fe30 | 136128 | 6.572e-01 | 5.20e-07 | 1 | 1004 | 1 | 2.00 | 0 | 13 | 635 |
| w60d22 | 3800/+0.5 | a0.10 Oliv90 AlOx10 Fe30 | 147204 | 9.899e-02 | 1.62e-07 | 1 | 800 | 0 | 2.00 | 0 | 13 | 138 |
| msxlmc839 | 3300/+0.5 | a0.20 Oliv90 AlOx10 Fe10 | 248890 | 4.640e-01 | 5.14e-07 | 1 | 800 | 0 | 2.00 | 0 | 13 | 207 |
| sagemcj053218 | 3900/+0.5 | a0.10 Oliv40 AlOx60 Fe30 | 62668 | 4.352e-03 | 3.47e-09 | 1 | 1000 | 0 | 2.00 | 0 | 13 | 176 |
| ngc2011sageirs1 | 3400/+0.0 | a0.50 Oliv70 AlOx30 Fe30 | 86631 | 2.744e-01 | 1.63e-07 | 1 | 1048 | 1 | 2.00 | 0 | 13 | 93 |
| hv996 | 3600/+0.5 | a0.20 Oliv90 AlOx10 Fe30 | 209641 | 7.935e-01 | 9.71e-07 | 1 | 761 | 1 | 2.00 | 0 | 13 | 1610 |
| msxlmc815 | 3600/+0.0 | a0.10 Oliv95 AlOx5 Fe30 | 106709 | 4.519e-01 | 5.95e-07 | 1 | 800 | 0 | 2.00 | 0 | 13 | 1685 |
| hv2700 | 3600/+0.5 | a0.10 Oliv100 AlOx0 Fe30 | 65803 | 3.474e-01 | 2.13e-07 | 1 | 1000 | 0 | 2.00 | 0 | 13 | 64 |
| msxlmc791 | 3500/+0.5 | a0.10 Oliv90 AlOx10 Fe30 | 57028 | 5.232e-01 | 3.02e-07 | 1 | 1000 | 0 | 2.00 | 0 | 13 | 255 |
| msxlmc870 | 3500/+0.5 | a0.10 Oliv80 AlOx20 Fe30 | 93934 | 6.946e-01 | 5.39e-07 | 1 | 1000 | 0 | 2.00 | 0 | 13 | 588 |
| msxlmc891 | 3400/+0.0 | a0.20 Oliv80 AlOx20 Fe30 | 230799 | 7.067e-01 | 5.22e-07 | 1 | 971 | 1 | 2.00 | 0 | 13 | 279 |
| mh6 | 3300/+0.5 | a0.10 Oliv70 AlOx30 Fe30 | 97733 | 4.034e-01 | 4.28e-07 | 1 | 874 | 1 | 2.00 | 0 | 13 | 35 |
| w60a72 | 2500/+0.0 | a0.10 Oliv100 AlOx0 Fe10 | 136080 | 7.252e+00 | 1.21e-05 | 1 | 793 | 1 | 2.00 | 0 | 13 | 1009 |
| w60a78 | 3600/+0.5 | a0.20 Oliv50 AlOx50 Fe30 | 204913 | 1.769e-01 | 1.30e-07 | 1 | 1000 | 0 | 2.00 | 0 | 13 | 159 |
| w60a81 | 3500/+0.0 | a0.50 Oliv80 AlOx20 Fe30 | 126061 | 1.955e-01 | 2.75e-07 | 1 | 753 | 1 | 2.00 | 0 | 13 | 111 |
| msxlmc897 | 3400/+0.0 | a0.20 Oliv80 AlOx20 Fe30 | 208803 | 3.034e-01 | 2.15e-07 | 1 | 954 | 1 | 2.00 | 0 | 13 | 587 |
| msxlmc939 | 3600/+0.0 | a0.10 Oliv100 AlOx0 Fe30 | 76121 | 1.439e+00 | 1.63e-06 | 1 | 800 | 0 | 2.00 | 0 | 13 | 188 |
| lmc175464 | 3500/+0.5 | a0.10 Oliv70 AlOx30 Fe30 | 107680 | 2.045e-01 | 1.73e-07 | 1 | 1000 | 0 | 2.00 | 0 | 10 | 1224 |
| hv1017 | 3600/+0.5 | a0.50 Oliv90 AlOx10 Fe30 | 90016 | 7.347e-01 | 8.56e-07 | 1 | 788 | 1 | 2.00 | 0 | 13 | 103 |
| lmc175746 | 3600/+0.5 | a0.10 Oliv70 AlOx30 Fe30 | 72328 | 4.048e-01 | 2.91e-07 | 1 | 1000 | 0 | 2.00 | 0 | 13 | 679 |
| hv2778 | 3700/+0.5 | a0.10 Oliv100 AlOx0 Fe30 | 124584 | 3.855e-01 | 3.34e-07 | 1 | 1000 | 0 | 2.00 | 0 | 13 | 345 |
| w61_6-24 | 3900/+0.5 | a0.50 Oliv70 AlOx30 Fe30 | 58746 | 5.544e-02 | 3.13e-08 | 1 | 967 | 1 | 2.00 | 0 | 13 | 267 |
| lmc177150 | 3600/+0.5 | a0.20 Oliv70 AlOx30 Fe30 | 53682 | 8.597e-02 | 5.60e-08 | 1 | 755 | 1 | 2.00 | 0 | 10 | 59 |
| ngc2100robb4 | 3900/+0.5 | a0.20 Oliv60 AlOx40 Fe30 | 61000 | 1.339e-01 | 5.50e-08 | 1 | 1000 | 0 | 2.00 | 0 | 13 | 724 |
| 2massj054206 | 3400/+0.0 | a0.50 Oliv70 AlOx30 Fe30 | 45847 | 2.114e-01 | 8.96e-08 | 1 | 1000 | 0 | 2.00 | 0 | 13 | 279 |
| w61_6-57 | 3600/+0.5 | a0.50 Oliv60 AlOx40 Fe30 | 50340 | 1.657e-01 | 7.66e-08 | 1 | 1000 | 0 | 2.00 | 0 | 13 | 65 |
| lmc177997 | 3600/+0.5 | a0.10 Oliv80 AlOx20 Fe30 | 102937 | 1.685e-01 | 1.38e-07 | 1 | 1000 | 0 | 2.00 | 0 | 10 | 414 |
| hv2834 | 3300/+0.5 | a0.10 Oliv70 AlOx30 Fe30 | 167638 | 2.135e-01 | 2.15e-07 | 1 | 1000 | 0 | 2.00 | 0 | 13 | 1717 |
| hv11223 | 3500/+0.0 | a0.10 Oliv70 AlOx30 Fe30 | 28195 | 1.000e-02 | 2.87e-09 | 0 | 1196 | 1 | 2.00 | 0 | 13 | 141 |
| hv1366 | 3400/+0.0 | a0.20 Oliv60 AlOx40 Fe30 | 9881 | 3.624e-02 | 5.26e-09 | 1 | 1000 | 0 | 2.00 | 0 | 13 | 464 |
| msxsmc024 | 3200/+0.0 | a0.10 Oliv60 AlOx40 Fe30 | 54731 | 4.366e-01 | 2.60e-07 | 1 | 1000 | 0 | 2.00 | 0 | 13 | 545 |
| j004444 | 3600/+0.0 | a0.10 Oliv100 AlOx0 Fe30 | 33872 | 2.228e-02 | 9.56e-09 | 1 | 1000 | 0 | 2.00 | 0 | 10 | 22 |
| msxsmc018 | 2500/+0.0 | a0.20 Oliv100 AlOx0 Fe10 | 28032 | 1.631e+01 | 3.99e-06 | 1 | 1041 | 1 | 2.00 | 0 | 13 | 426 |
| bfm1 | 3200/+0.5 | a0.10 Oliv40 AlOx60 Fe30 | 11687 | 3.253e-02 | 9.83e-09 | 1 | 1000 | 0 | 2.00 | 0 | 13 | 397 |
| msxsmc055 | 2500/+0.0 | a0.50 Oliv90 AlOx10 Fe30 | 85352 | 5.320e+00 | 4.51e-06 | 1 | 953 | 1 | 2.00 | 0 | 13 | 447 |
| msxsmc134 | 3700/+0.5 | a0.10 Oliv100 AlOx0 Fe30 | 7790 | 2.508e+00 | 1.10e-06 | 1 | 756 | 1 | 2.00 | 0 | 13 | 185 |
| hv11303 | 3500/+0.0 | a0.10 Oliv50 AlOx50 Fe30 | 35125 | 9.838e-03 | 5.12e-09 | 1 | 1000 | 0 | 2.00 | 0 | 13 | 128 |
| bmbb75 | 3900/+0.5 | a0.10 Oliv90 AlOx10 Fe30 | 21370 | 1.076e+00 | 4.89e-07 | 1 | 948 | 1 | 2.00 | 0 | 5 | 467 |
| hv11329 | 3500/+0.0 | a0.20 Oliv60 AlOx40 Fe30 | 29546 | 2.059e-02 | 5.30e-09 | 1 | 1000 | 0 | 2.00 | 0 | 13 | 97 |
| msxsmc000 | 2500/+0.0 | a0.10 Oliv40 AlOx60 Fe30 | 25196 | 1.535e-02 | 6.64e-09 | 1 | 1000 | 0 | 2.00 | 0 | 13 | 273 |
| hv838 | 3400/+0.0 | a0.20 Oliv60 AlOx40 Fe30 | 106791 | 1.000e-02 | 5.85e-09 | 0 | 939 | 1 | 2.00 | 0 | 13 | 2717 |
| hv11366 | 3500/+0.0 | a0.20 Oliv70 AlOx30 Fe30 | 28519 | 1.000e-02 | 2.42e-09 | 0 | 1000 | 0 | 2.00 | 0 | 13 | 224 |
| hv12149 | 3200/+0.5 | a0.20 Oliv95 AlOx5 Fe30 | 55609 | 2.759e-01 | 8.08e-08 | 1 | 1000 | 0 | 2.00 | 0 | 13 | 608 |
| msxsmc181 | 3200/+0.5 | a0.50 Oliv90 AlOx10 Fe30 | 42726 | 1.737e+00 | 5.22e-07 | 1 | 1220 | 1 | 2.00 | 0 | 13 | 889 |
| hv1963 | 3400/+0.0 | a0.10 Oliv50 AlOx50 Fe30 | 44814 | 1.051e-02 | 6.08e-09 | 1 | 1000 | 0 | 2.00 | 0 | 13 | 84 |
| irasF01066 | 3000/+0.5 | a0.20 Oliv90 AlOx10 Fe30 | 18121 | 1.313e+00 | 4.14e-07 | 1 | 775 | 1 | 2.00 | 0 | 10 | 343 |
| hv12956 | 3500/+0.0 | a0.10 Oliv90 AlOx10 Forst15 Fe30 | 24353 | 2.499e+00 | 6.58e-07 | 1 | 800 | 0 | 1.49 | 1 | 13 | 515 |
| ngc1651sageirs1 | 3400/+0.5 | a0.20 Oliv40 AlOx60 Fe30 | 5894 | 7.144e-02 | 8.88e-09 | 1 | 1000 | 0 | 2.00 | 0 | 13 | 57 |
| iras04407 | 4250/+0.0 | a0.20 Oliv80 AlOx20 Fe30 | 40466 | 1.136e+01 | 2.74e-06 | 1 | 1074 | 1 | 1.68 | 1 | 13 | 1006 |
| iras04498 | 2800/+0.0 | a0.20 Oliv80 AlOx20 Fe30 | 71579 | 4.772e+00 | 2.63e-06 | 1 | 851 | 1 | 2.00 | 0 | 13 | 325 |
| iras04509 | 2700/+0.0 | a0.20 Oliv95 AlOx5 Fe10 | 67477 | 9.269e+00 | 4.55e-06 | 1 | 902 | 1 | 2.00 | 0 | 13 | 790 |
| sagemcj045128 | 3700/+0.5 | a0.50 Oliv70 AlOx30 Fe30 | 1660 | 2.581e+00 | 2.71e-07 | 1 | 1000 | 0 | 2.00 | 0 | 9 | 393 |
| iras04516 | 3200/+0.5 | a0.20 Oliv90 AlOx10 Fe10 | 60616 | 1.130e+01 | 3.27e-06 | 1 | 1161 | 1 | 2.00 | 0 | 13 | 824 |
| sagemcj045309 | 3400/+0.0 | a0.20 Oliv40 AlOx60 Fe1 | 5545 | 1.000e-04 | 1.39e-11 | 0 | 1000 | 0 | 2.00 | 0 | 13 | 189 |
| iras04545 | 2500/+0.0 | a0.10 Oliv95 AlOx5 Fe10 | 24930 | 2.953e+01 | 2.23e-05 | 1 | 847 | 1 | 2.00 | 0 | 13 | 2761 |
| sagemcj045623 | 4000/+0.0 | a0.20 Oliv70 AlOx30 Fe30 | 7524 | 3.945e-01 | 5.63e-08 | 1 | 1000 | 0 | 2.00 | 0 | 13 | 125 |
| iras05003 | 3600/+0.5 | a0.10 Oliv100 AlOx0 Fe10 | 17860 | 1.049e+01 | 4.52e-06 | 1 | 1030 | 1 | 2.00 | 0 | 9 | 264 |
| msxlmc61 | 3300/+0.5 | a0.50 Oliv100 AlOx0 Fe30 | 14409 | 2.179e+00 | 6.23e-07 | 1 | 1003 | 1 | 2.00 | 0 | 13 | 1066 |
| hv2310 | 2900/+0.0 | a0.10 Oliv60 AlOx40 Fe30 | 34359 | 9.705e-02 | 4.43e-08 | 1 | 1000 | 0 | 2.00 | 0 | 13 | 30984 |
| sagemcj050759 | 3900/+0.0 | a0.10 Oliv70 AlOx30 Fe30 | 3257 | 1.078e+00 | 1.48e-07 | 1 | 1000 | 0 | 1.82 | 1 | 5 | 143 |
| bmbbw180 | 3500/+0.5 | a0.20 Oliv40 AlOx60 Fe30 | 10134 | 8.380e-03 | 1.39e-09 | 1 | 1000 | 0 | 2.00 | 0 | 13 | 137 |

Table B.2. Fit results of the M star sample: continued

| Identifier | $T_{\text{eff}} / \log g$ (K/-) | grain size/type | L (L_{\odot}) | $\tau_{0.5}$ | \dot{M} ($M_{\odot} \text{ yr}^{-1}$) | f | T_c (K) | f | p | f | R_{out} ($\cdot 10^3$) | χ^2 |
|----------------|------------------------------------|----------------------------------|------------------------|--------------|--|-----|--------------|-----|------|-----|--------------------------------------|----------|
| sagemcj051059 | 3400/+0.0 | a0.50 Oliv80 AlOx20 Fe30 | 17955 | 2.420e-01 | 8.72e-08 | 1 | 881 | 1 | 2.00 | 0 | 13 | 36 |
| sagemcj051213 | 3400/+0.5 | a0.10 Oliv90 AlOx10 Fe10 | 6294 | 2.034e-01 | 7.12e-08 | 1 | 801 | 1 | 2.00 | 0 | 13 | 122 |
| iras05128 | 2500/+0.0 | a0.20 Oliv95 AlOx5 Fe10 | 18869 | 2.490e+01 | 4.38e-06 | 1 | 1129 | 1 | 2.00 | 0 | 13 | 1281 |
| sagemcj051339 | 3500/+0.0 | a0.20 Oliv70 AlOx30 Fe30 | 5605 | 1.597e-01 | 1.72e-08 | 1 | 1000 | 0 | 2.00 | 0 | 13 | 65 |
| ngc1866robb136 | 3500/+0.0 | a0.10 Oliv40 AlOx60 Fe30 | 13066 | 3.000e-03 | 9.99e-10 | 0 | 1000 | 0 | 2.00 | 0 | 13 | 341 |
| sagemcj051412 | 3500/+0.0 | a0.20 Oliv80 AlOx20 Fe10 | 4925 | 1.802e-01 | 1.89e-08 | 1 | 1000 | 0 | 2.00 | 0 | 13 | 55 |
| sagemcj051526 | 3400/+0.0 | a0.10 Oliv60 AlOx40 Fe30 | 6687 | 3.000e-03 | 1.10e-09 | 0 | 760 | 1 | 2.00 | 0 | 13 | 316 |
| sagemcj051612 | 3400/+0.0 | a0.50 Oliv60 AlOx40 Fe30 | 5022 | 1.769e-01 | 1.59e-08 | 1 | 1200 | 0 | 2.00 | 0 | 13 | 16 |
| sagemcj051747 | 3500/+0.0 | a0.10 Oliv100 AlOx0 Fe10 | 2032 | 6.142e-01 | 5.43e-08 | 1 | 1157 | 1 | 2.00 | 0 | 13 | 53 |
| hvj5715 | 3400/+0.0 | a0.20 Oliv80 AlOx20 Fe50 | 28173 | 2.194e-01 | 4.91e-08 | 1 | 1000 | 0 | 2.00 | 0 | 13 | 26 |
| sagemcj052014 | 3500/+0.0 | a0.50 Oliv50 AlOx50 Fe30 | 5158 | 8.028e-02 | 1.14e-08 | 1 | 1000 | 0 | 2.00 | 0 | 13 | 56 |
| sagemcj052051 | 3500/+0.5 | a0.20 Oliv90 AlOx10 Fe30 | 4827 | 3.926e-01 | 3.79e-08 | 1 | 1012 | 1 | 2.00 | 0 | 13 | 125 |
| sagemcj052101 | 3500/+0.5 | a0.50 Oliv100 AlOx0 Fe10 | 9679 | 3.267e-01 | 7.90e-08 | 1 | 1000 | 0 | 2.00 | 0 | 13 | 290 |
| sagemcj052206 | 3600/+0.5 | a0.20 Oliv90 AlOx10 Fe10 | 4123 | 1.300e+00 | 8.92e-08 | 1 | 1191 | 1 | 2.00 | 0 | 13 | 172 |
| shv0523185 | 3400/+0.5 | a0.10 Oliv100 AlOx0 Fe30 | 2946 | 3.948e-01 | 3.86e-08 | 1 | 1099 | 1 | 2.00 | 0 | 13 | 29 |
| hvj12793 | 3600/+0.5 | a0.20 Oliv100 AlOx0 Fe10 | 98278 | 1.396e+00 | 6.88e-07 | 1 | 1000 | 0 | 2.00 | 0 | 13 | 771 |
| iras05246 | 3900/+0.0 | a0.10 Oliv70 AlOx60 Fe30 | 9430 | 3.114e+01 | 2.92e-05 | 1 | 819 | 1 | 2.26 | 1 | 13 | 116 |
| hvj5810 | 3400/+0.0 | a0.10 Oliv40 AlOx60 Fe30 | 21390 | 6.560e-03 | 2.73e-09 | 1 | 1000 | 0 | 2.00 | 0 | 13 | 21257 |
| ogle052620 | 3400/+0.0 | a0.10 Oliv90 AlOx10 Fe30 | 5499 | 1.543e-01 | 5.06e-08 | 1 | 750 | 0 | 2.00 | 0 | 13 | 148 |
| wbp77 | 3500/+0.0 | a0.10 Oliv50 AlOx50 Fe30 | 5141 | 4.938e-02 | 9.83e-09 | 1 | 1000 | 0 | 2.00 | 0 | 26 | 282 |
| hvj2572 | 3200/+0.5 | a0.50 Oliv80 AlOx20 Fe30 | 55495 | 1.777e-01 | 8.10e-08 | 1 | 1000 | 0 | 2.00 | 0 | 13 | 277 |
| msxlmc642 | 3900/+0.5 | a0.20 Oliv100 AlOx0 Fe10 | 32436 | 1.221e+01 | 5.07e-06 | 1 | 976 | 1 | 2.00 | 0 | 13 | 260 |
| hvj2575 | 3200/+0.5 | a0.20 Oliv40 AlOx60 Fe30 | 14519 | 3.000e-02 | 4.47e-09 | 0 | 1104 | 1 | 2.00 | 0 | 13 | 17871 |
| hvj2578 | 3100/+0.5 | a0.50 Oliv70 AlOx30 Fe30 | 54013 | 1.936e-01 | 8.62e-08 | 1 | 1000 | 0 | 2.00 | 0 | 13 | 5433 |
| iras05298 | 3500/-0.5 | a0.10 Oliv90 AlOx10 Fe10 | 37608 | 2.518e+01 | 1.43e-05 | 1 | 1070 | 1 | 1.93 | 1 | 9 | 221 |
| shv0530472 | 3400/+0.0 | a0.10 Oliv40 AlOx60 Fe30 | 7645 | 1.000e-04 | 2.49e-11 | 0 | 1000 | 0 | 2.00 | 0 | 13 | 1264 |
| sagemcj053128 | 3600/+0.5 | a0.10 Oliv90 AlOx10 Forst5 Fe30 | 6975 | 1.693e+00 | 3.53e-07 | 1 | 992 | 1 | 2.00 | 0 | 13 | 145 |
| sagemcj053206 | 3400/+0.0 | a0.10 Oliv40 AlOx60 Fe30 | 8585 | 2.000e-02 | 4.37e-09 | 0 | 1082 | 1 | 2.00 | 0 | 13 | 173 |
| msxlmc807 | 4750/+0.0 | a0.10 Oliv100 AlOx0 Fe10 | 22209 | 1.929e+01 | 1.15e-05 | 1 | 1091 | 1 | 2.00 | 0 | 9 | 222 |
| iras05329 | 3500/+0.5 | a0.10 Oliv100 AlOx0 Fe10 | 46490 | 4.106e+01 | 5.15e-05 | 1 | 1010 | 1 | 2.50 | 1 | 9 | 3928 |
| hvj12620 | 3400/+0.0 | a0.20 Oliv70 AlOx30 Fe30 | 16786 | 3.000e-02 | 4.61e-09 | 0 | 1067 | 1 | 2.00 | 0 | 13 | 938 |
| sagemcj053343b | 3500/+0.0 | a0.10 Oliv40 AlOx60 Fe30 | 18363 | 1.815e-02 | 7.17e-09 | 1 | 1000 | 0 | 2.00 | 0 | 13 | 89 |
| sagemcj053343a | 3400/+0.0 | a0.20 Oliv60 AlOx40 Fe30 | 11596 | 6.993e-02 | 2.36e-08 | 1 | 928 | 1 | 2.00 | 0 | 13 | 72 |
| sagemcj053548 | 3400/+0.0 | a0.50 Oliv70 AlOx30 Fe30 | 6047 | 9.236e-02 | 2.72e-08 | 1 | 750 | 0 | 2.00 | 0 | 13 | 109 |
| sagemcj053655 | 3300/+0.5 | a0.10 Oliv80 AlOx20 Fe10 | 4808 | 2.894e-01 | 6.12e-08 | 1 | 1096 | 1 | 2.00 | 0 | 13 | 211 |
| iras05402 | 4500/+0.0 | a0.10 Oliv95 AlOx5 Fe10 | 50040 | 1.870e+01 | 2.04e-05 | 1 | 985 | 1 | 2.00 | 0 | 13 | 436 |
| wohg449 | 3700/+0.5 | a0.10 Oliv100 AlOx0 Fe30 | 6570 | 1.584e-01 | 4.79e-08 | 1 | 840 | 1 | 2.00 | 0 | 13 | 78 |
| msxlmc947 | 2800/+0.0 | a0.50 Oliv95 AlOx5 Fe10 | 61075 | 6.219e-01 | 3.59e-07 | 1 | 1000 | 0 | 2.00 | 0 | 13 | 758 |
| sagemcj054114 | 3800/+0.5 | a0.50 Oliv70 AlOx30 Fe30 | 3751 | 7.385e-01 | 1.04e-07 | 1 | 1000 | 0 | 2.00 | 0 | 13 | 155 |
| wohg494 | 3400/+0.0 | a0.20 Oliv60 AlOx40 Fe30 | 23677 | 3.000e-02 | 6.04e-09 | 0 | 1048 | 1 | 2.00 | 0 | 13 | 239 |
| sagemcj054254 | 3200/+0.5 | a0.20 Oliv70 AlOx30 Fe10 | 10370 | 1.040e-01 | 2.37e-08 | 1 | 797 | 1 | 2.00 | 0 | 13 | 205 |
| sagemcj054314 | 3400/+0.0 | a0.10 Oliv40 AlOx60 Fe30 | 16022 | 7.475e-03 | 2.69e-09 | 1 | 1000 | 0 | 2.00 | 0 | 13 | 52 |
| sagemcj054406 | 3300/+0.5 | a0.50 Oliv70 AlOx30 Fe30 | 31361 | 7.671e-02 | 4.86e-08 | 1 | 766 | 1 | 2.00 | 0 | 13 | 63 |
| sagemcj054440 | 3600/+0.5 | a0.10 Oliv100 AlOx0 Fe10 | 1586 | 9.791e-01 | 1.85e-07 | 1 | 800 | 0 | 2.00 | 0 | 13 | 864 |
| hvj12667 | 2800/+0.0 | a0.20 Oliv80 AlOx20 Fe30 | 42232 | 1.883e-01 | 9.63e-08 | 1 | 937 | 1 | 2.00 | 0 | 13 | 35346 |
| hvj12070 | 2700/+0.0 | a0.20 Oliv70 AlOx30 Fe30 | 44443 | 1.752e-01 | 3.61e-08 | 1 | 1133 | 1 | 2.00 | 0 | 13 | 907 |
| iras05545 | 3700/+0.0 | a0.10 Oliv60 AlOx40 Forst10 Fe30 | 11824 | 2.401e+00 | 2.51e-07 | 1 | 1200 | 0 | 1.58 | 1 | 13 | 747 |
| iras05558 | 3000/+0.5 | a0.20 Oliv90 AlOx10 Fe10 | 34173 | 1.876e+01 | 5.97e-06 | 1 | 1000 | 0 | 2.00 | 0 | 13 | 181 |
| sagemcj060053 | 3400/+0.5 | a0.10 Oliv70 AlOx30 Fe30 | 7895 | 7.219e-02 | 1.60e-08 | 1 | 1000 | 0 | 2.00 | 0 | 13 | 40 |

Notes. Column 1 lists the identifier. Column 2 lists the information on the model atmosphere that is used as T_{eff} (in K) / $\log g$. Column 3 indicates the grain size and type: The number after the a indicates the grain size in μm . Then follows the proportion of olivine (MgFeSiO_4), corundum, metallic iron, and sometimes forsterite. Column 4 lists the luminosity. Column 5 lists the dust optical depth at $0.5 \mu\text{m}$, and Column 6 lists the total mass-loss rate (assuming an expansion velocity of 10 km s^{-1} , and a dust-to-gas ratio of 0.005). Column 7 indicates if the optical depth was fitted ($f=1$, or fixed $f=0$). Column 8 lists the temperature at the inner dust radius, and Column 9 indicates if this temperature was fitted ($f=1$, or fixed $f=0$). Column 10 lists the slope of the density law, and Column 11 indicates if this temperature was fitted ($f=1$, or fixed $f=0$). Column 12 lists the outer radius in units of the inner dust radius. Column 13 lists the reduced χ^2 of the fit.

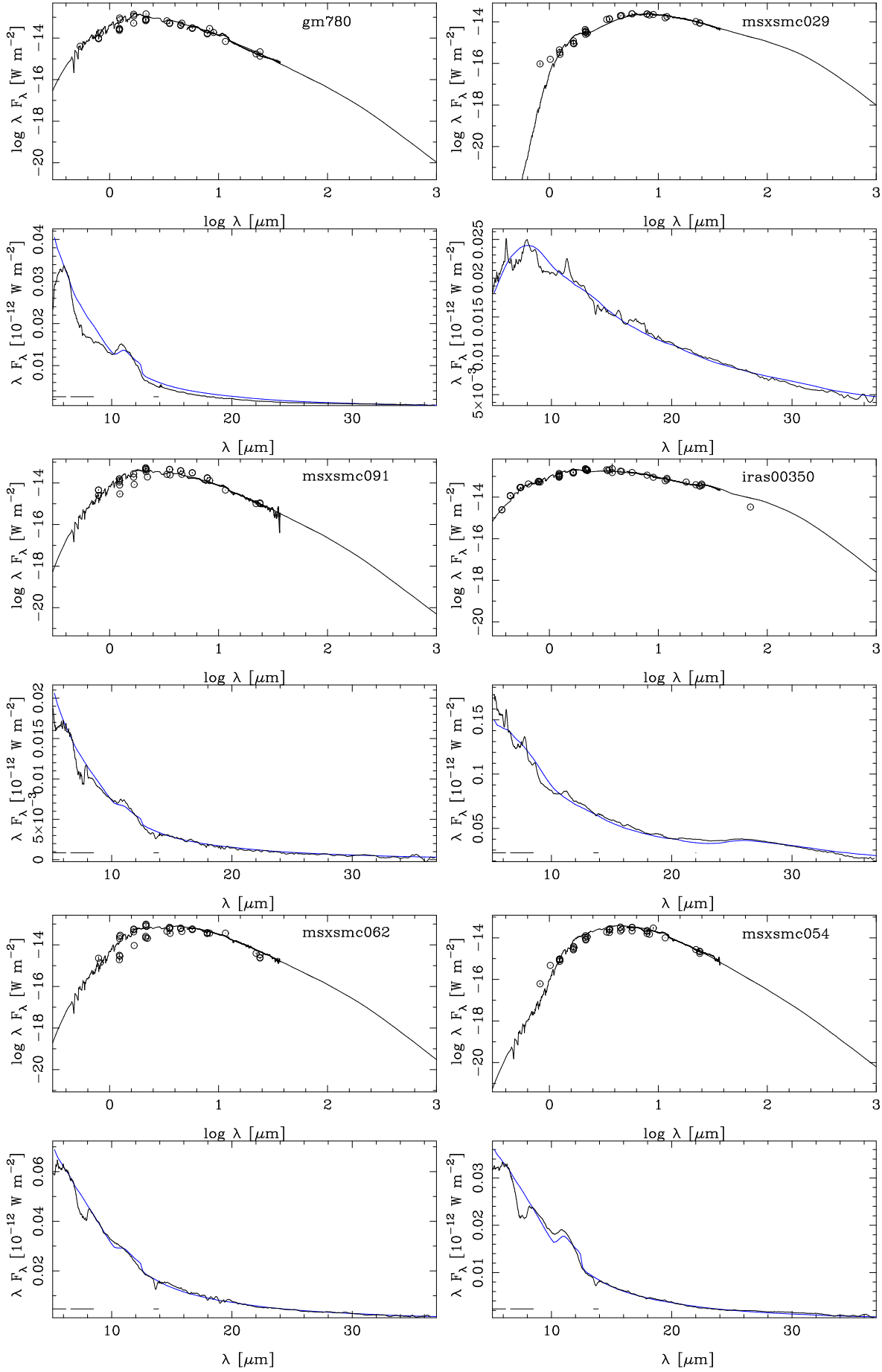
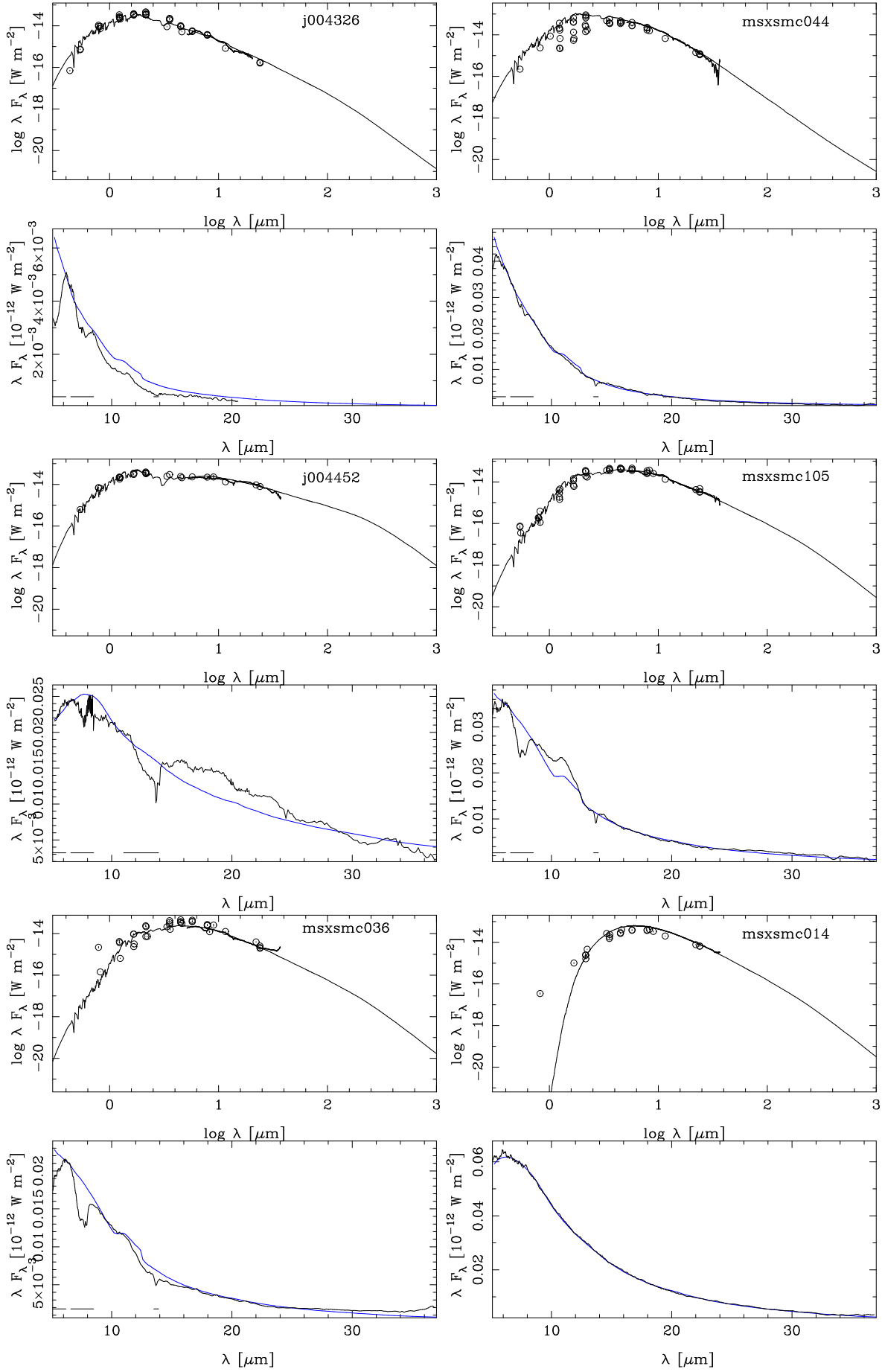
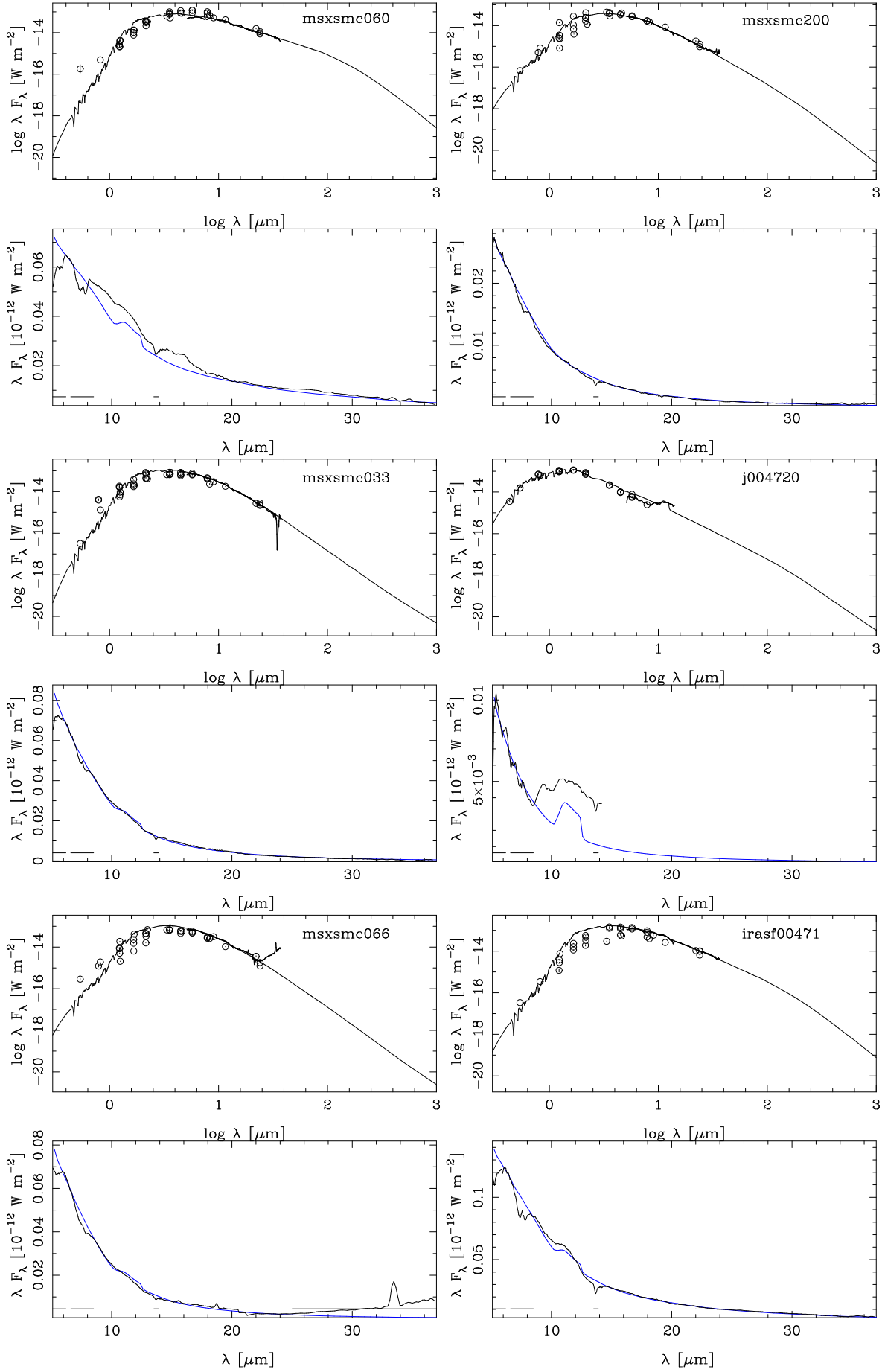
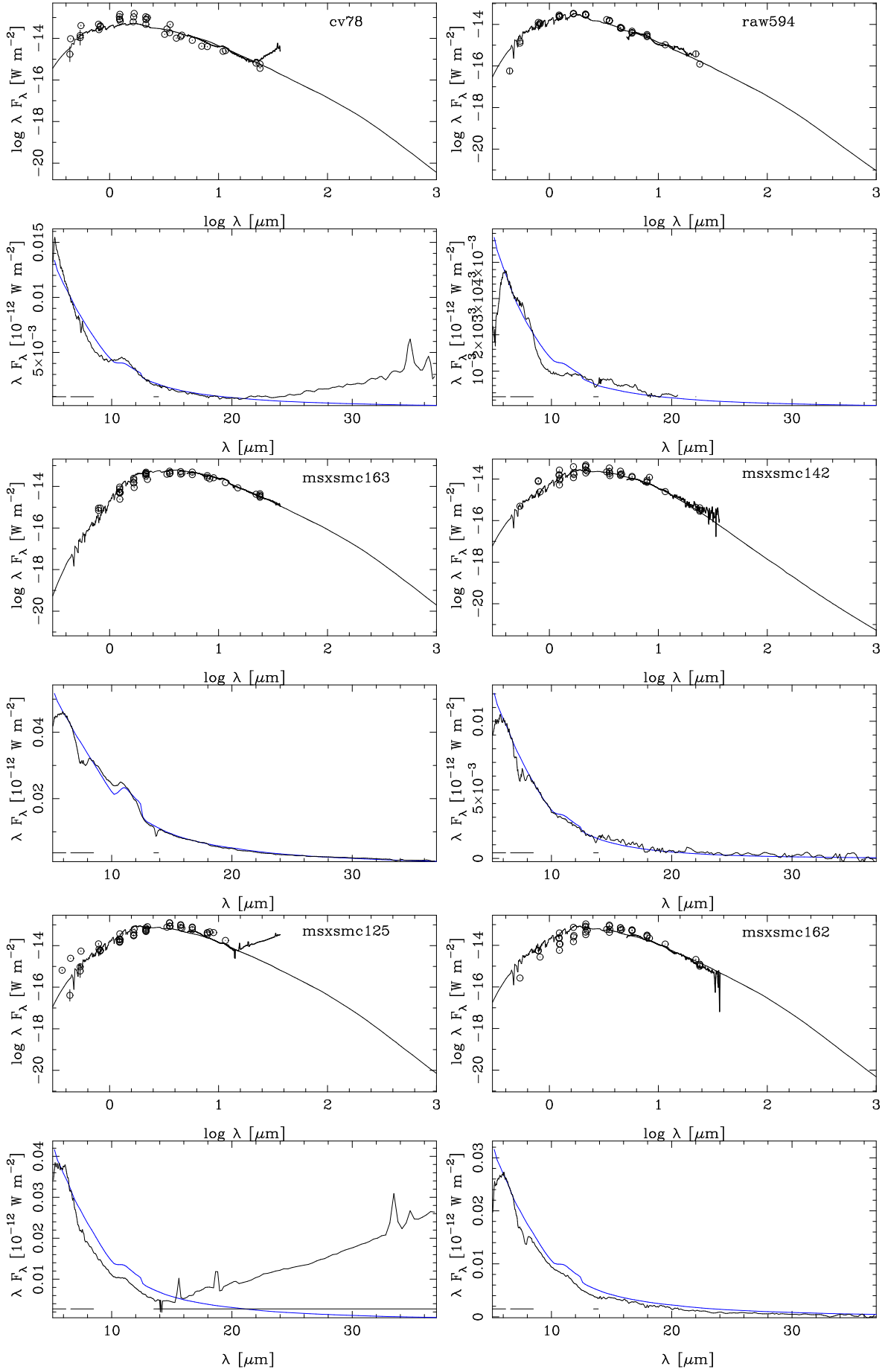
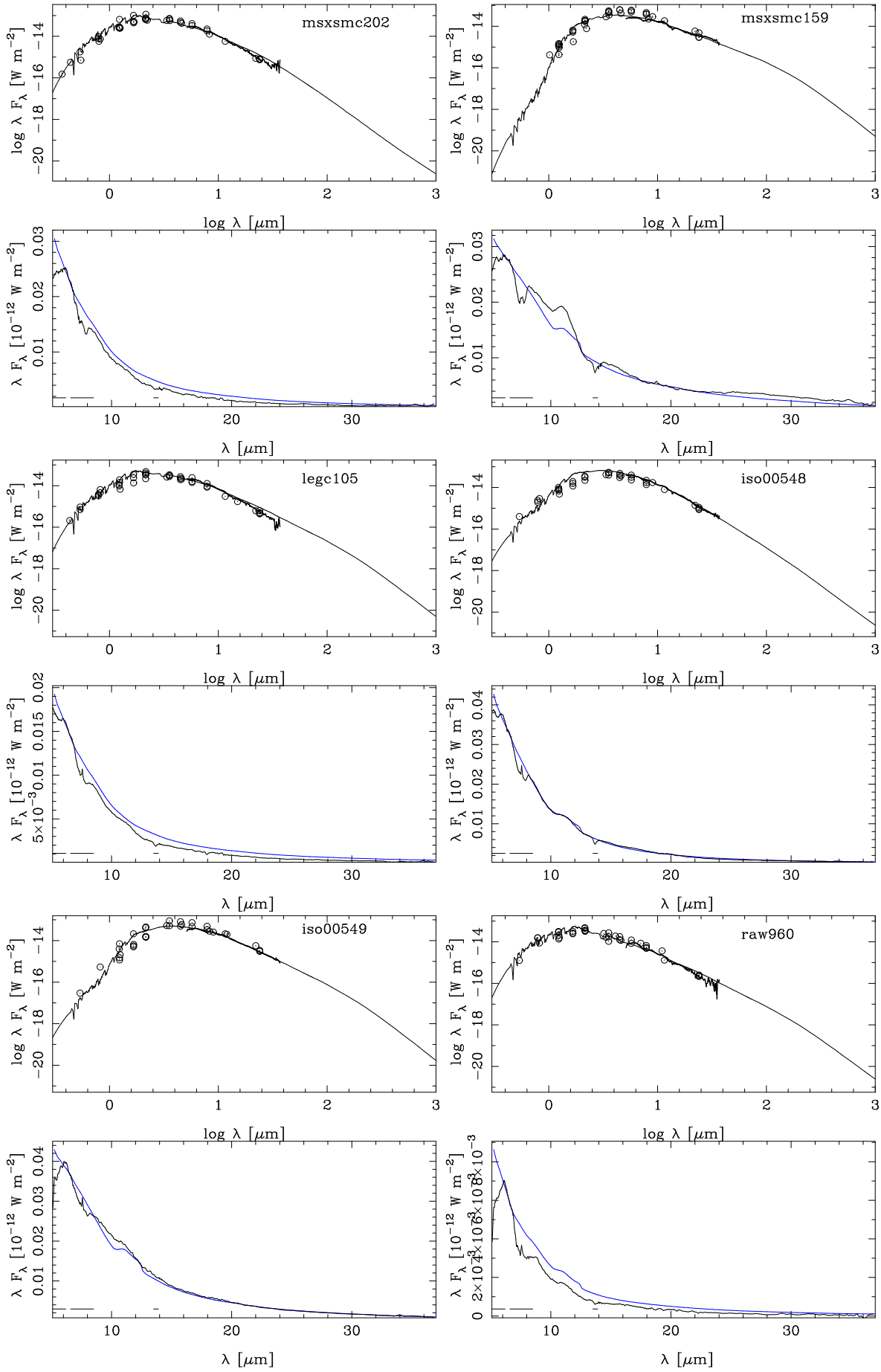


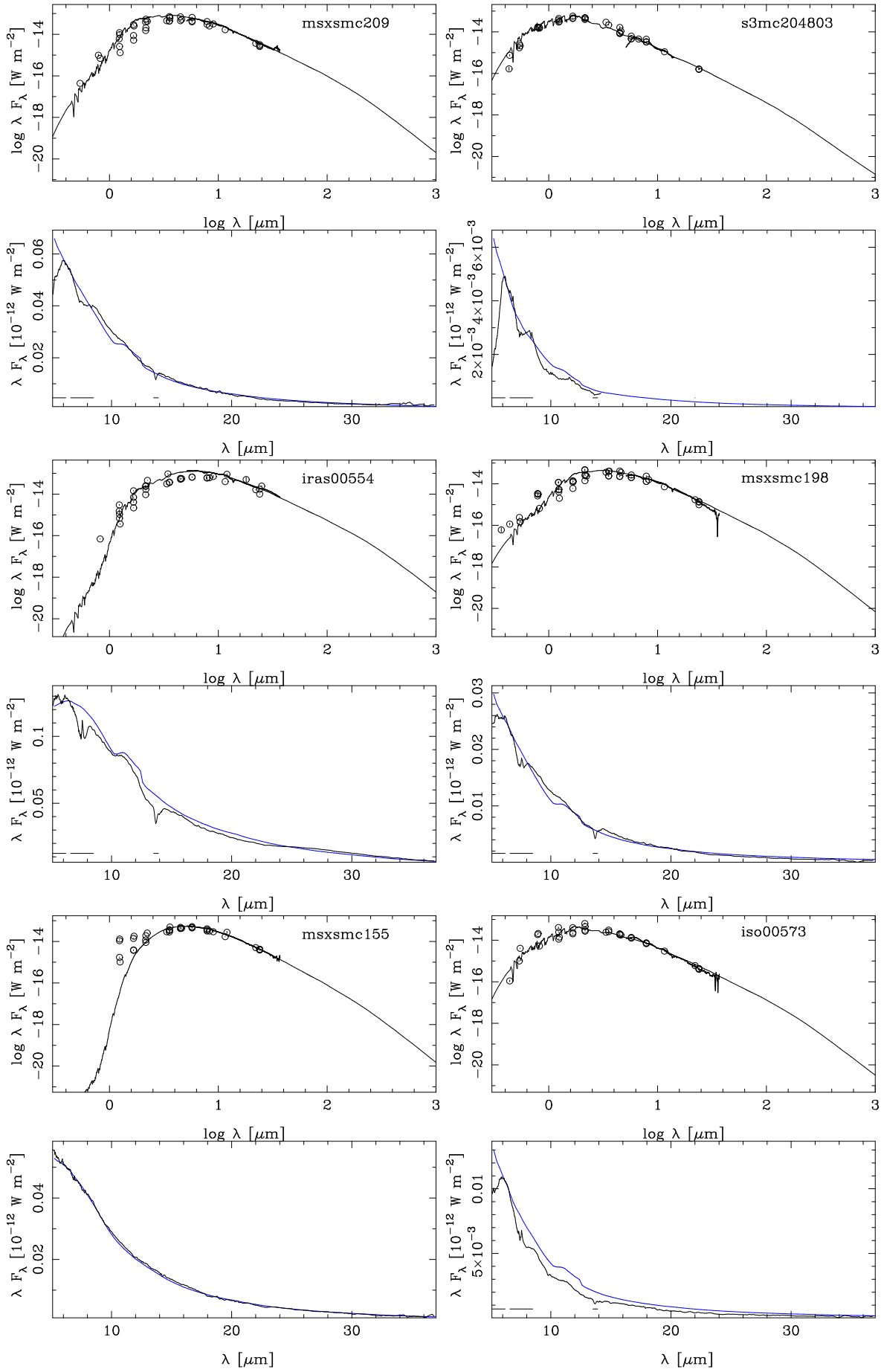
Fig. B.1.

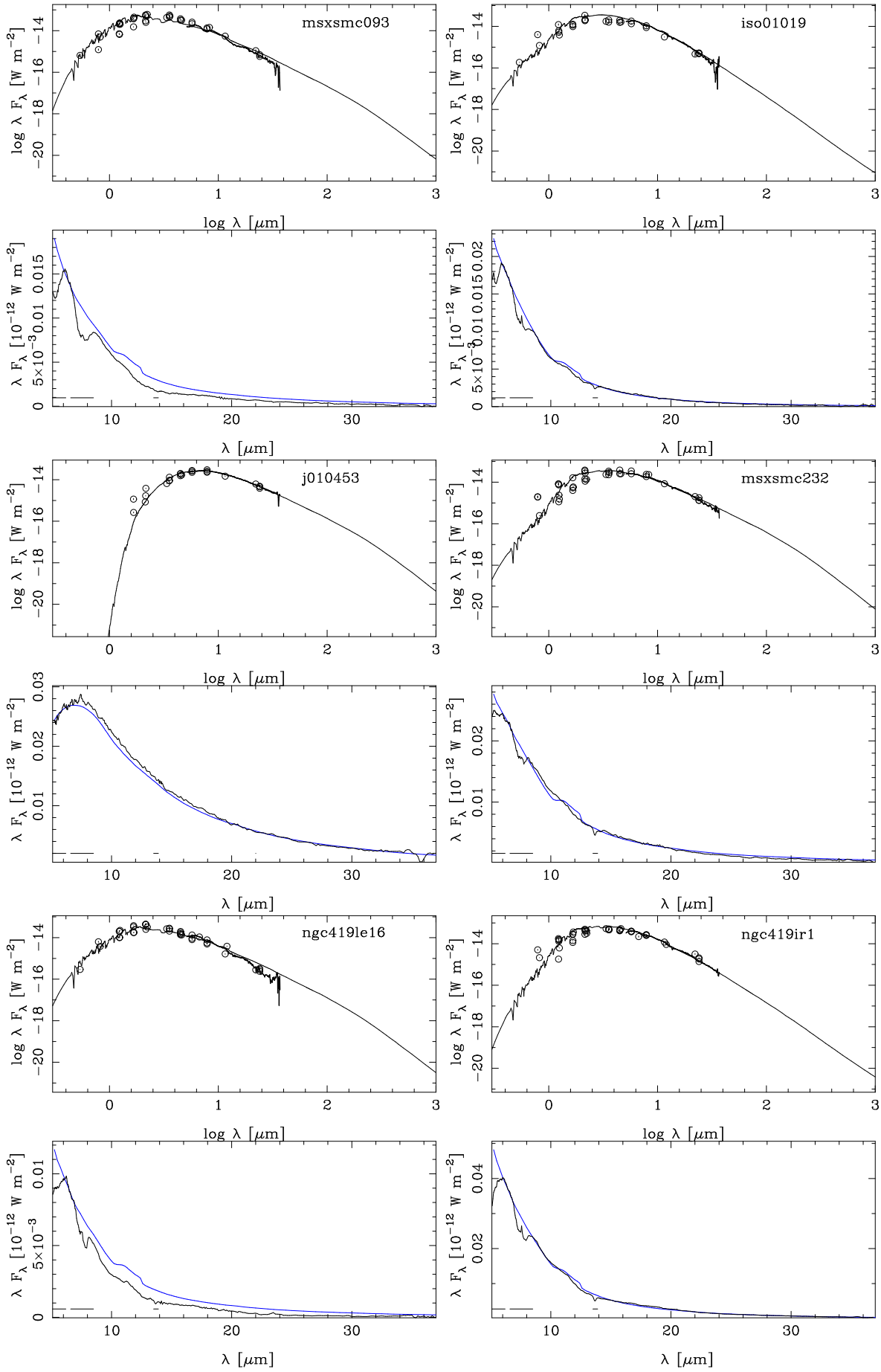


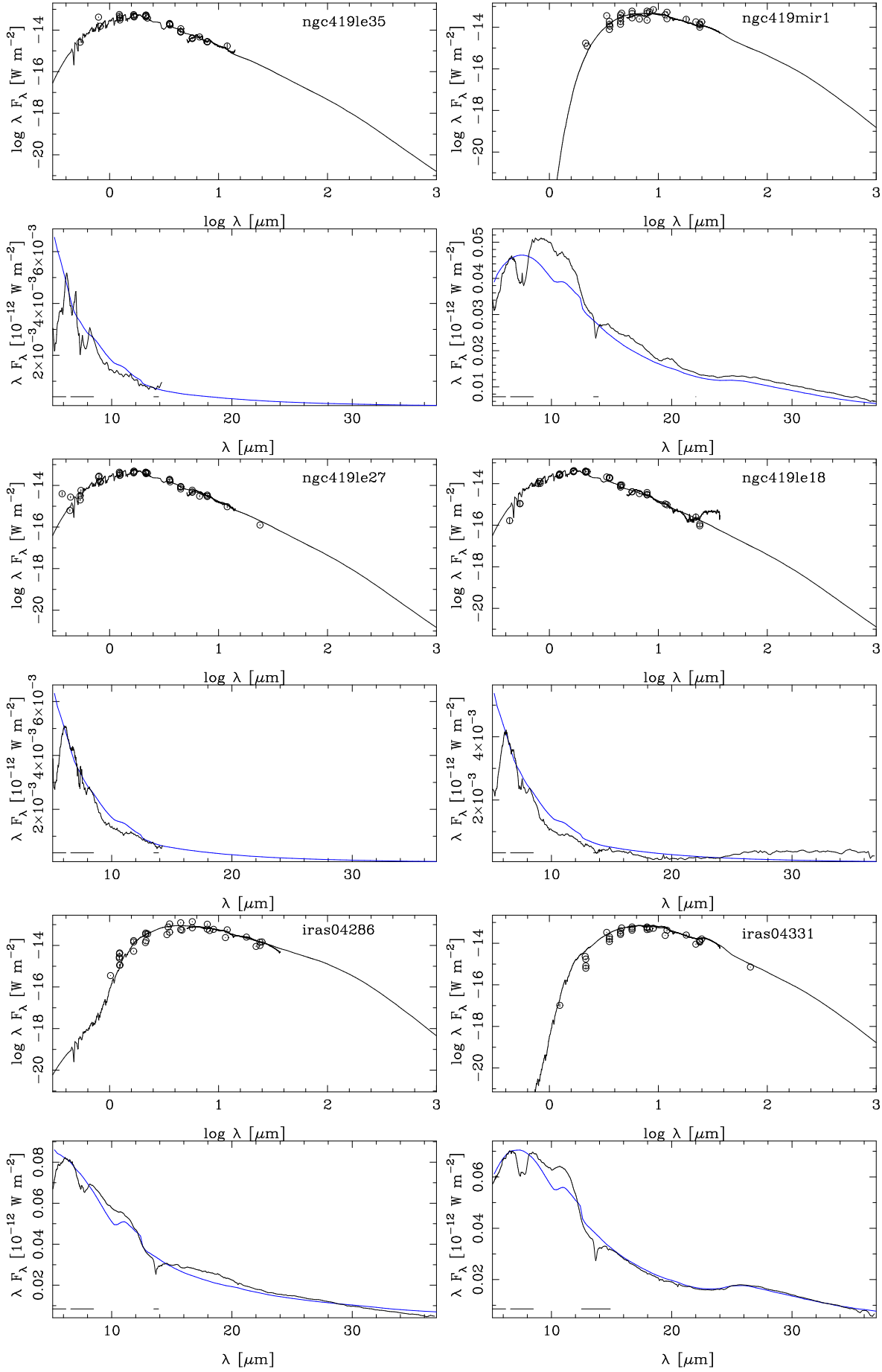


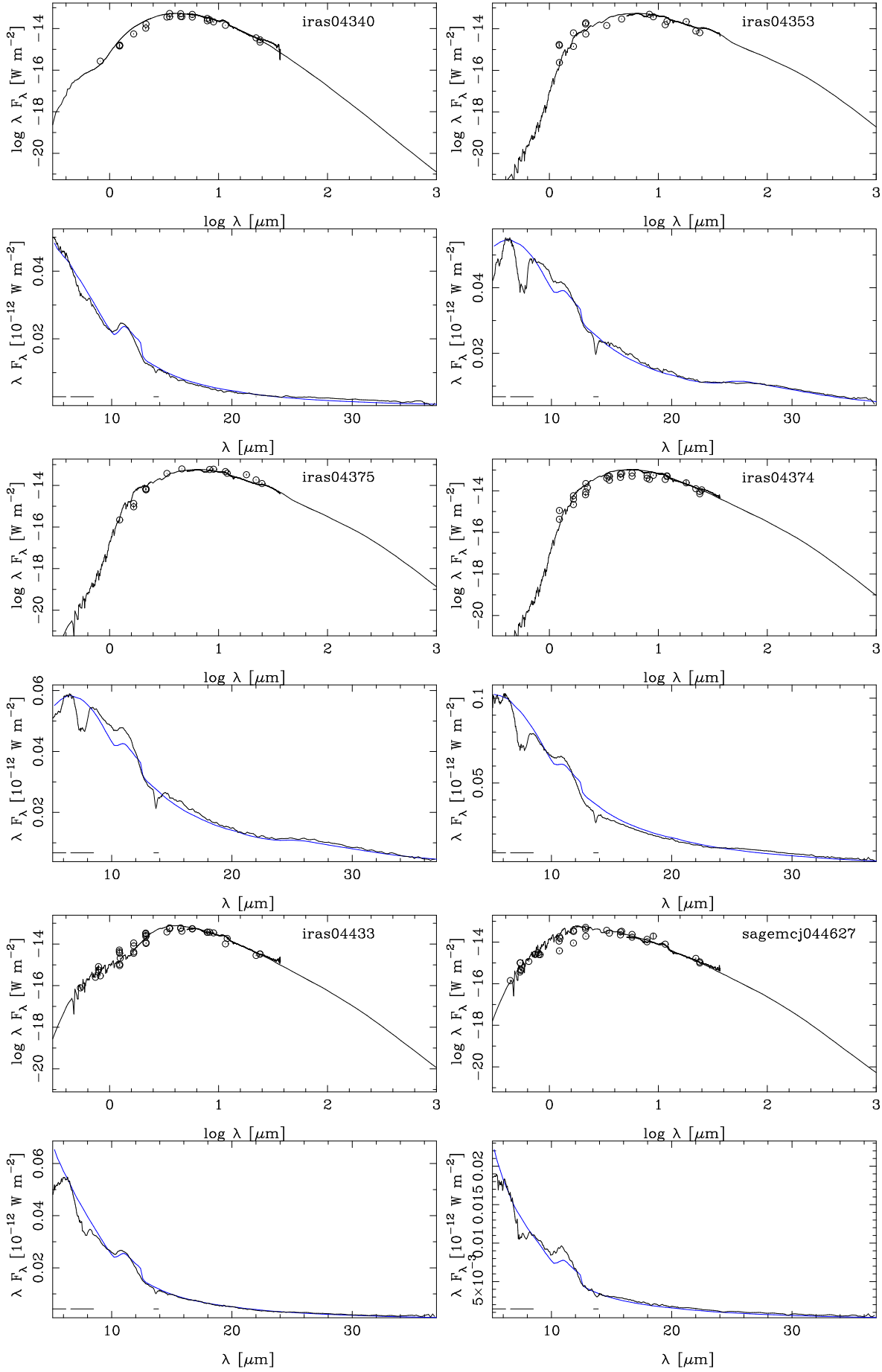


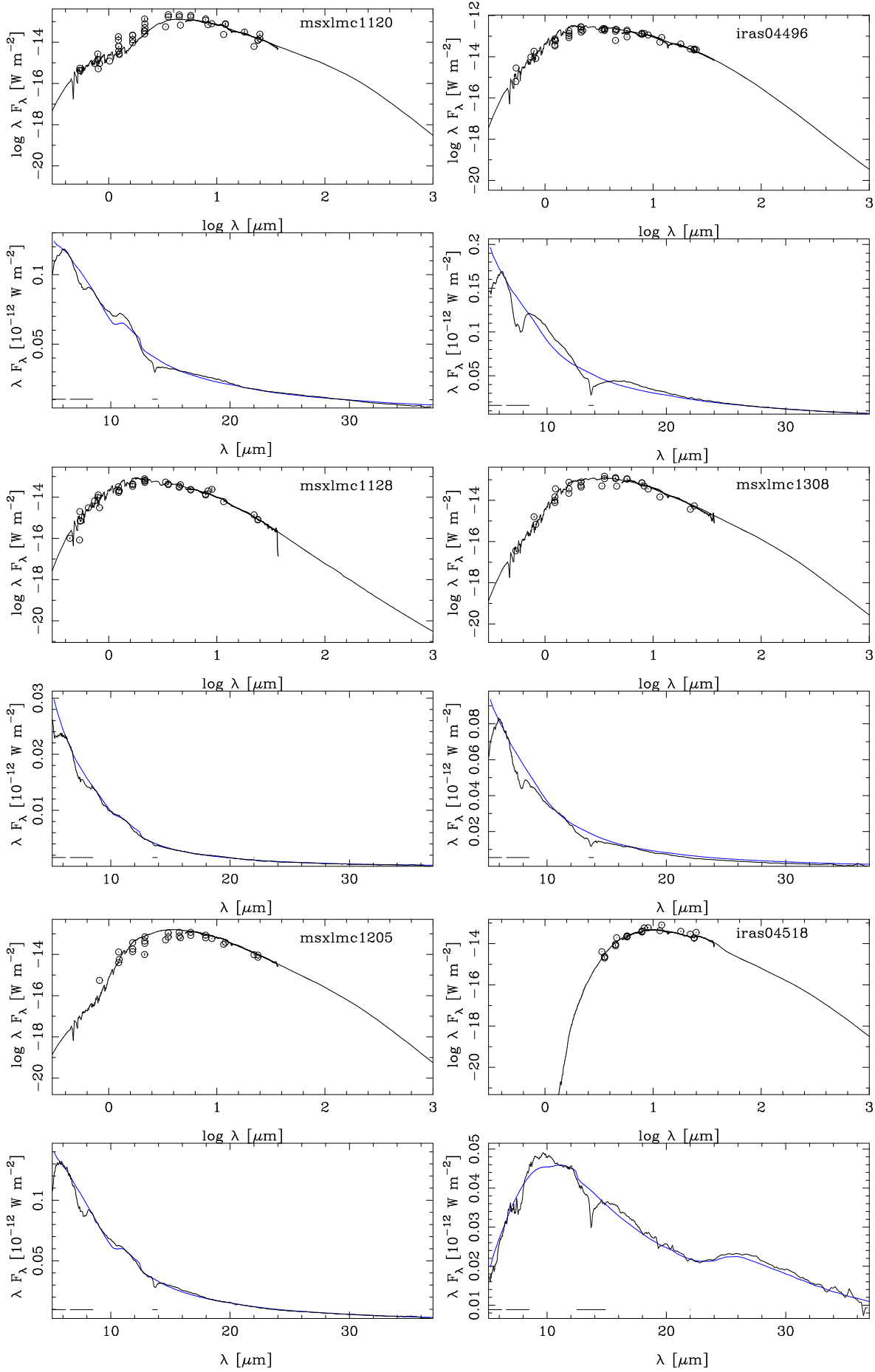


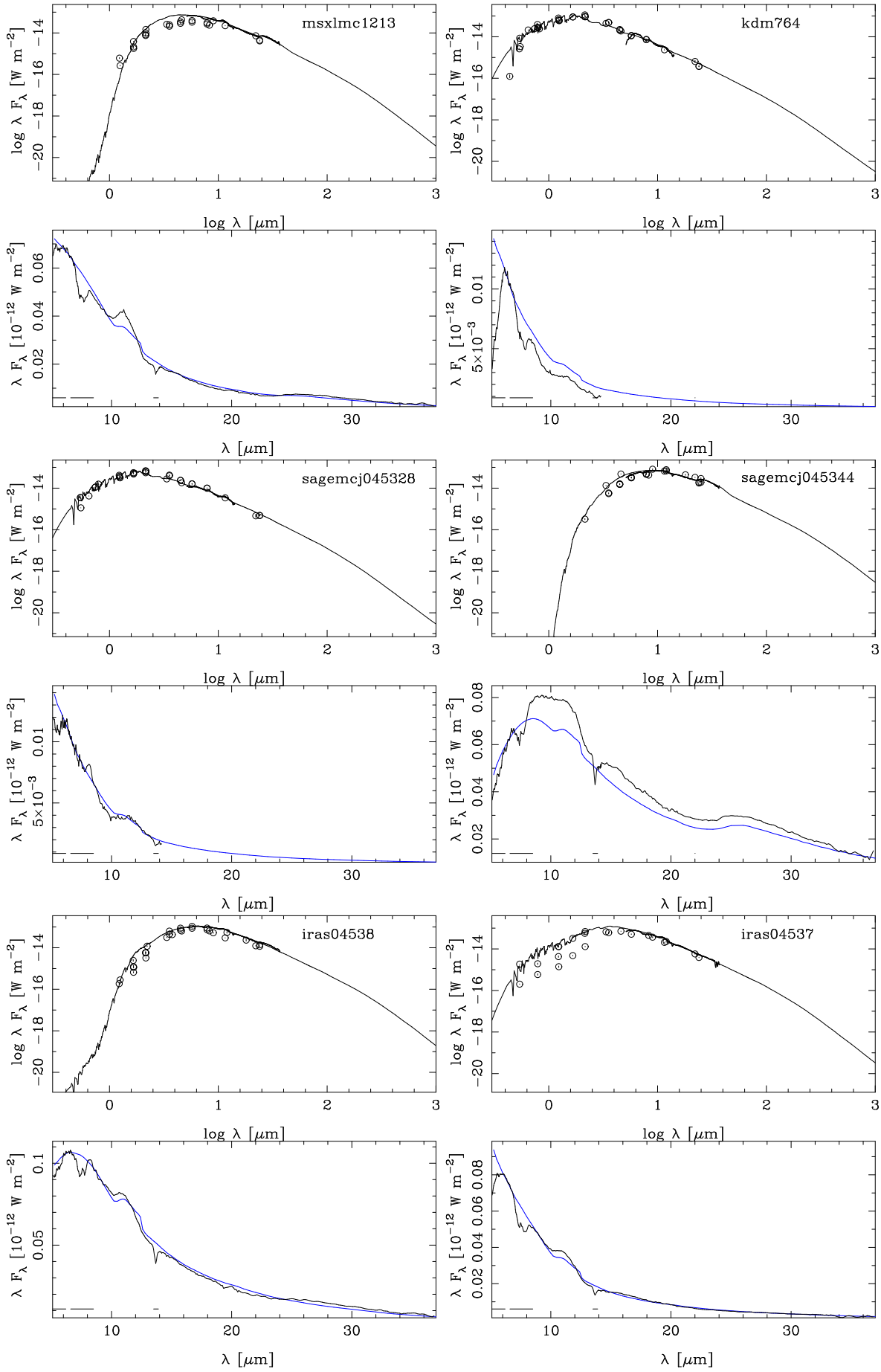


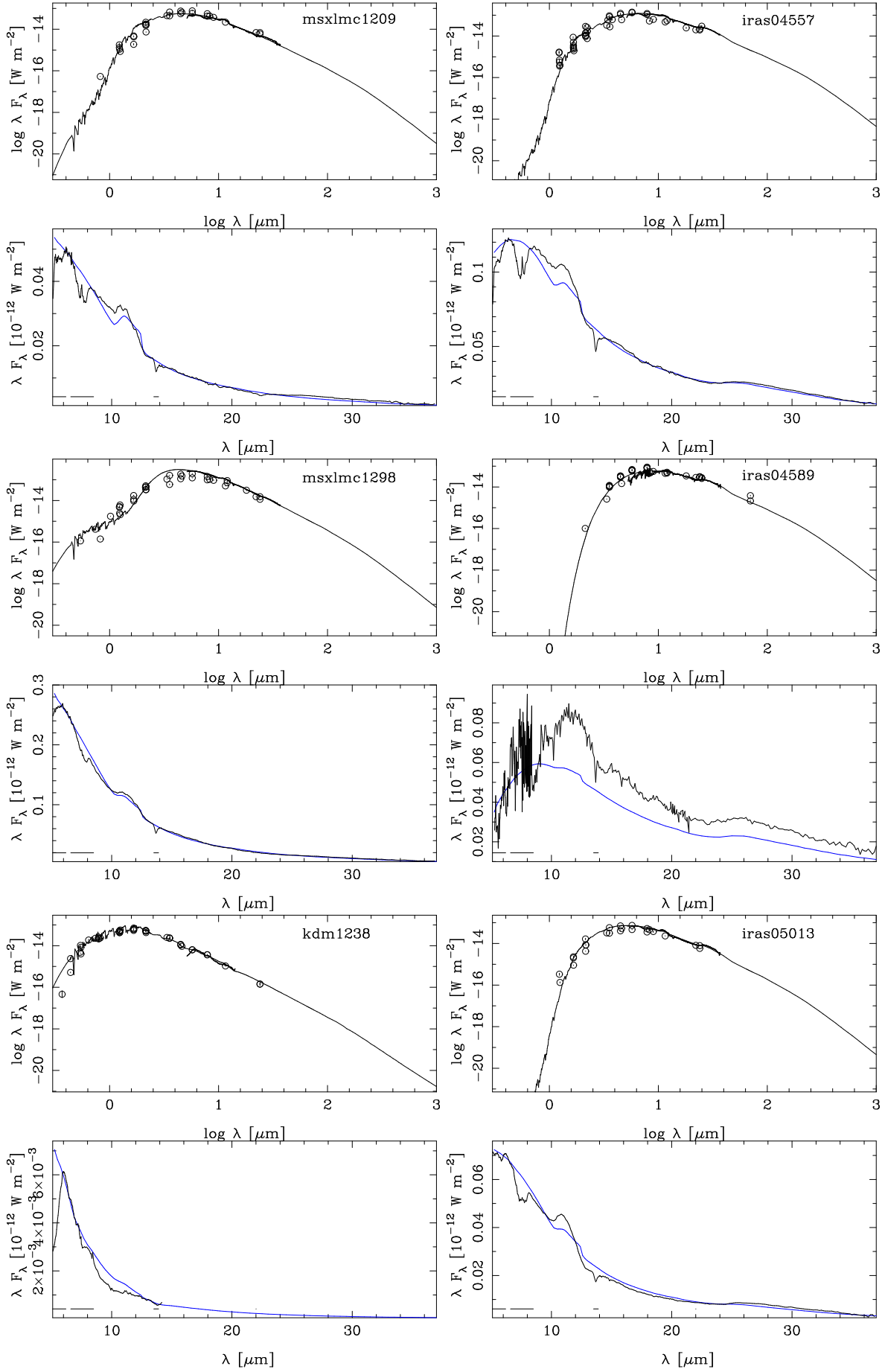


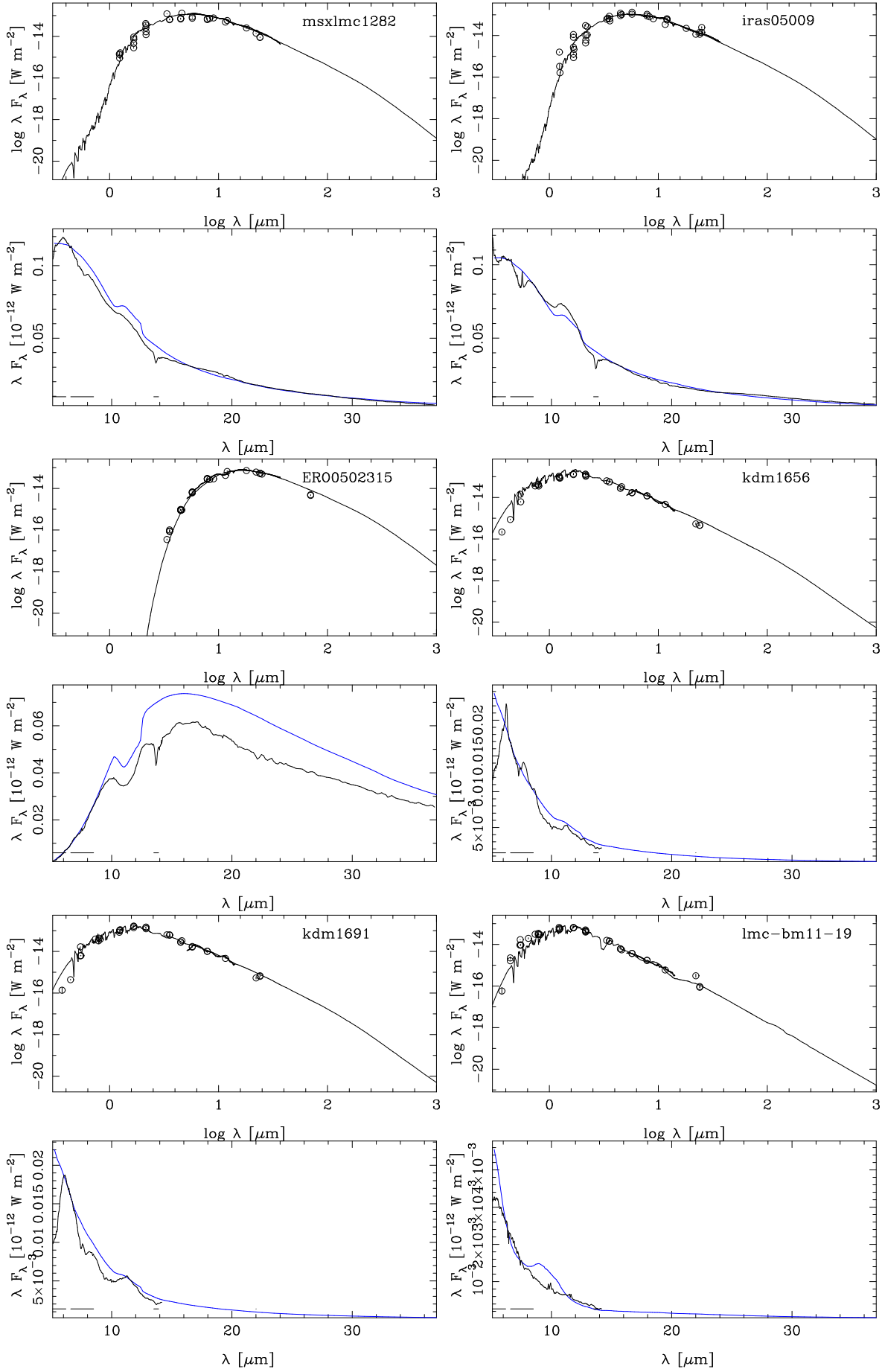


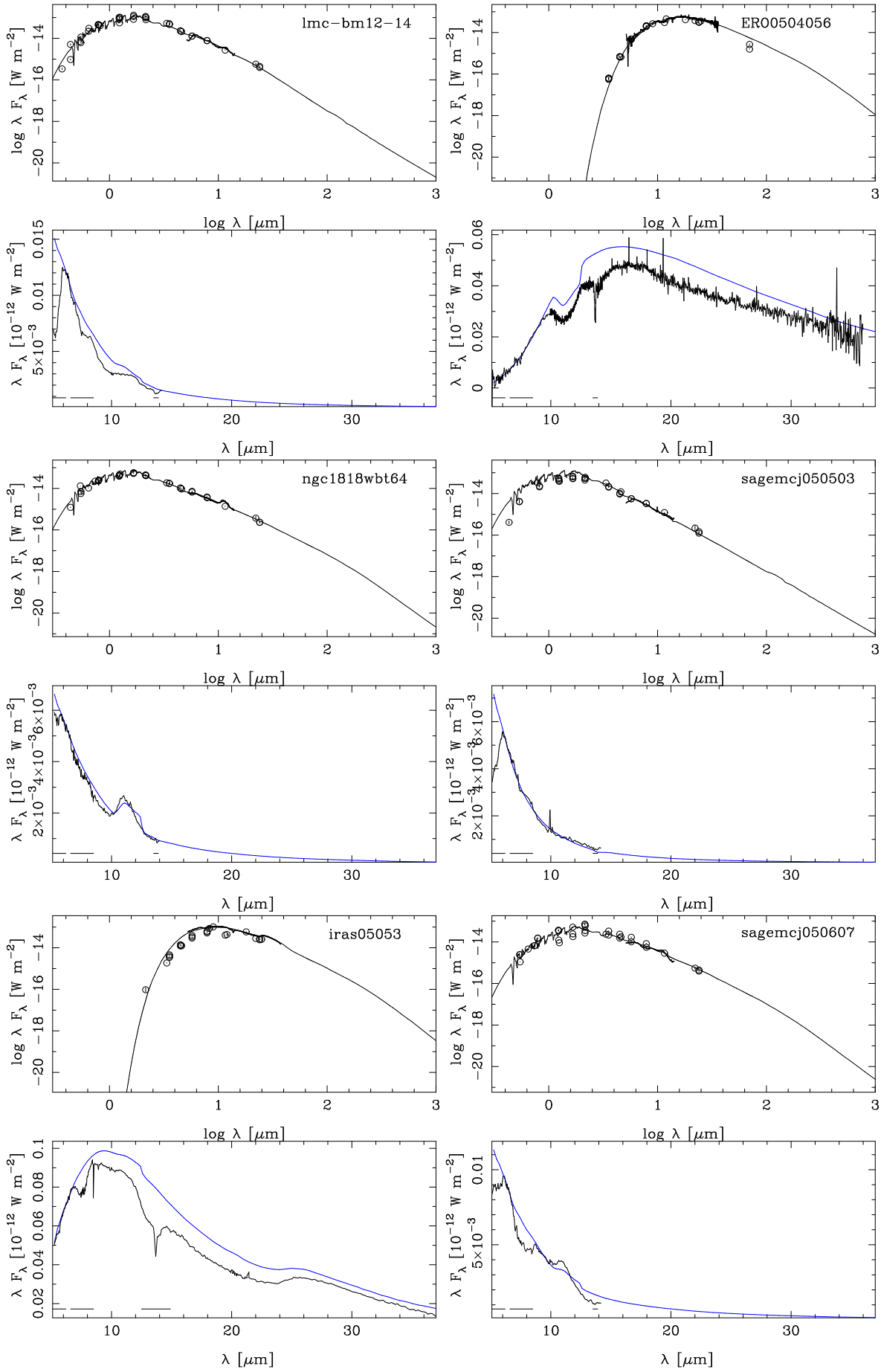


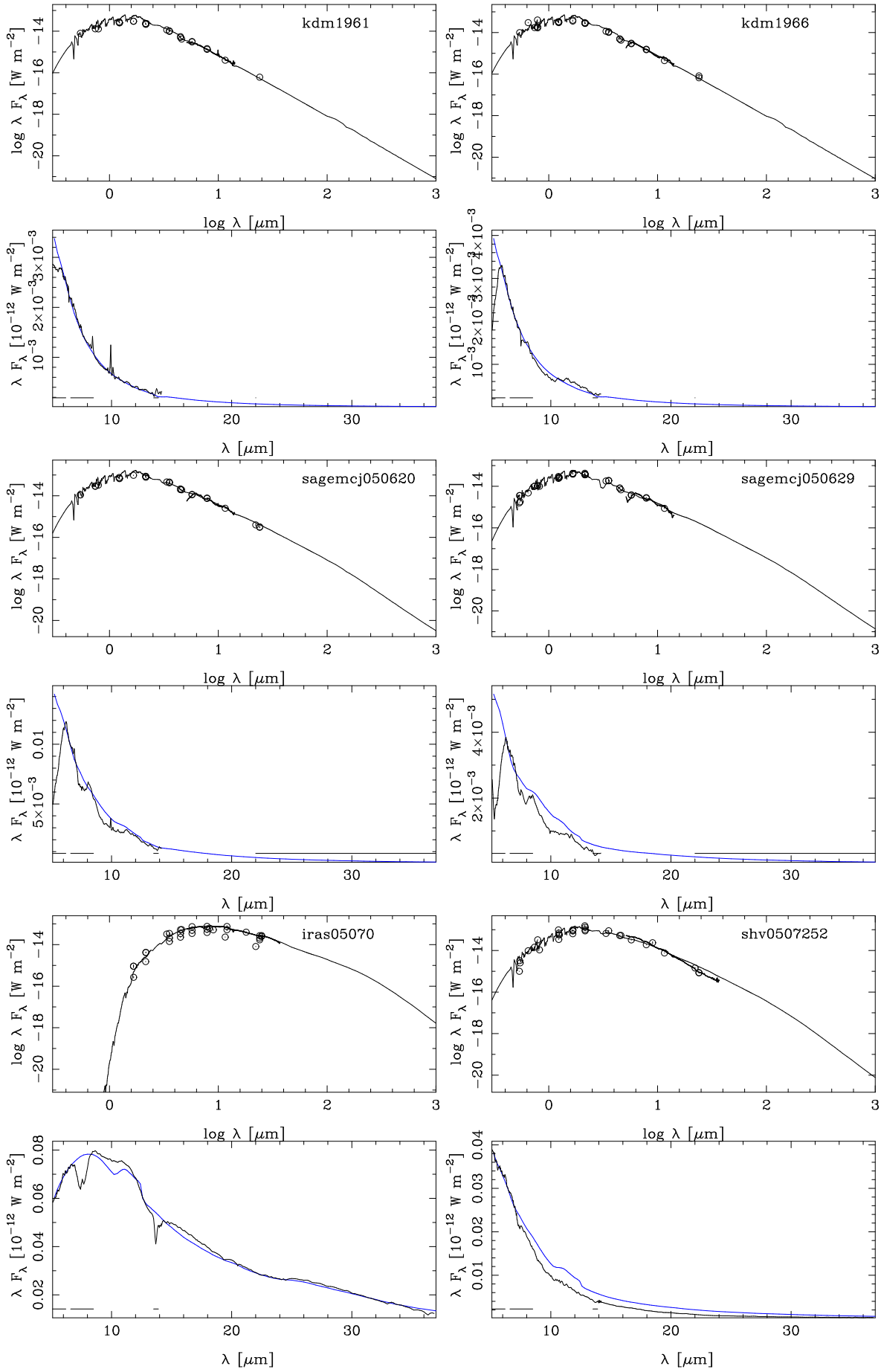


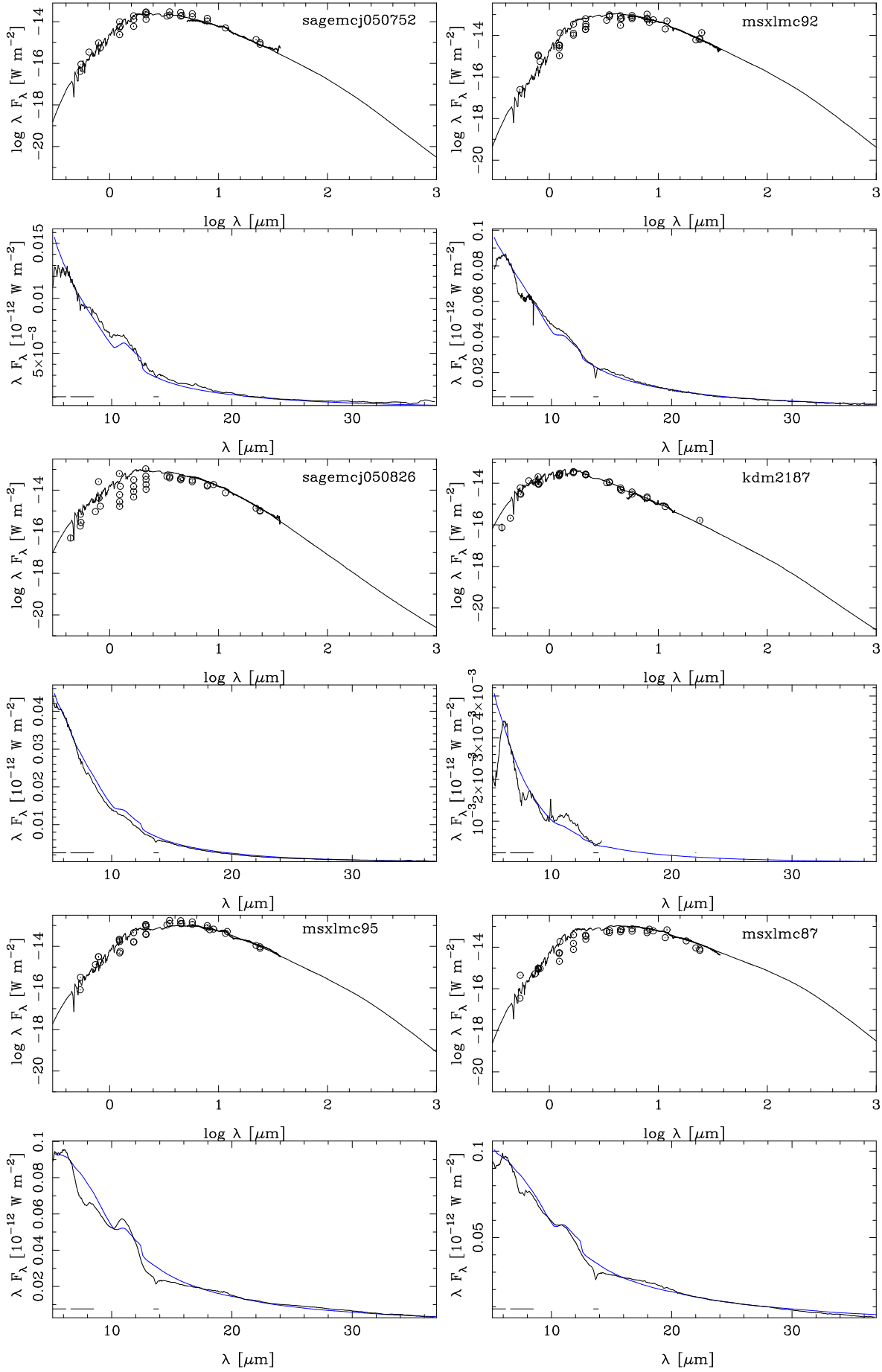


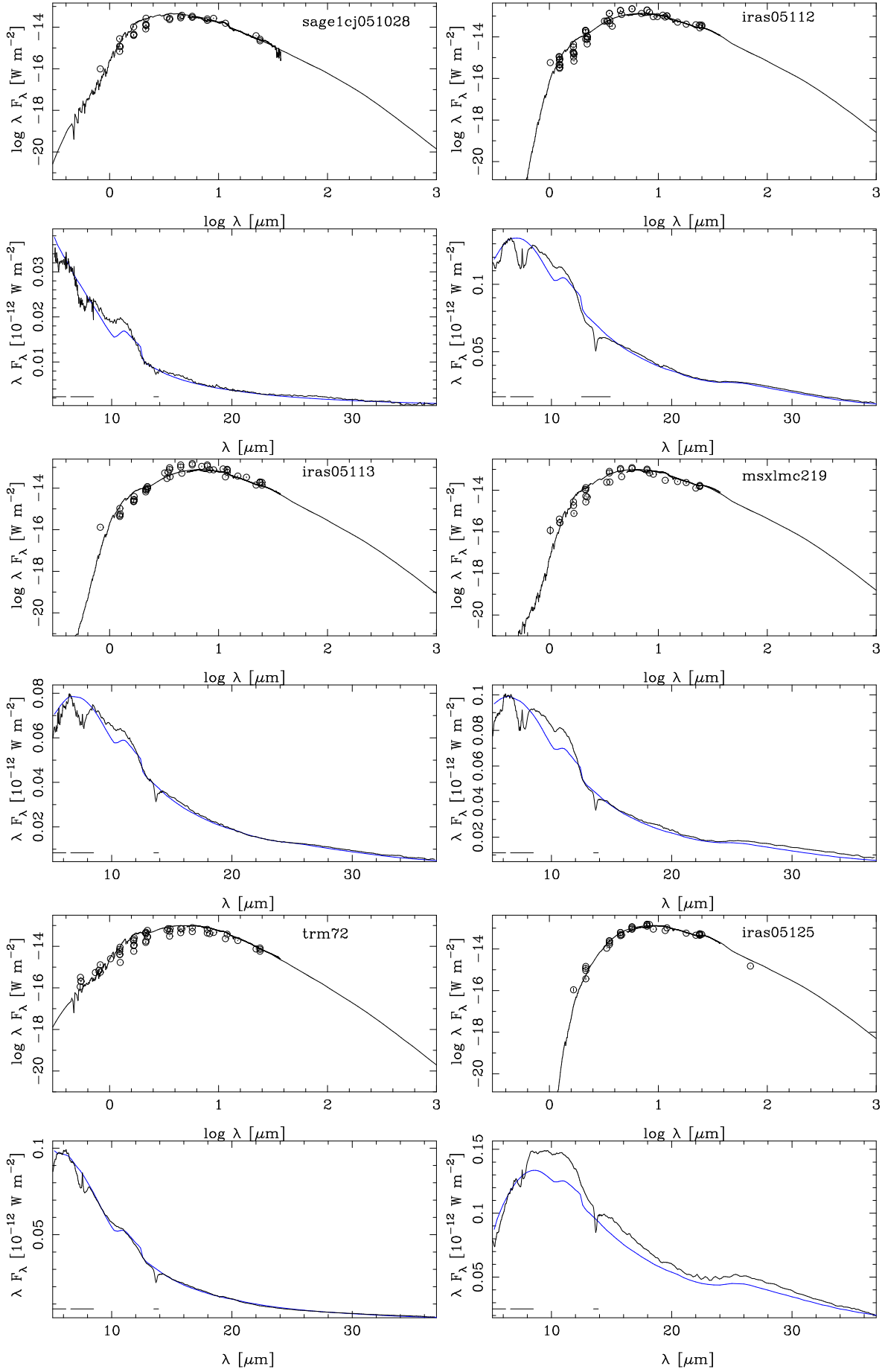


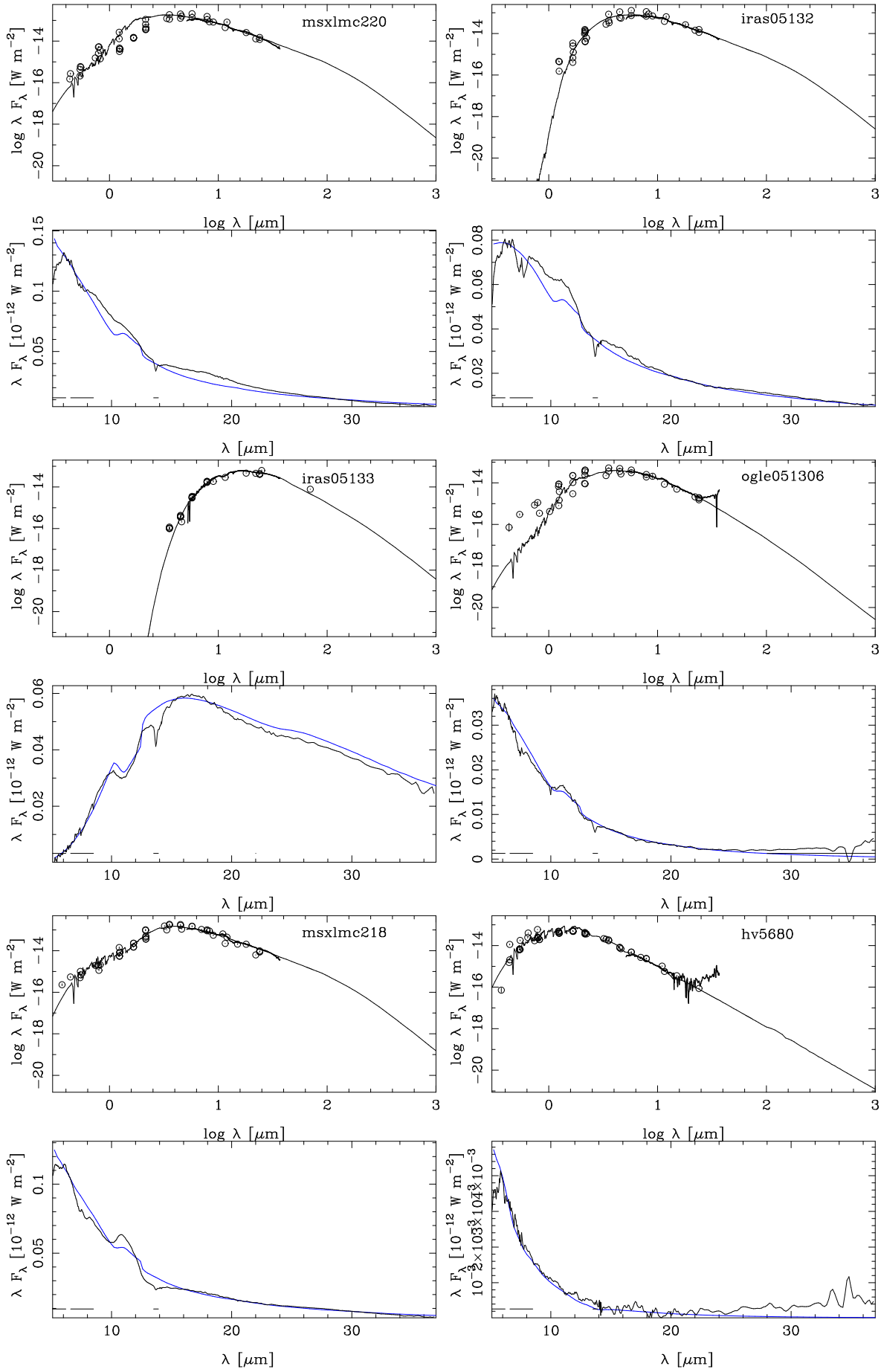


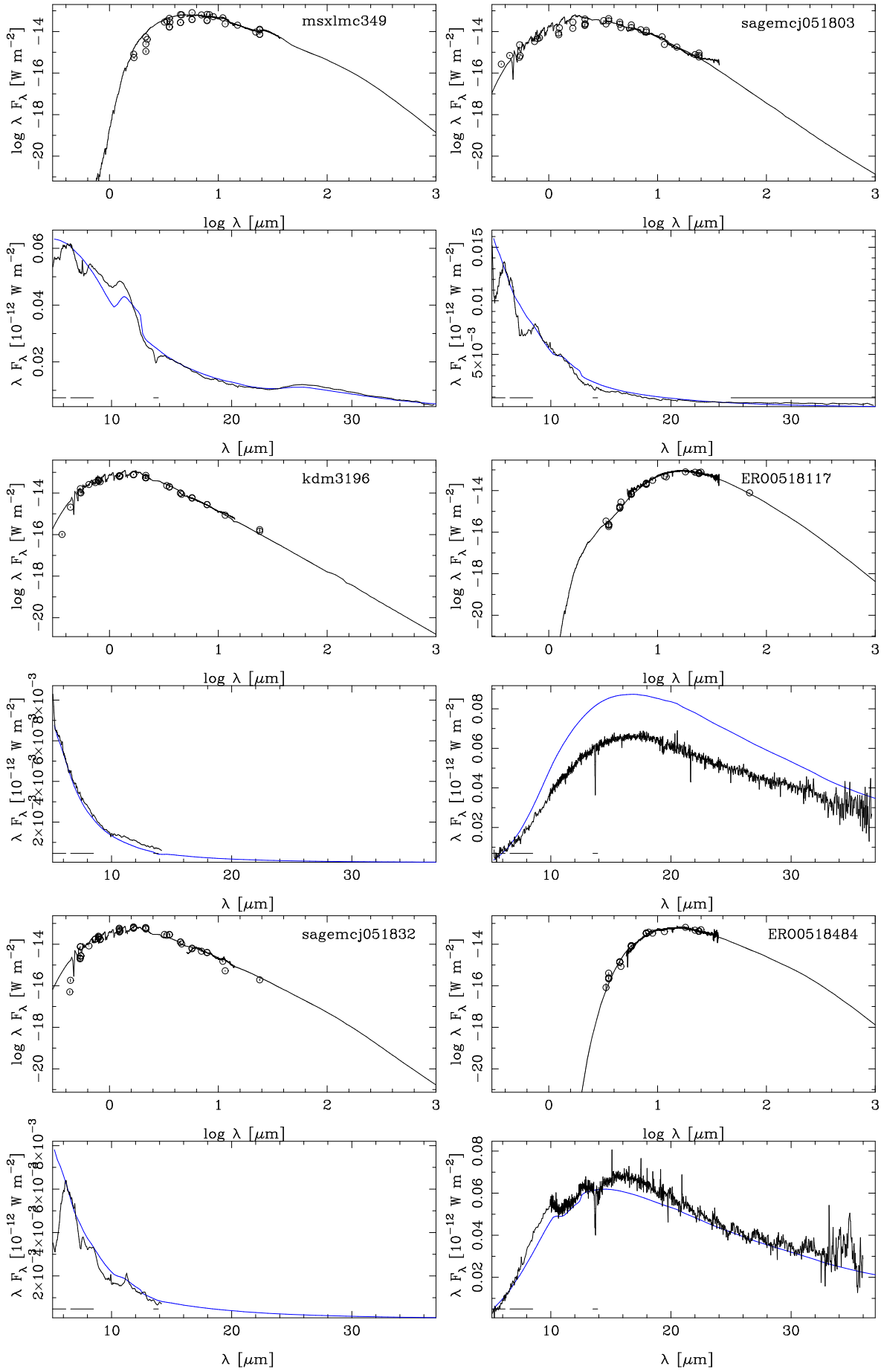


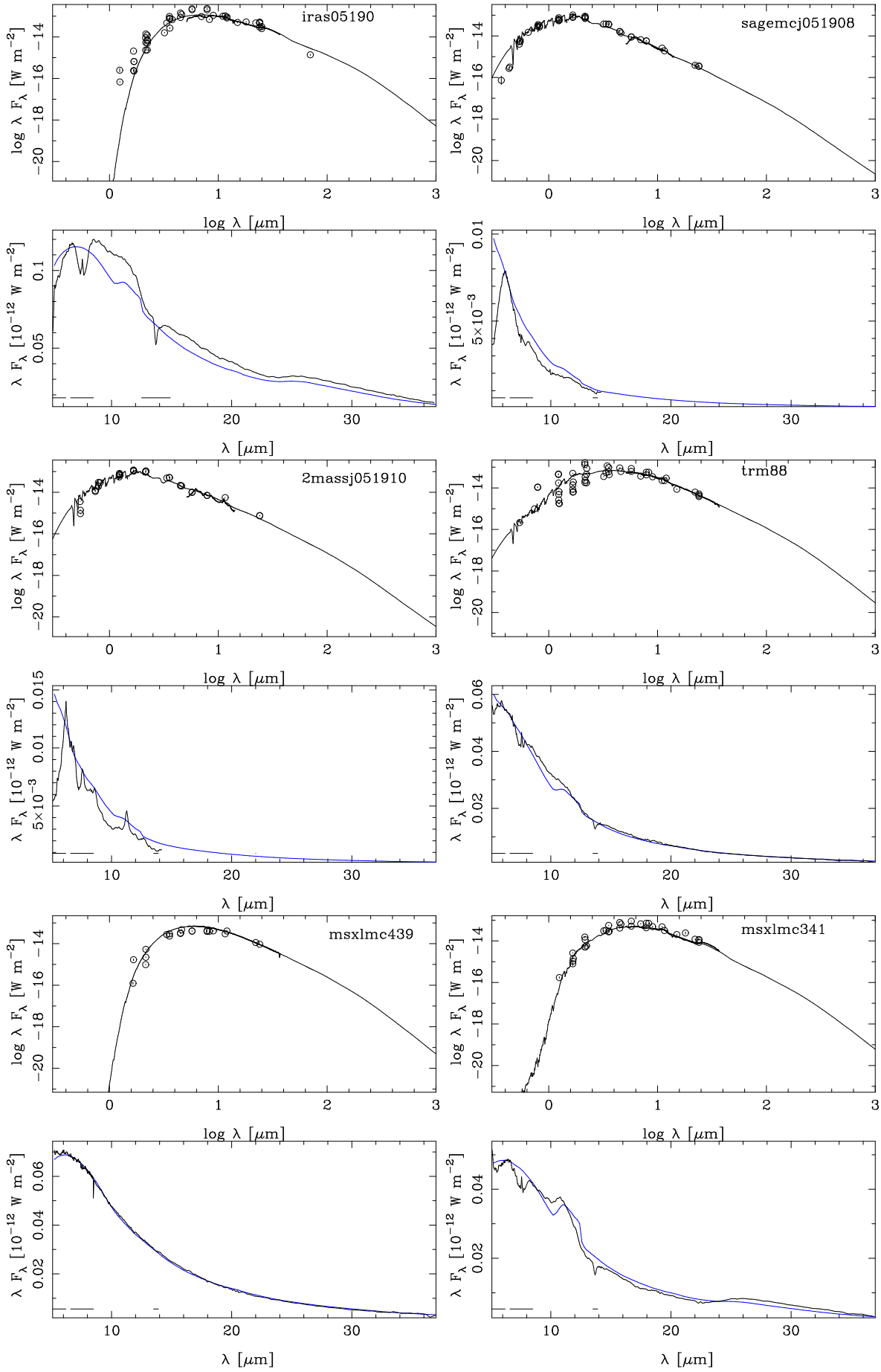


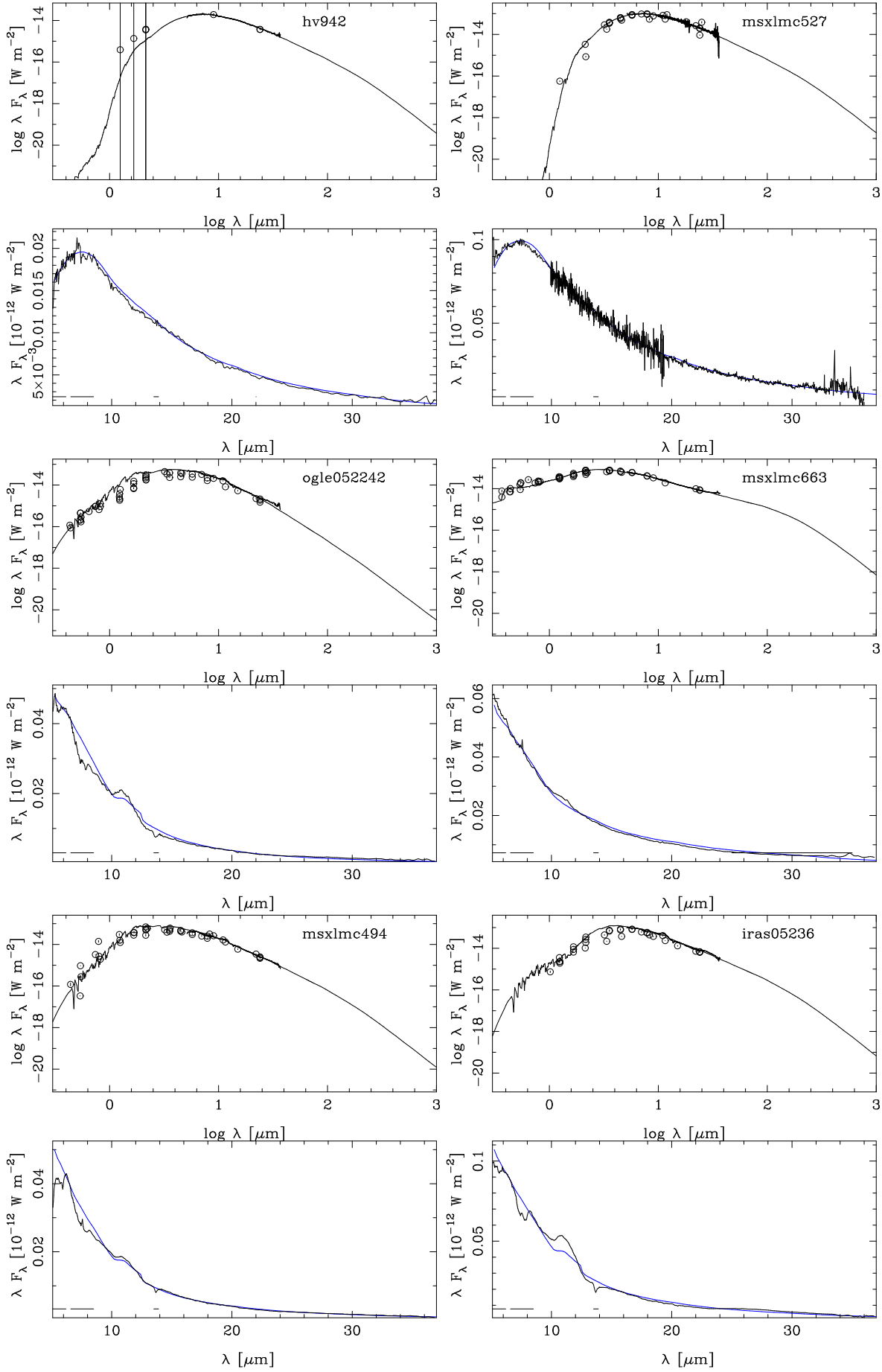


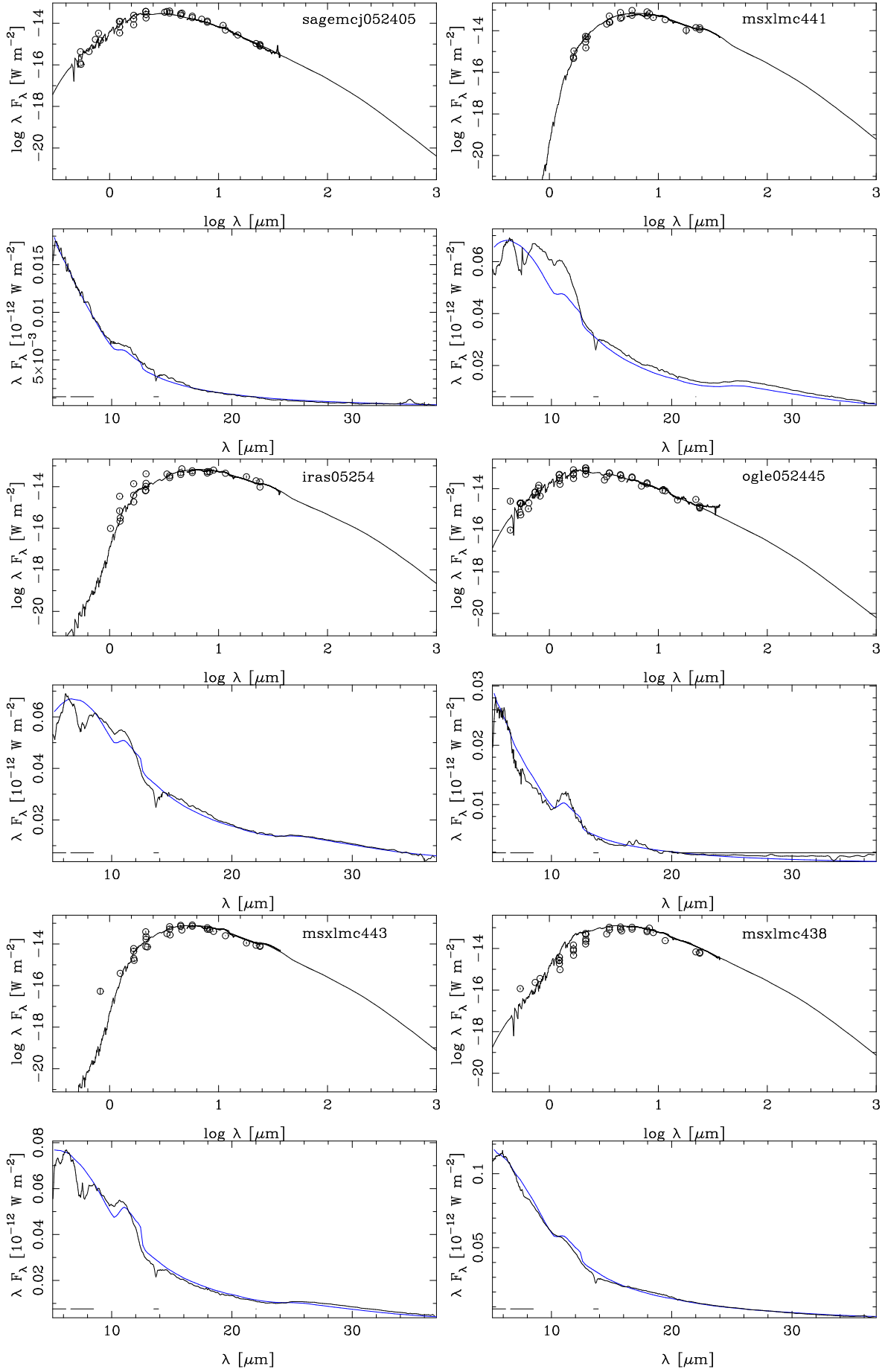


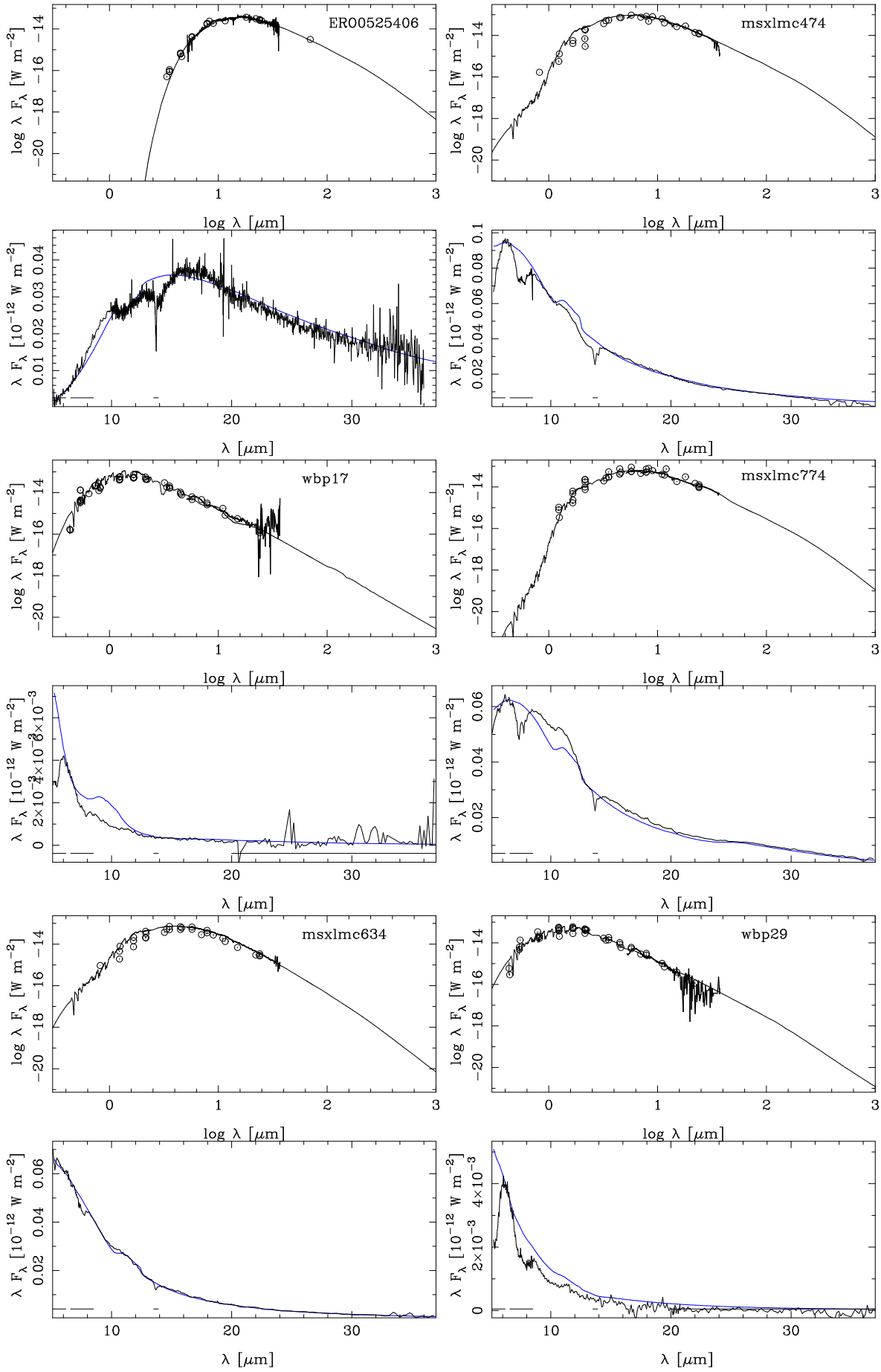


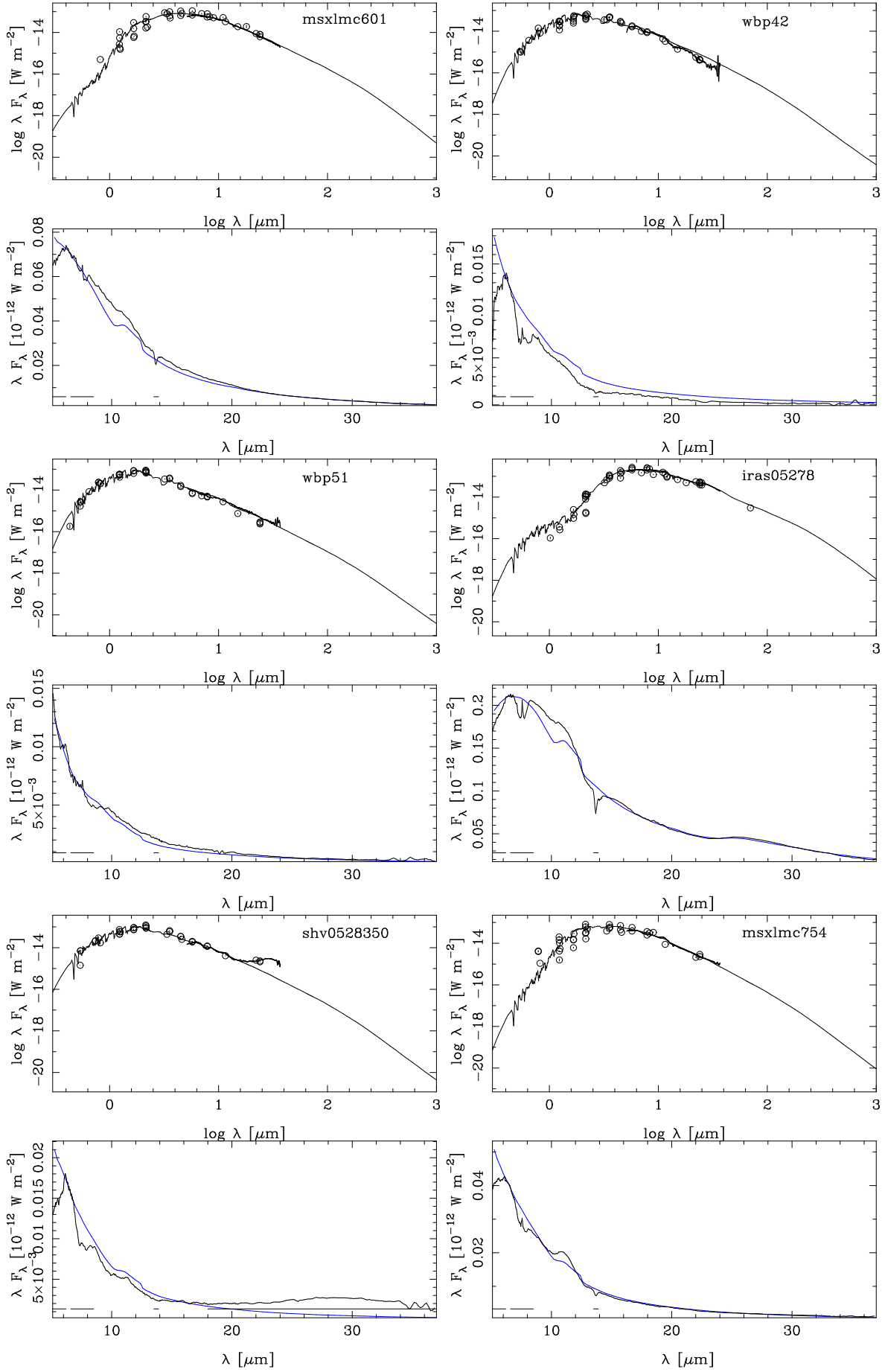


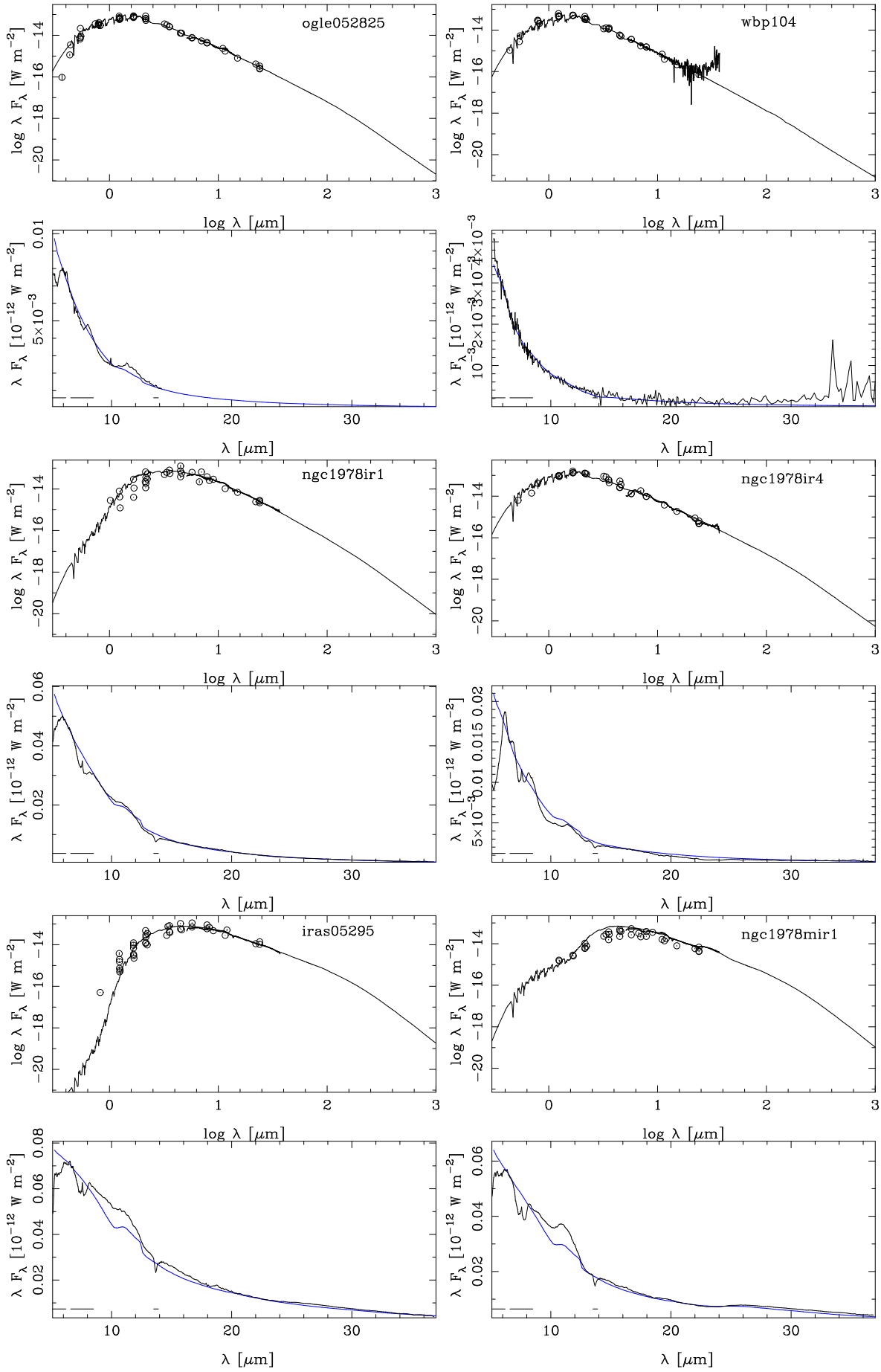


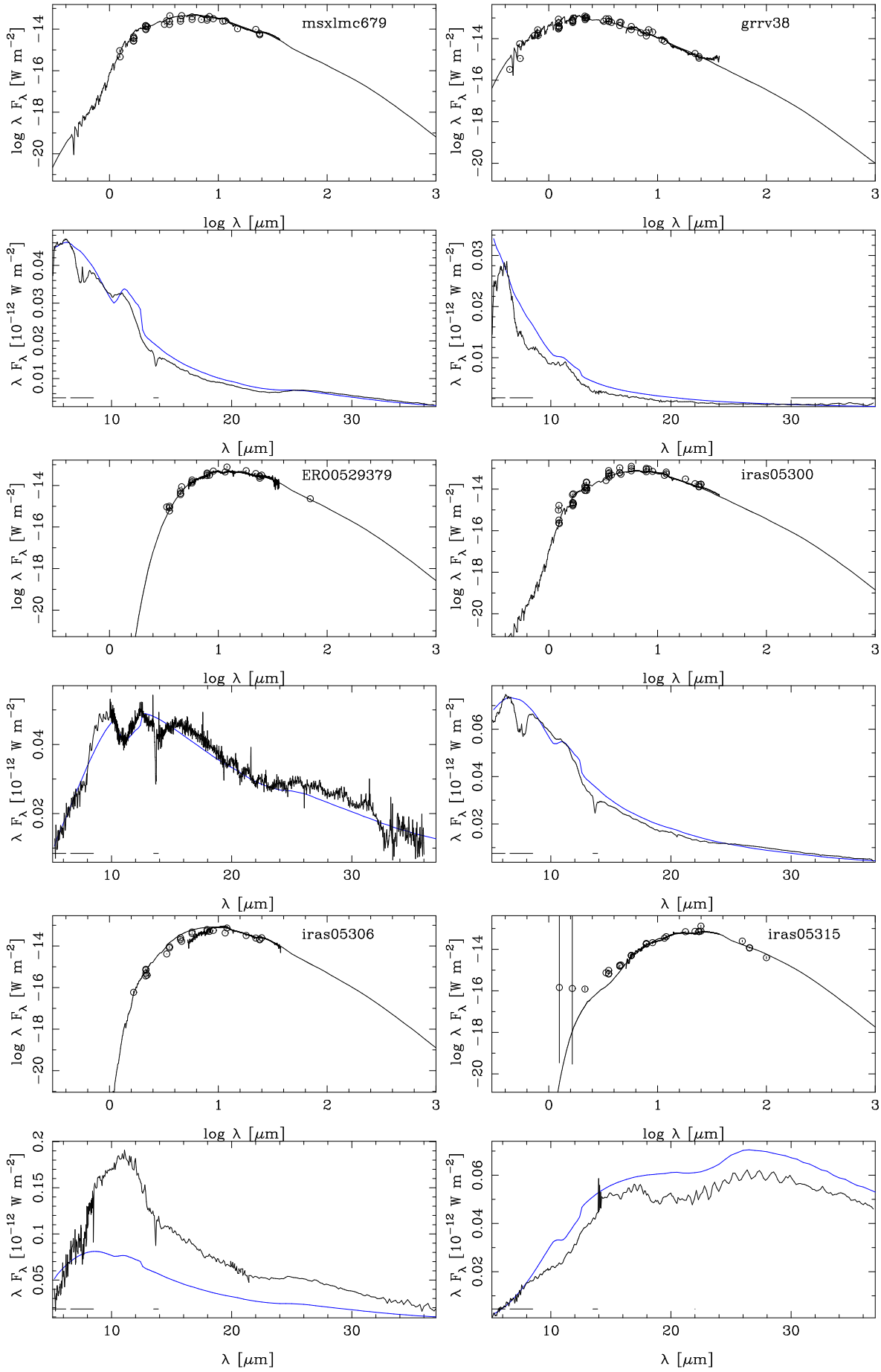


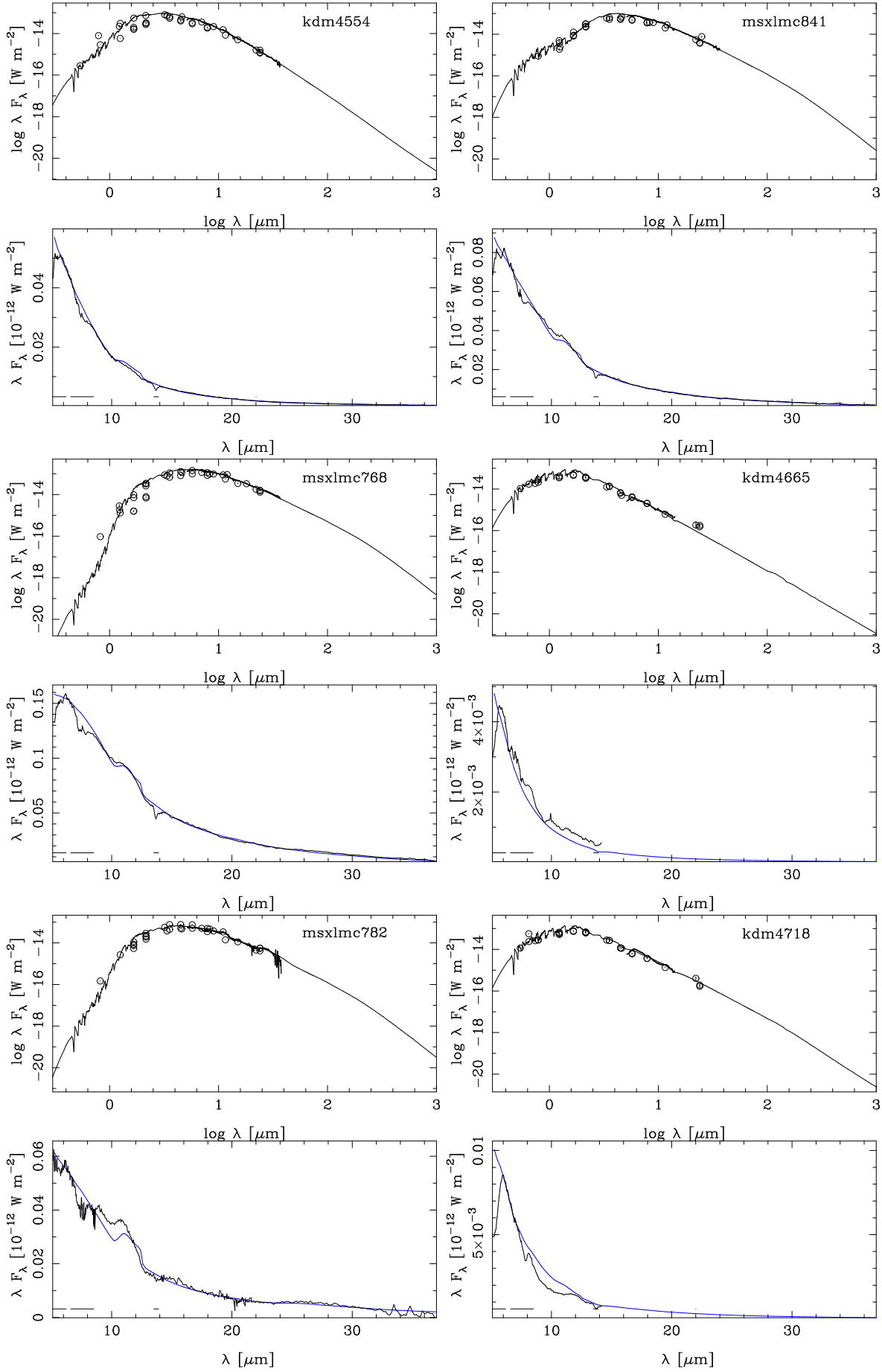


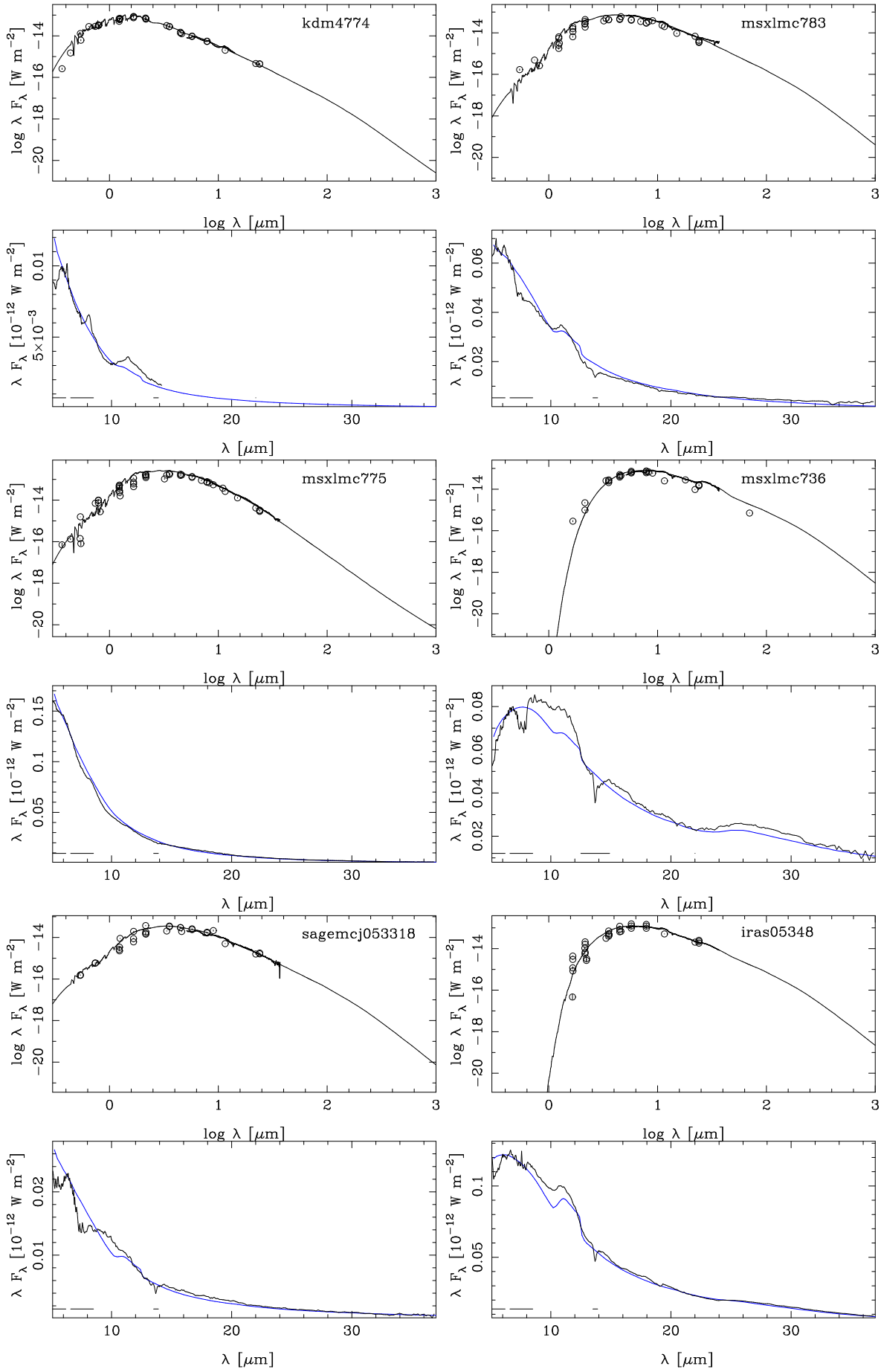


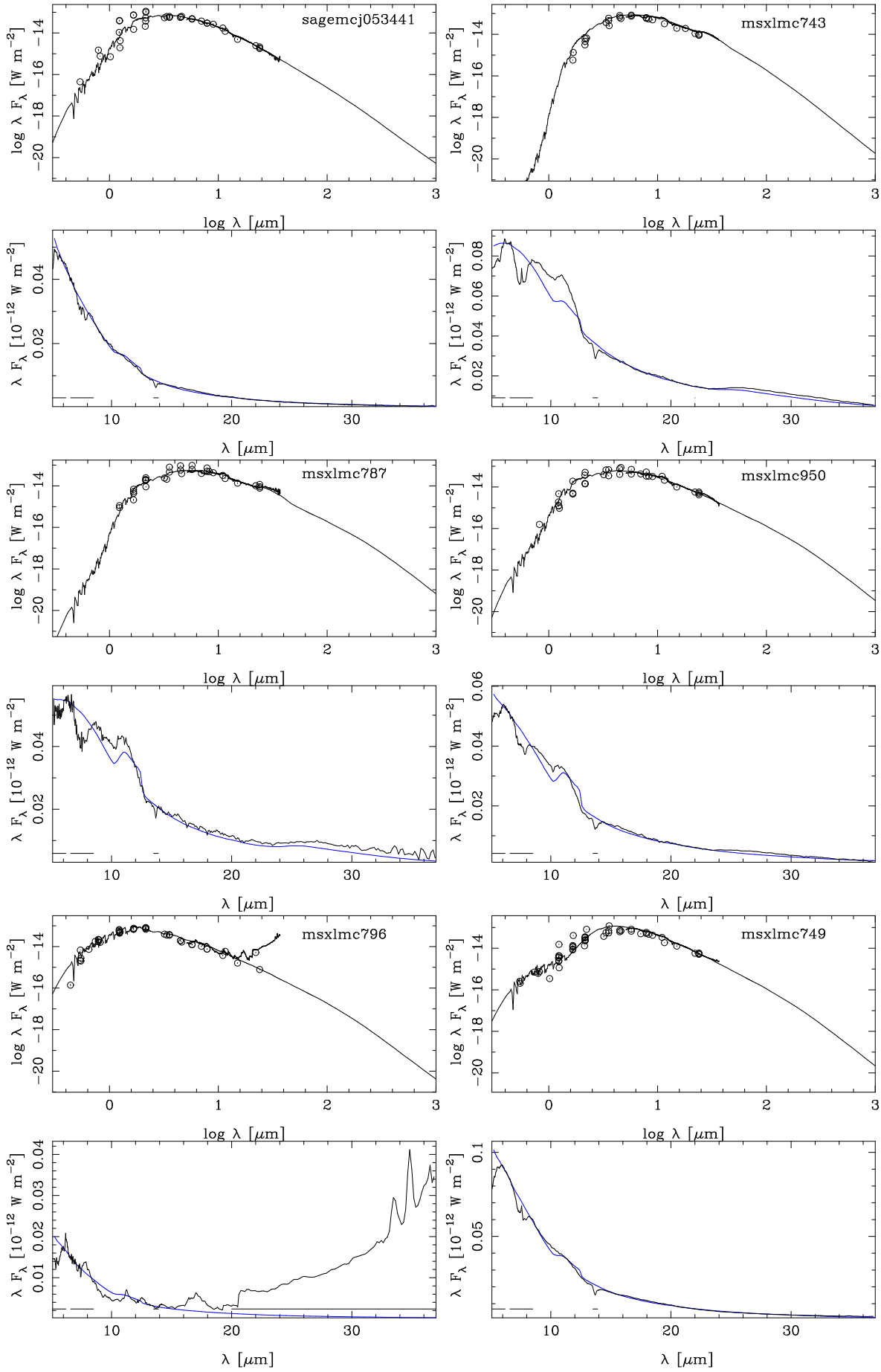


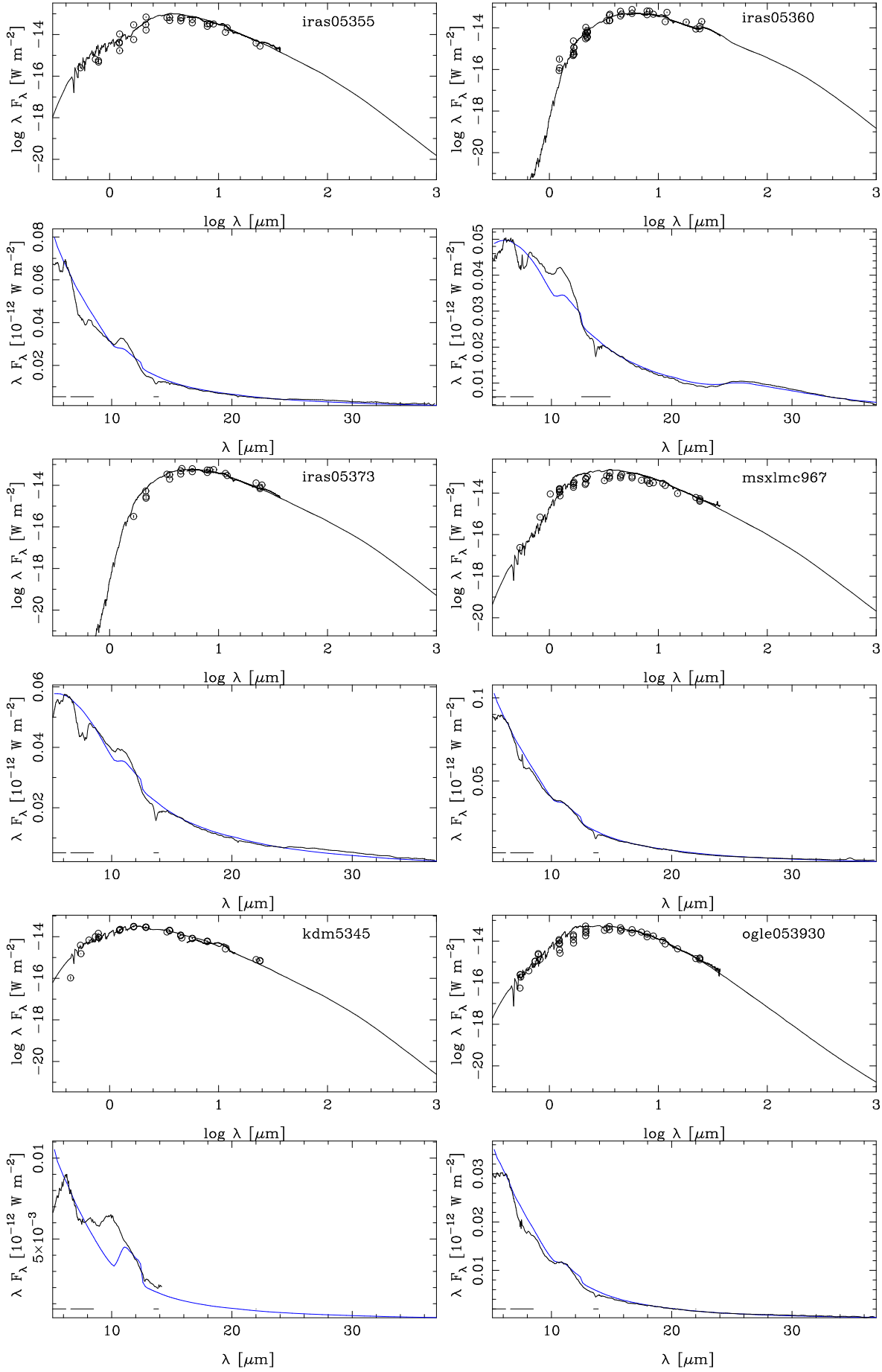


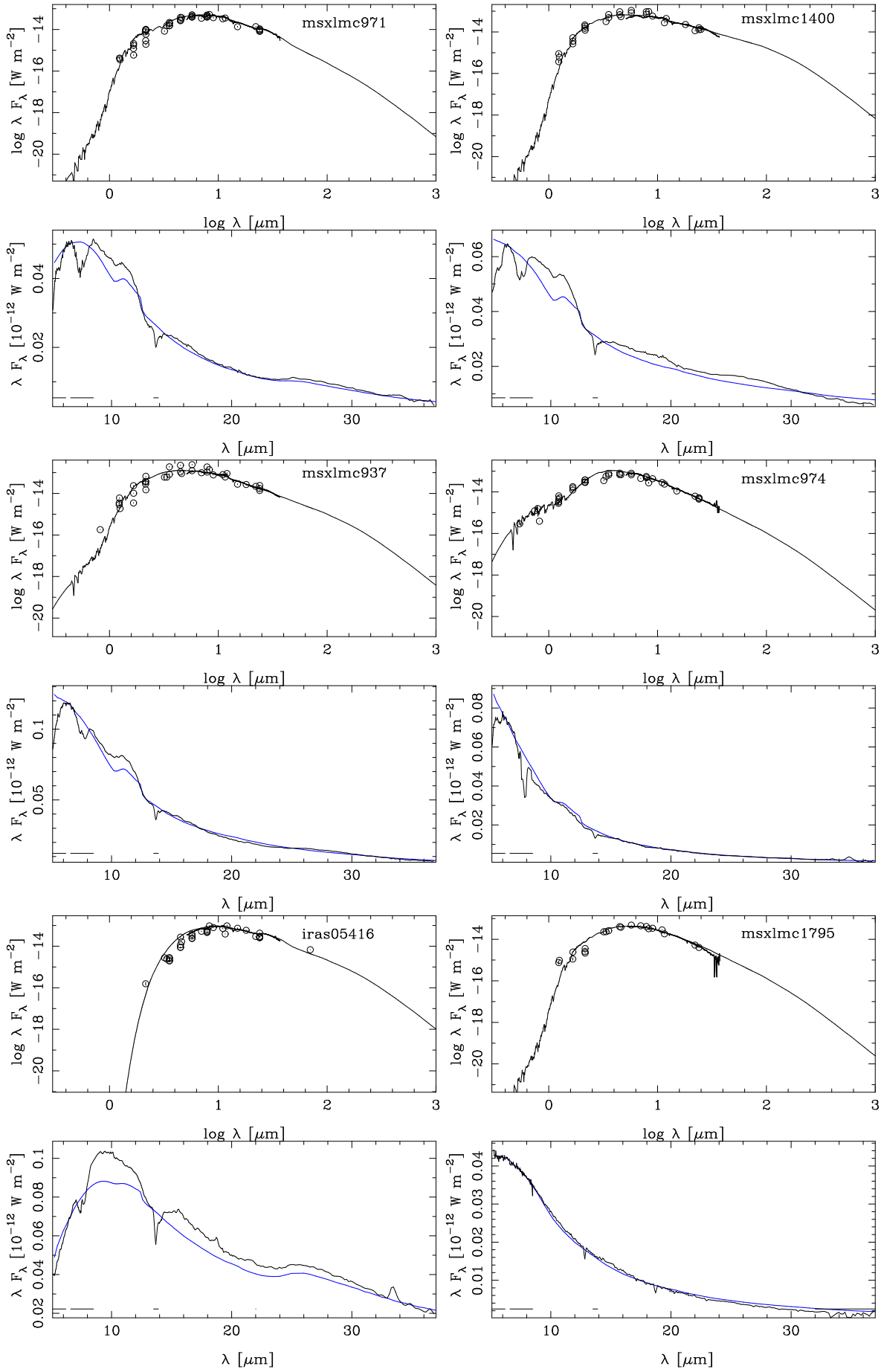


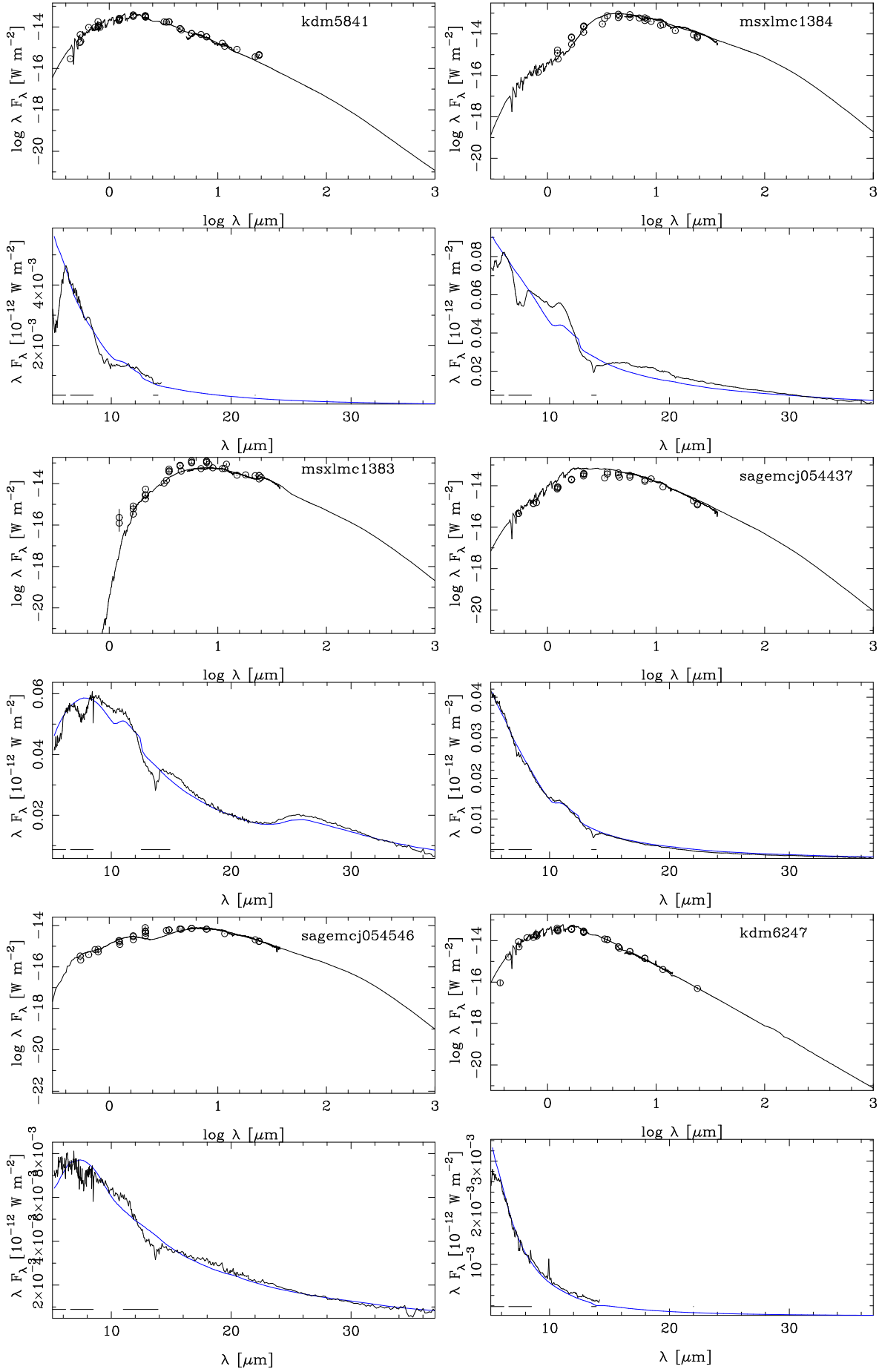


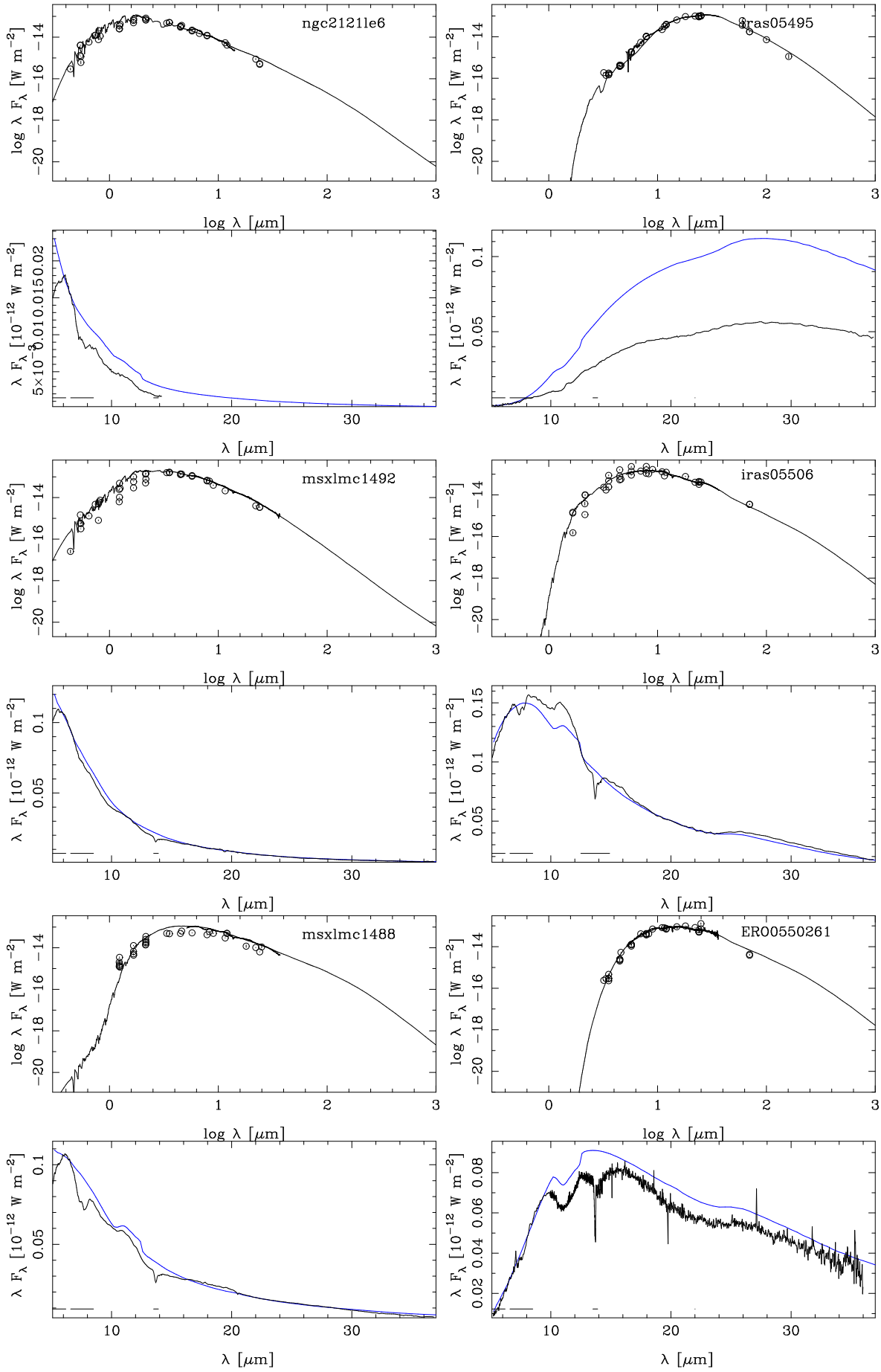


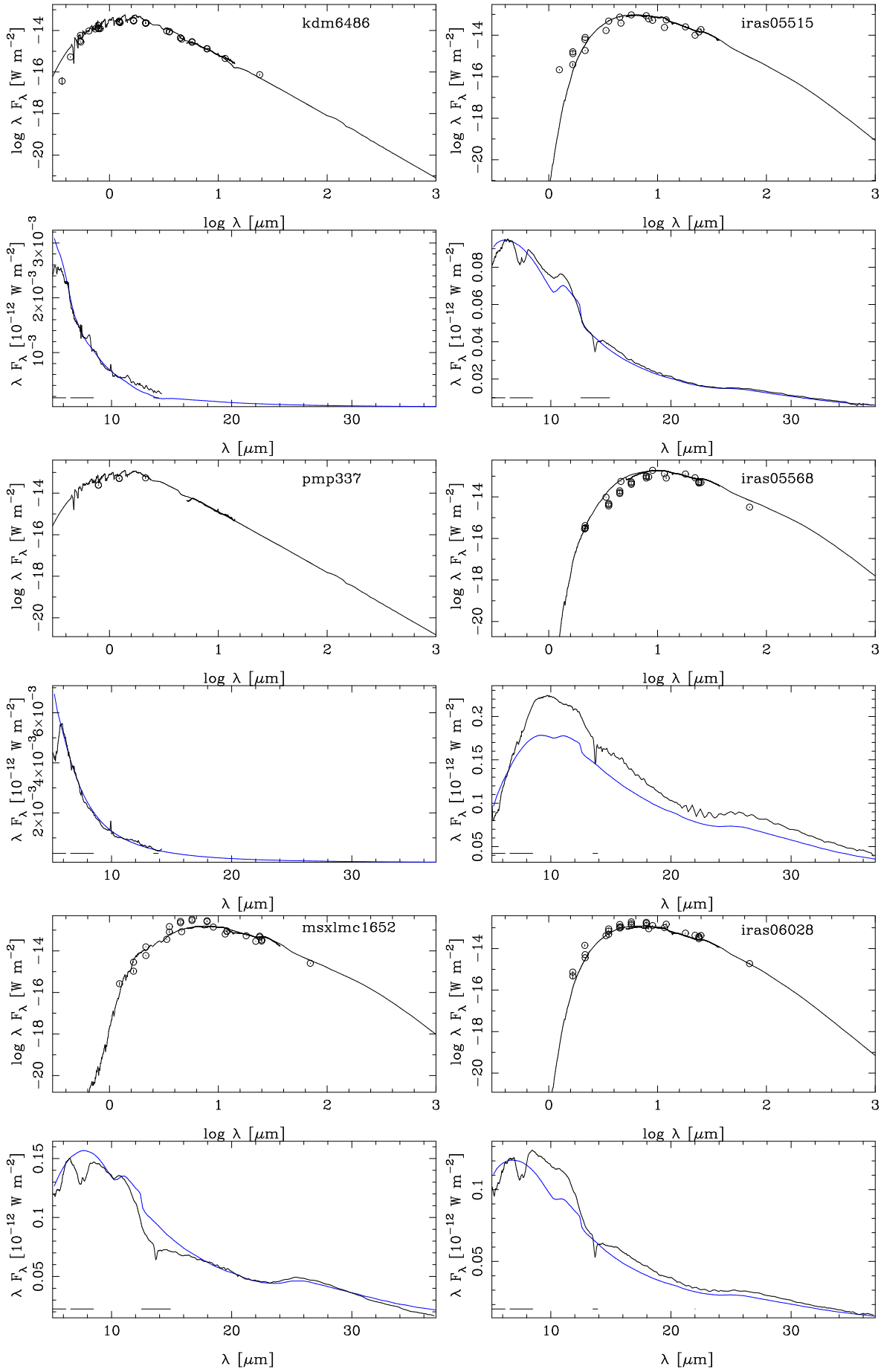


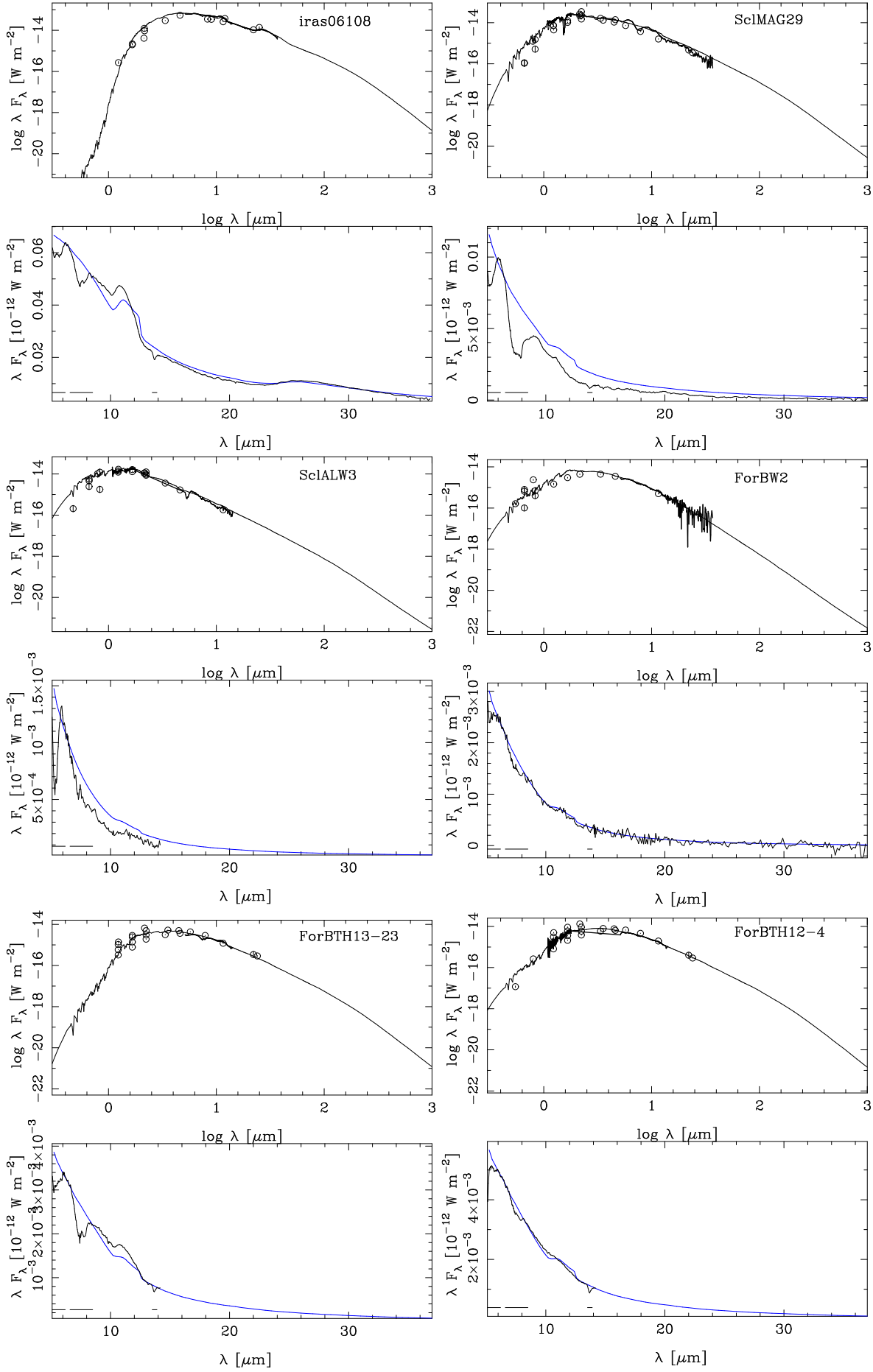


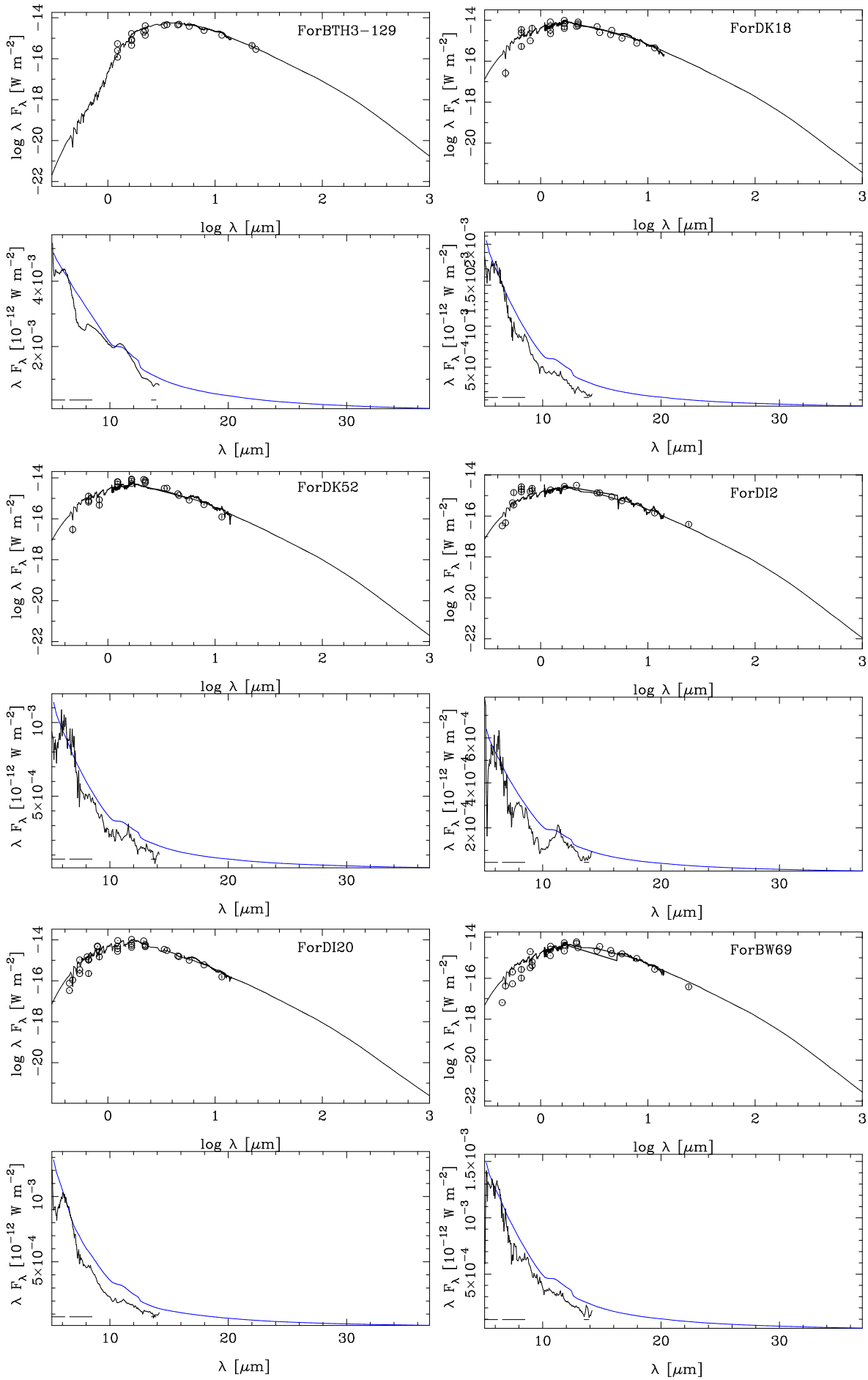


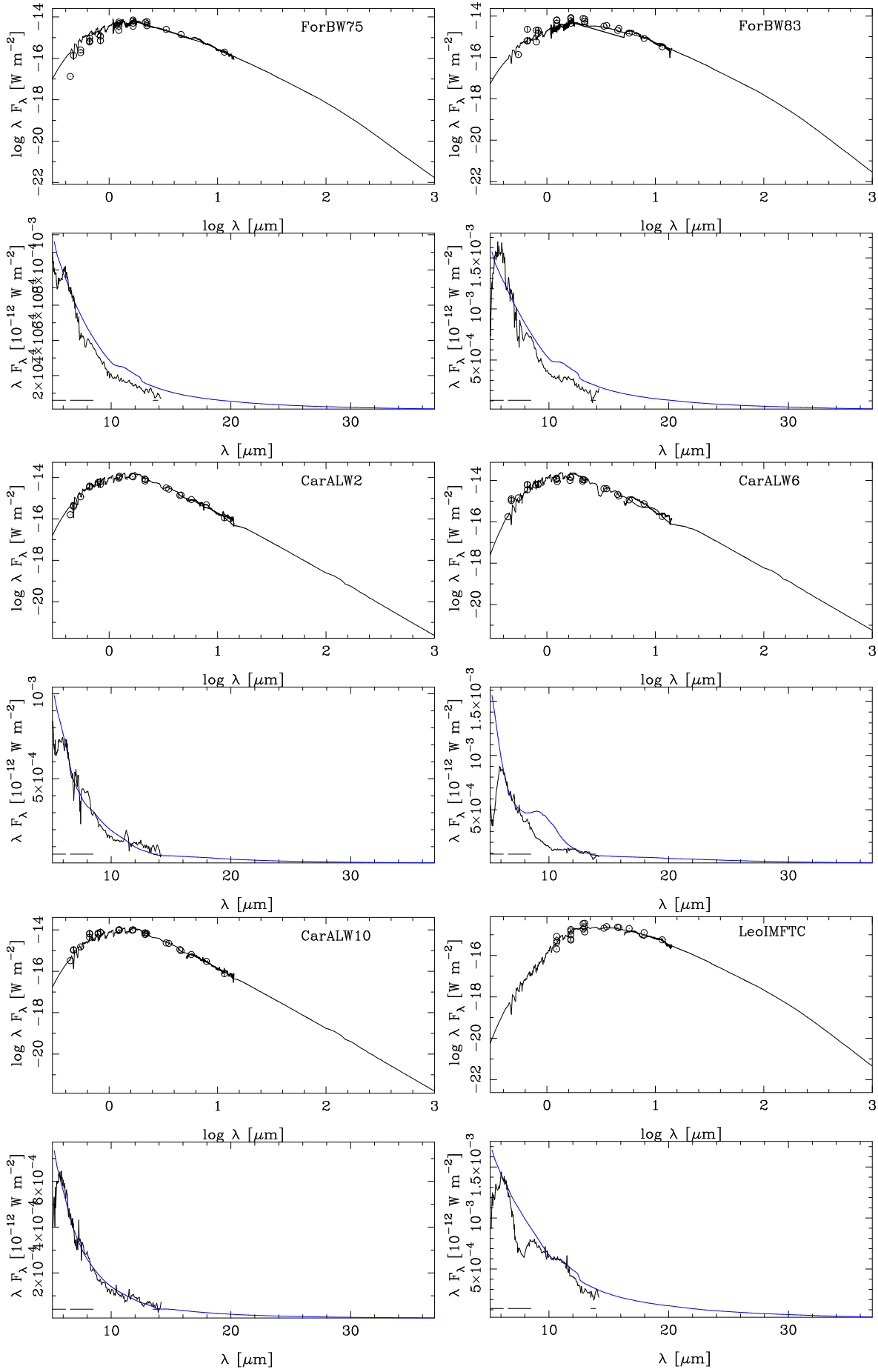


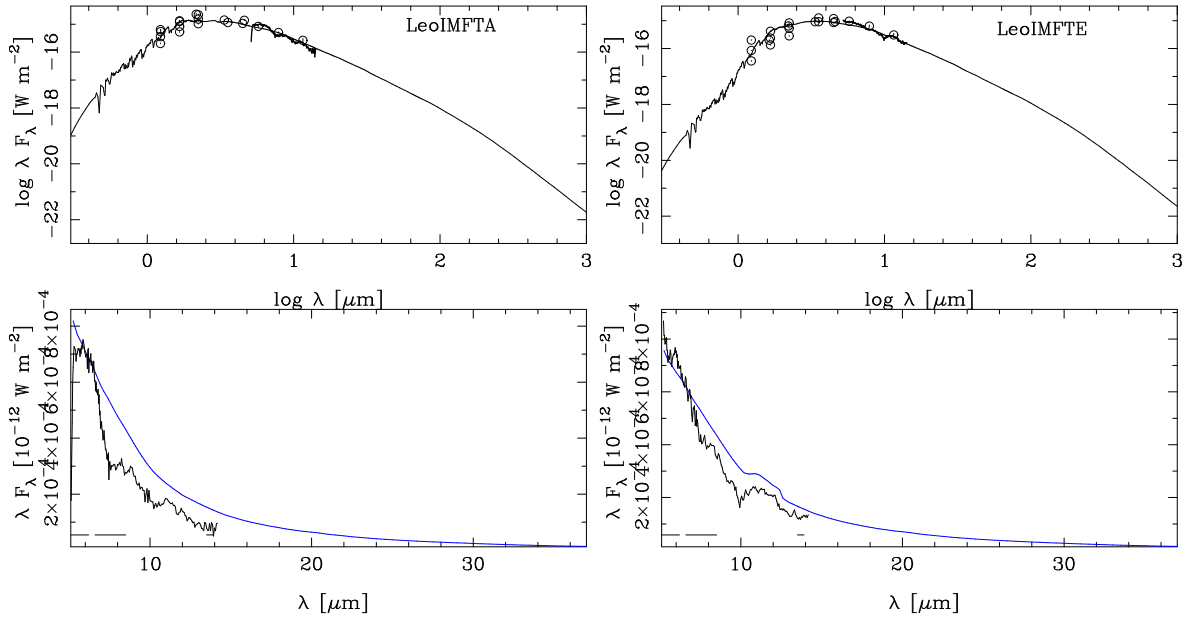












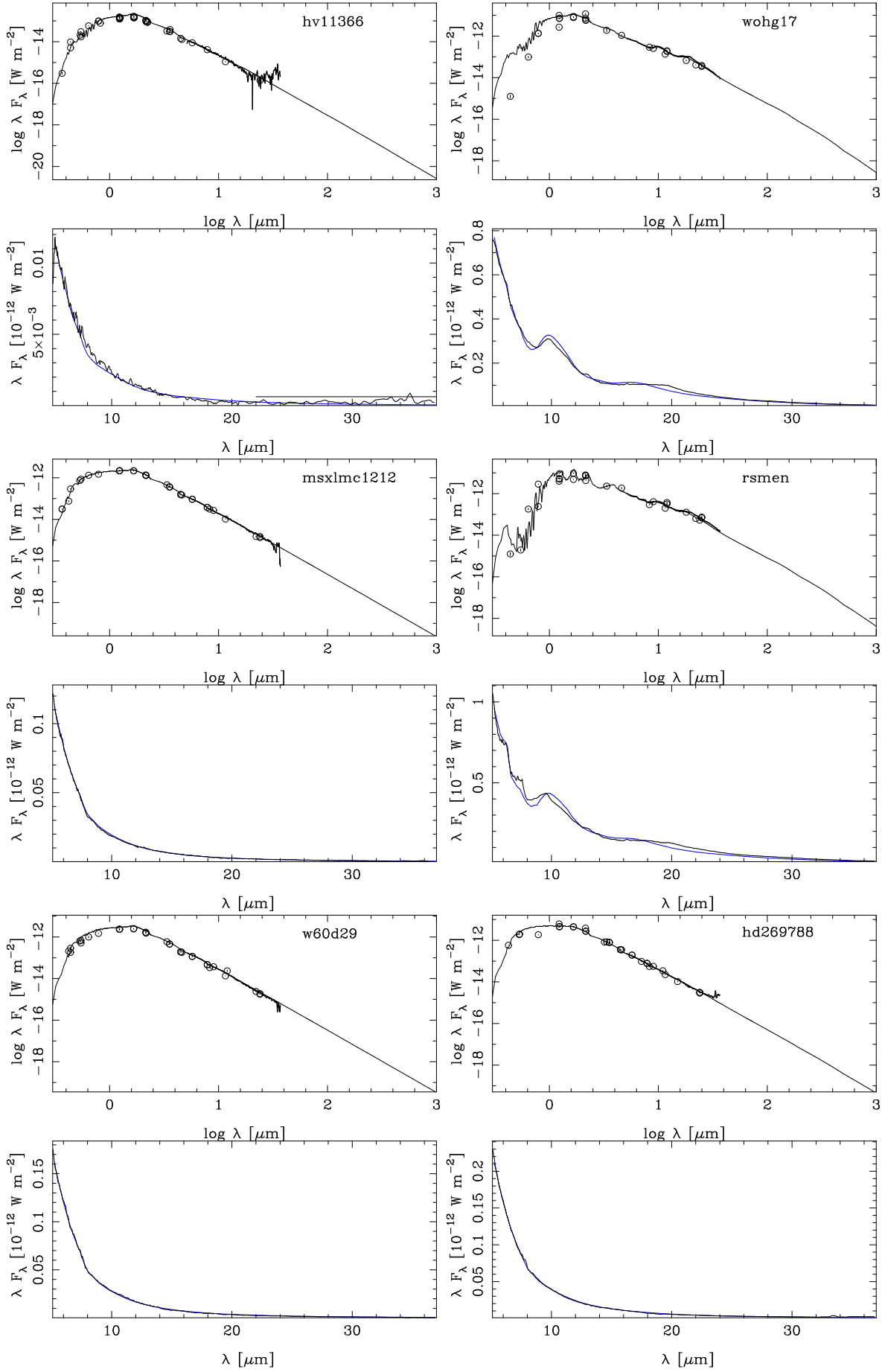
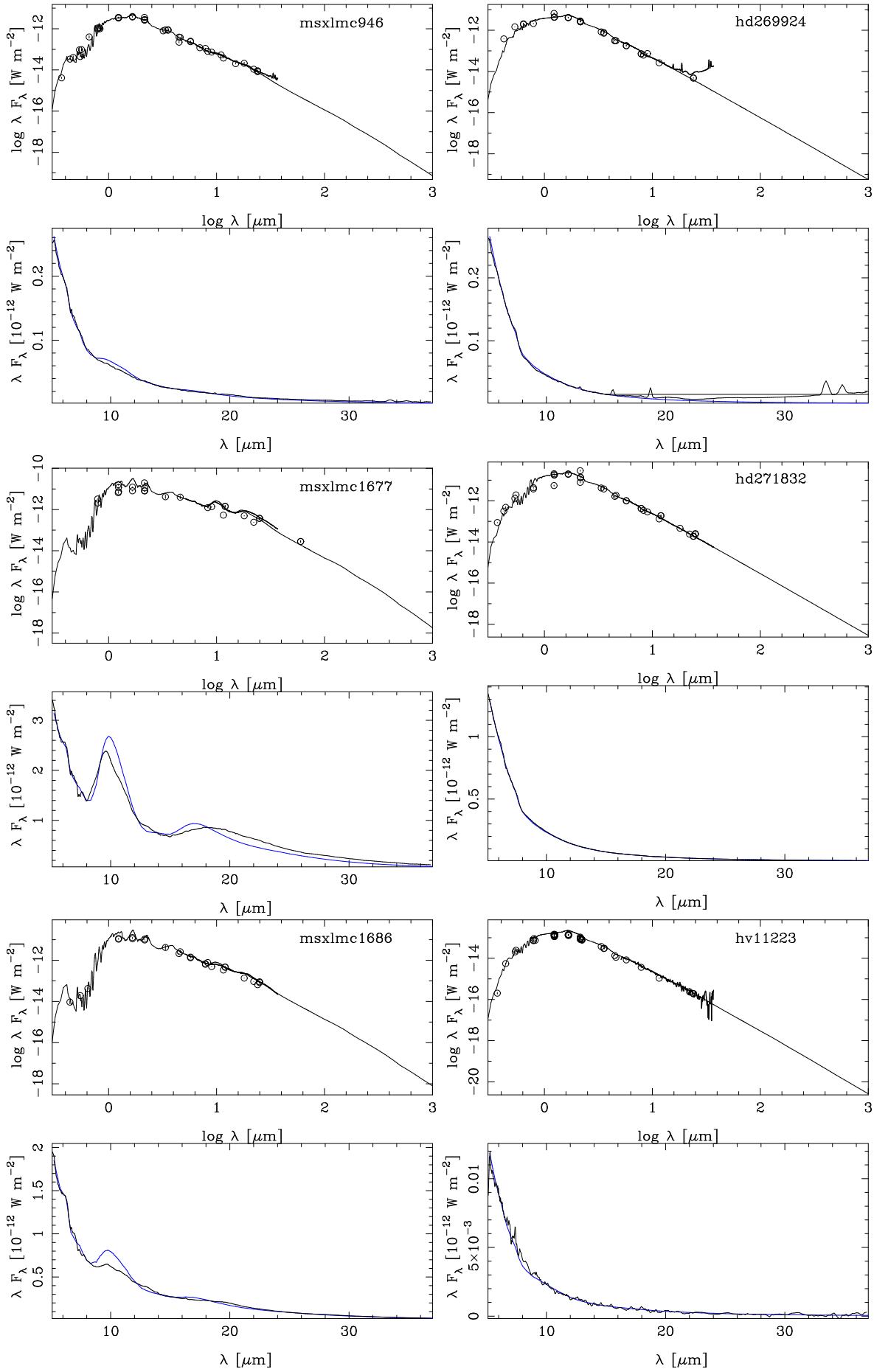
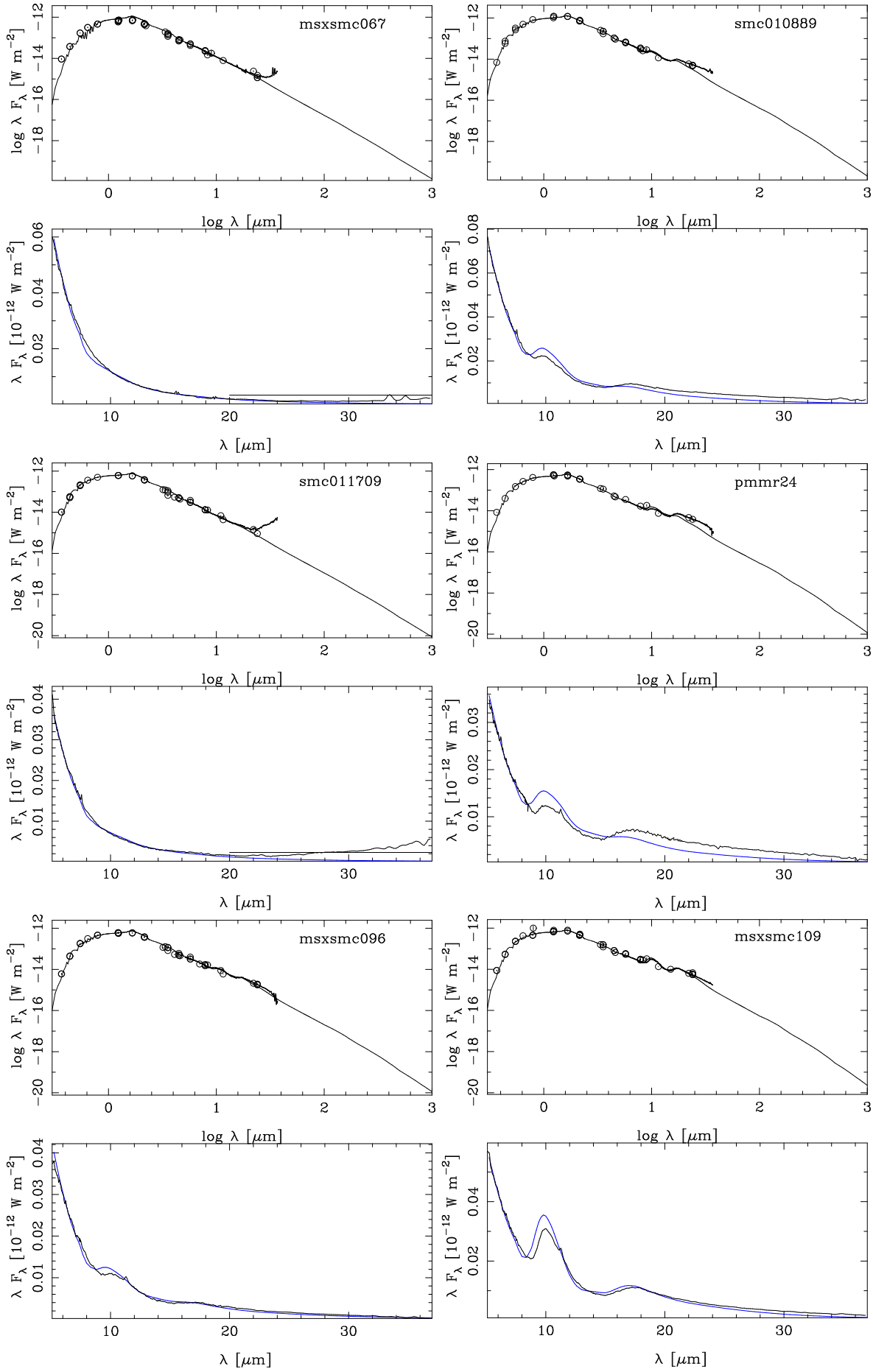
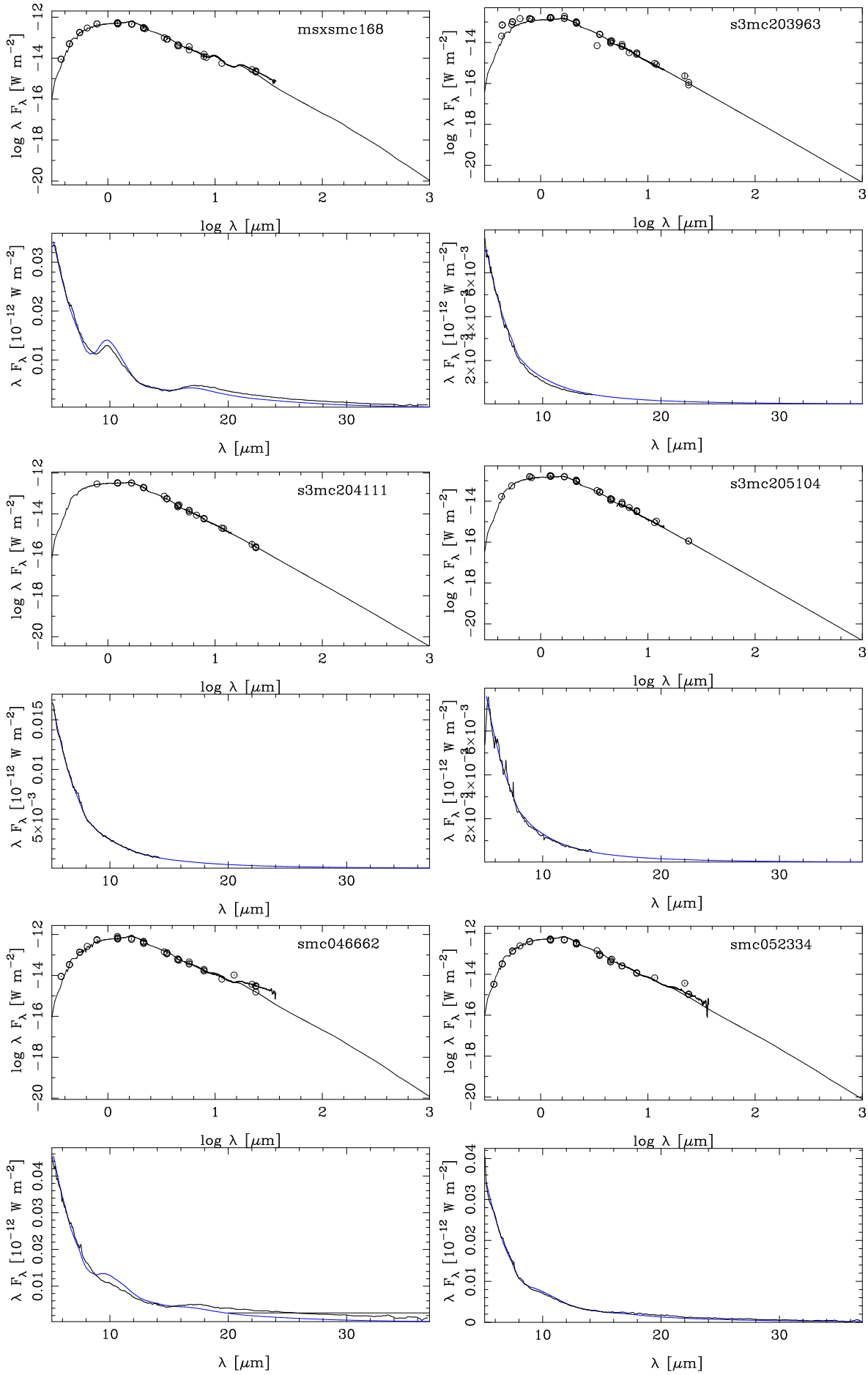
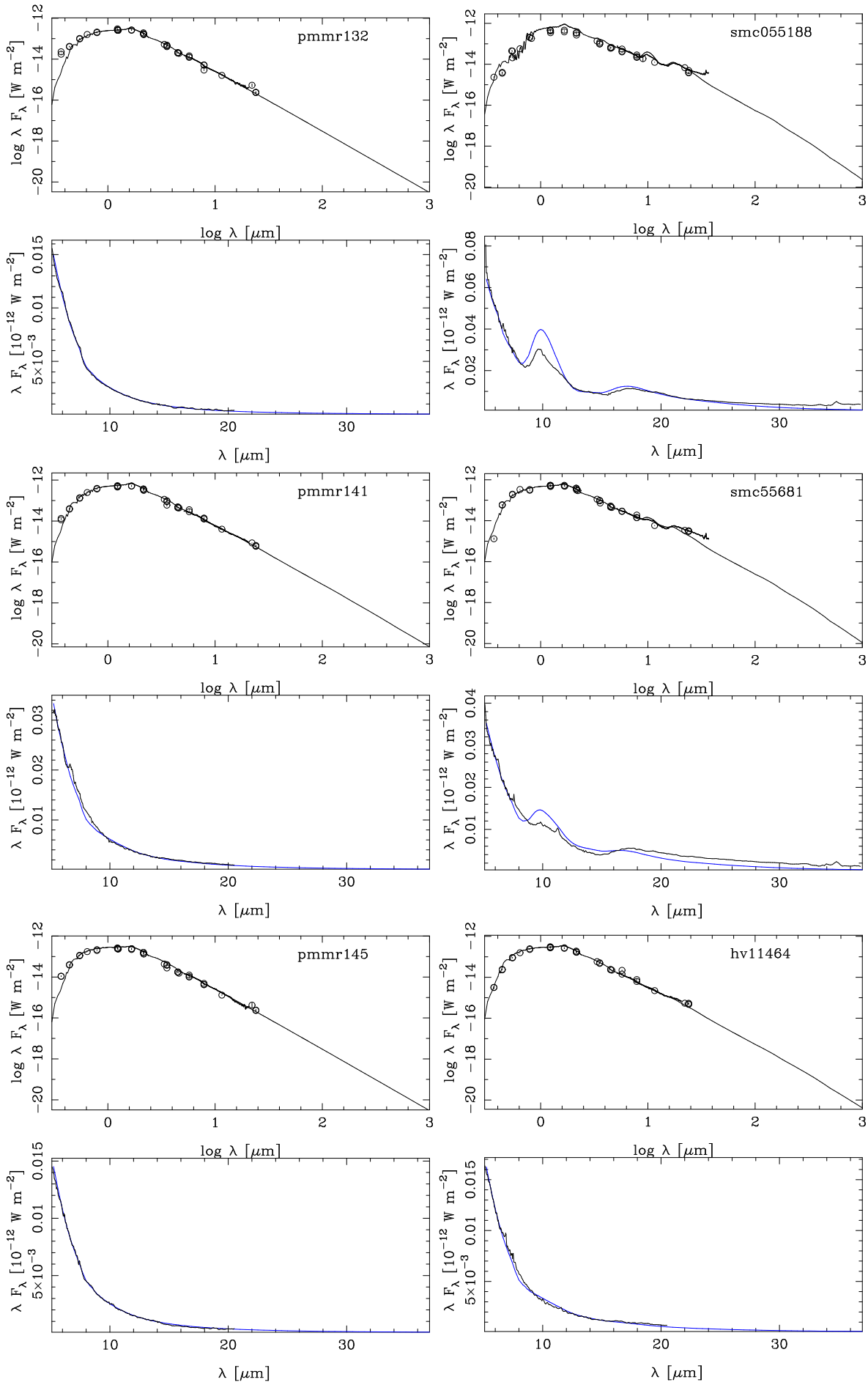


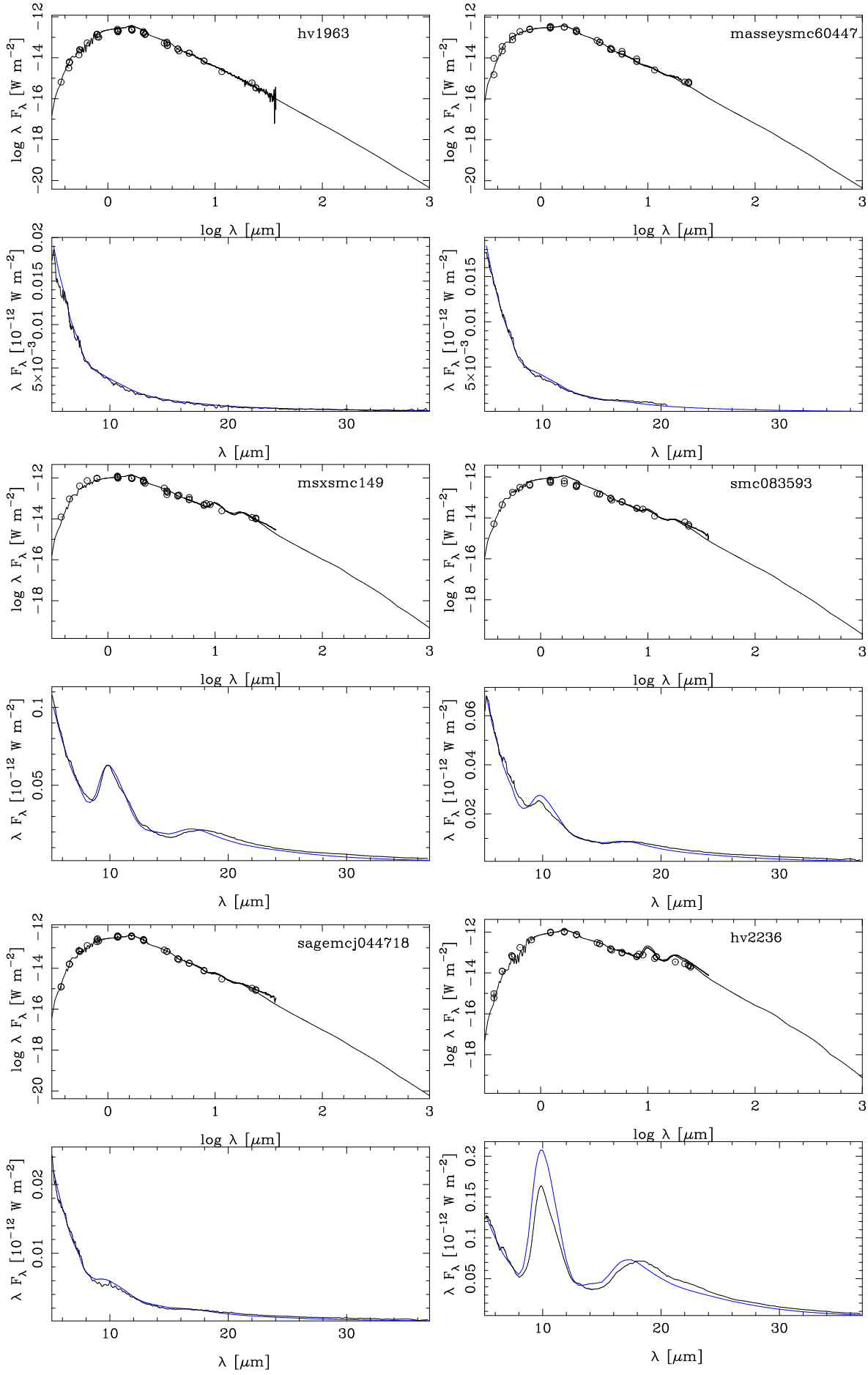
Fig. B.2.

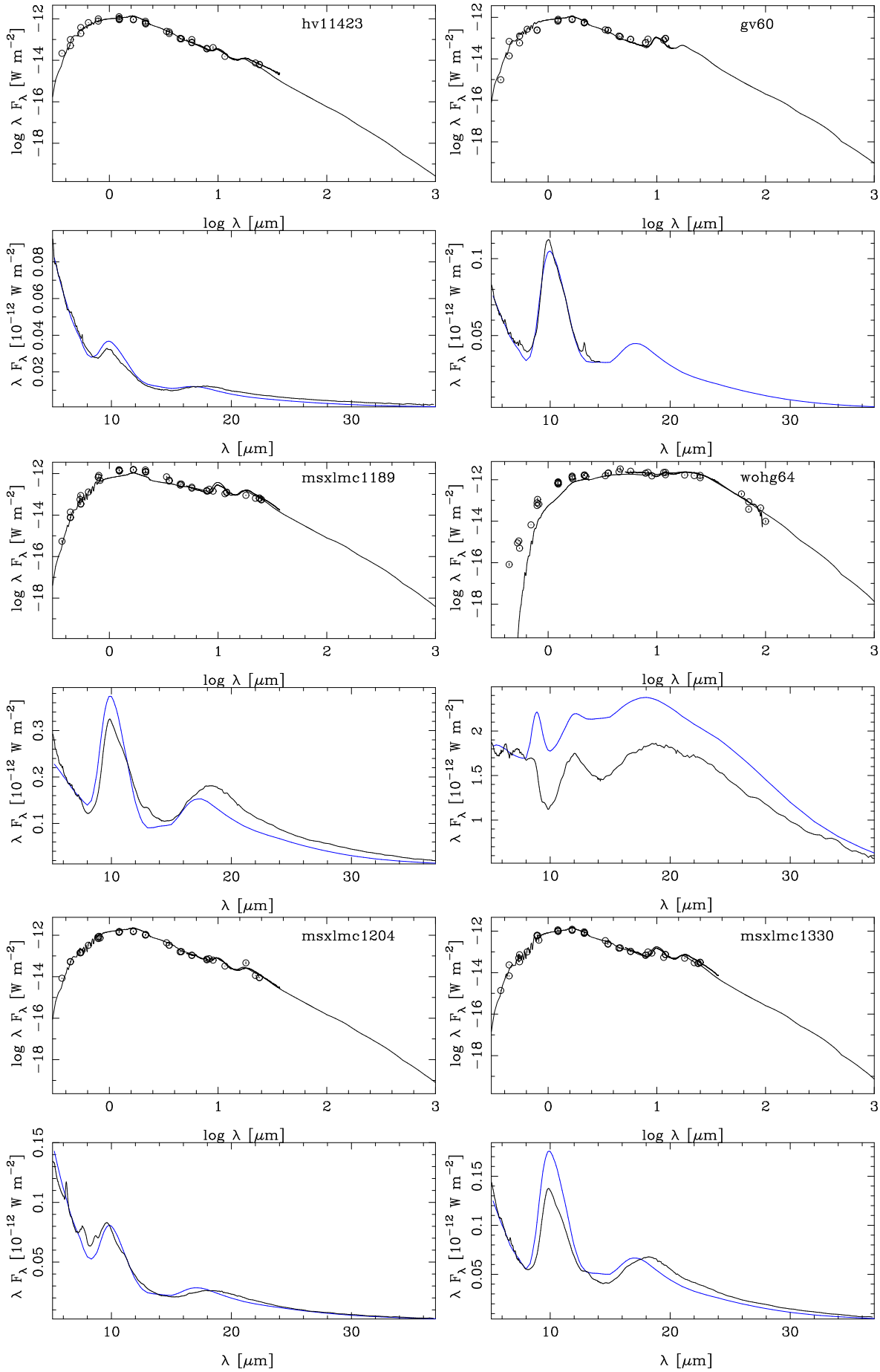


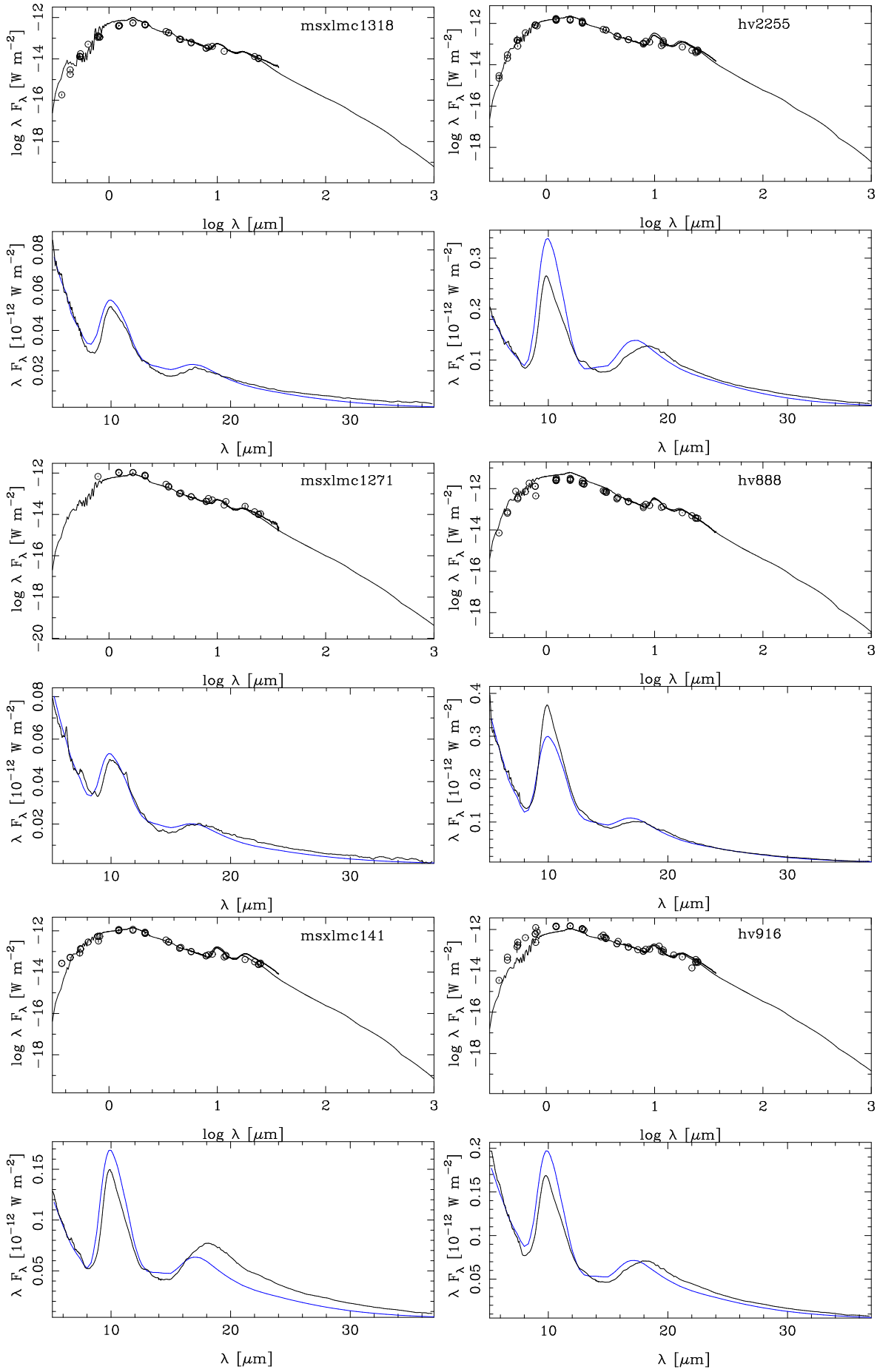


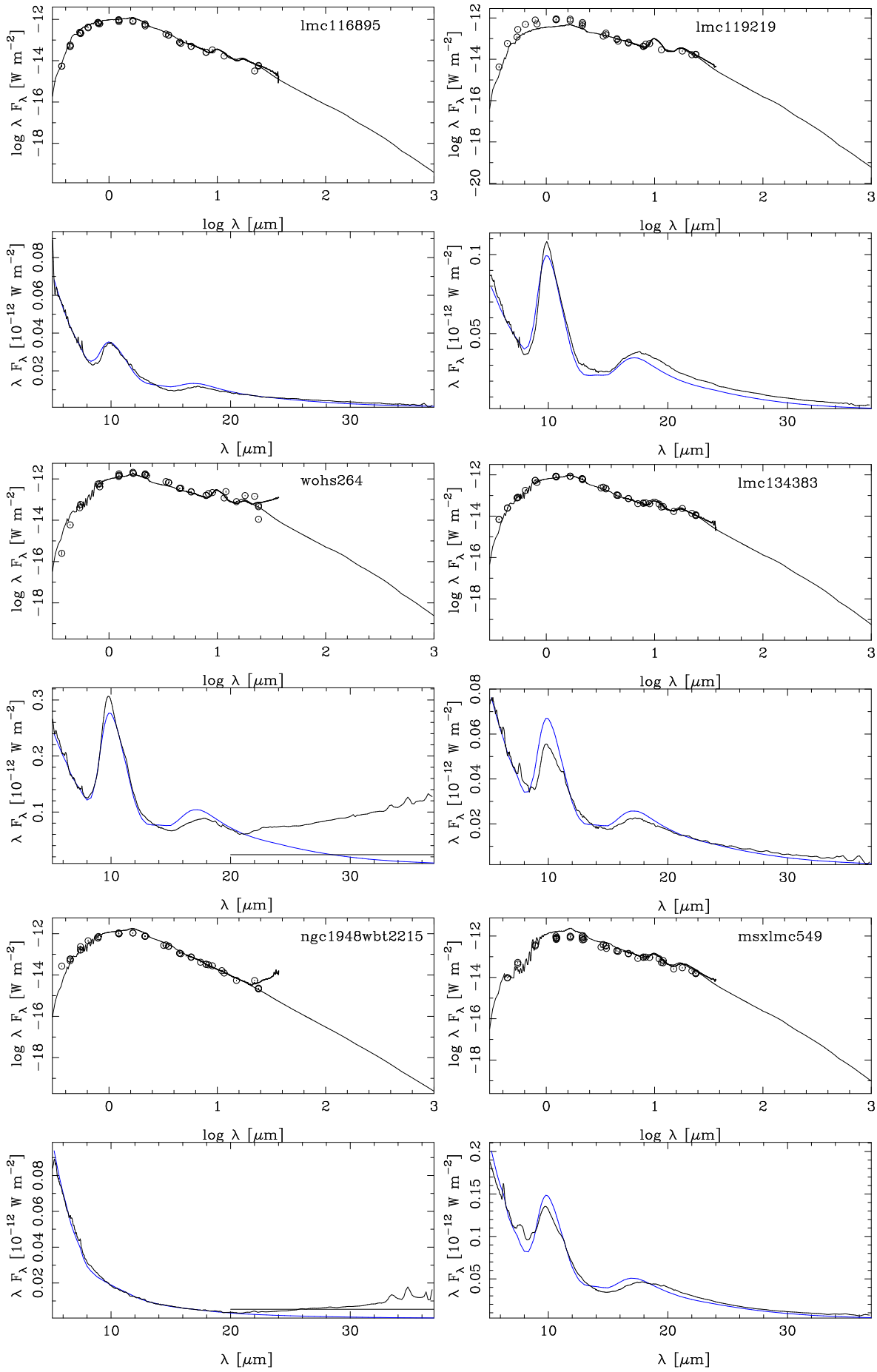


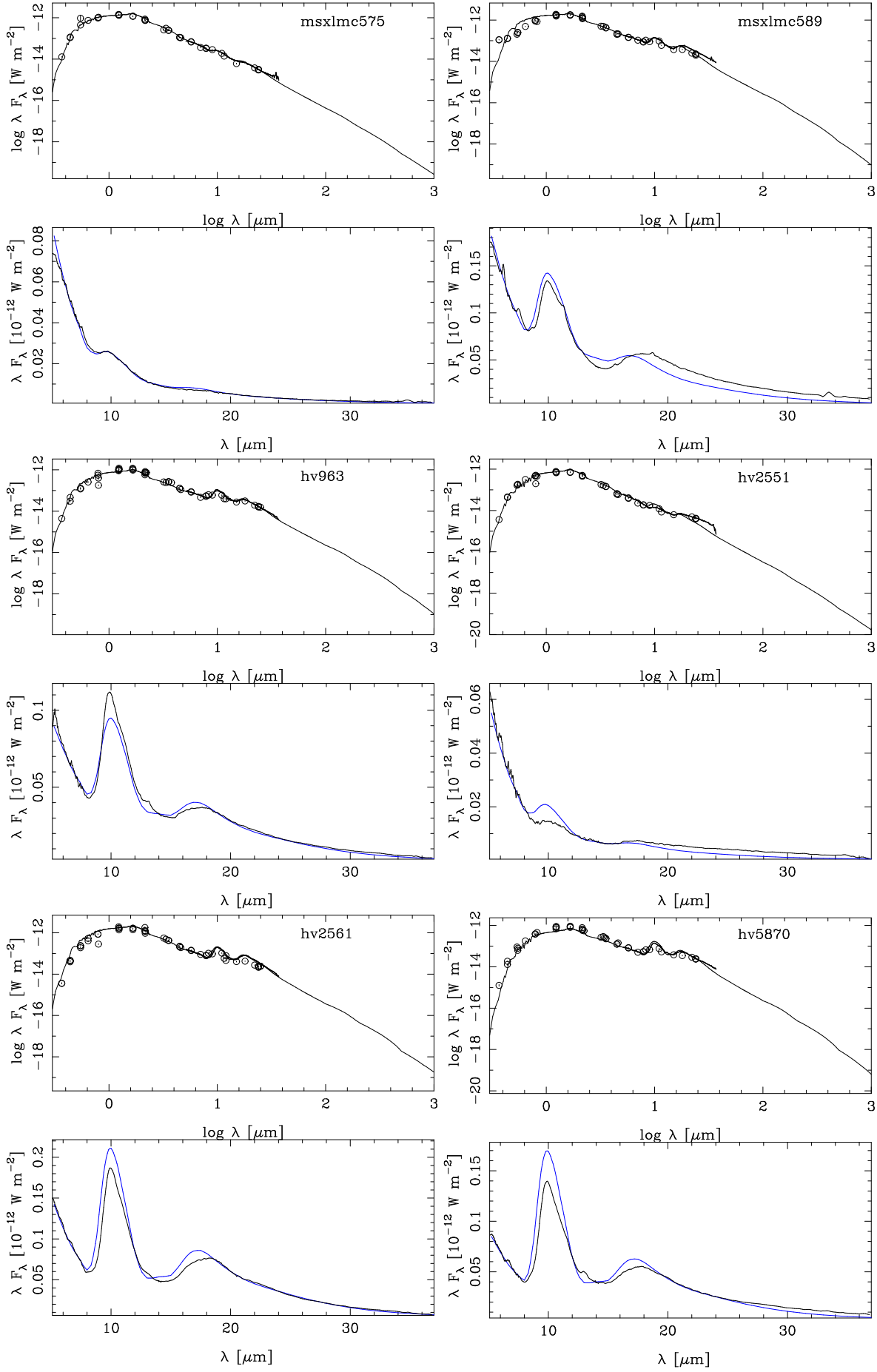


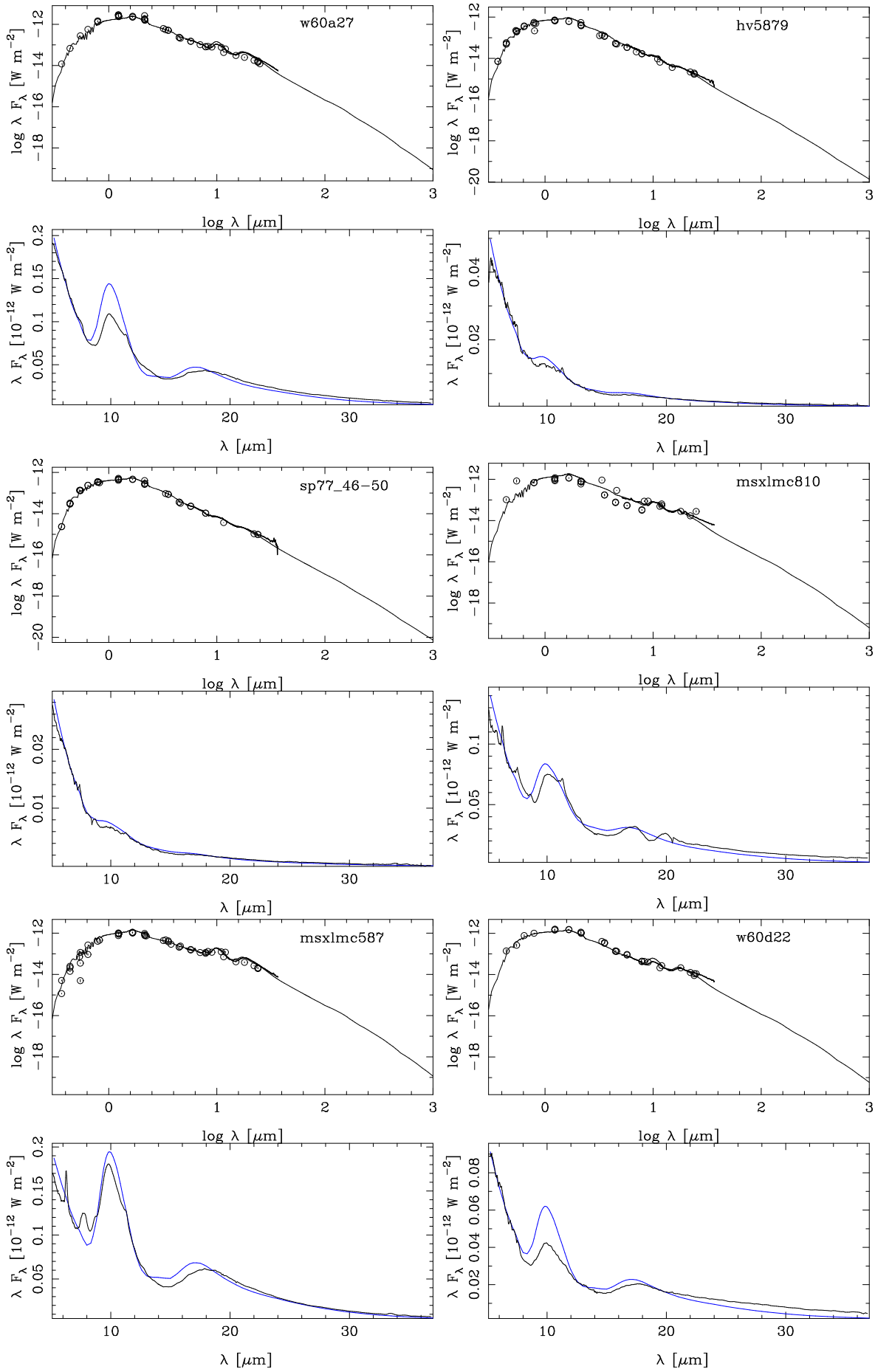


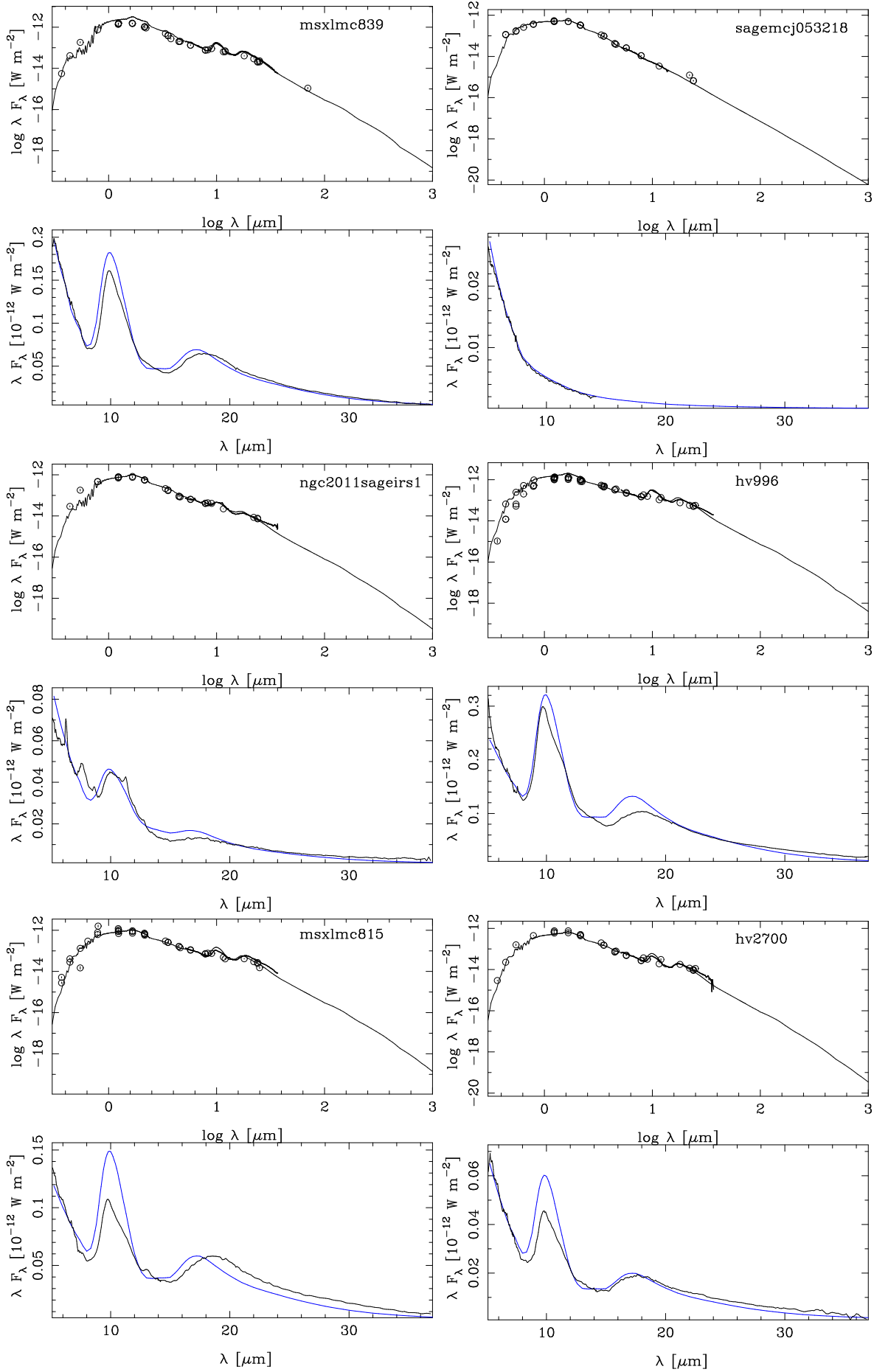


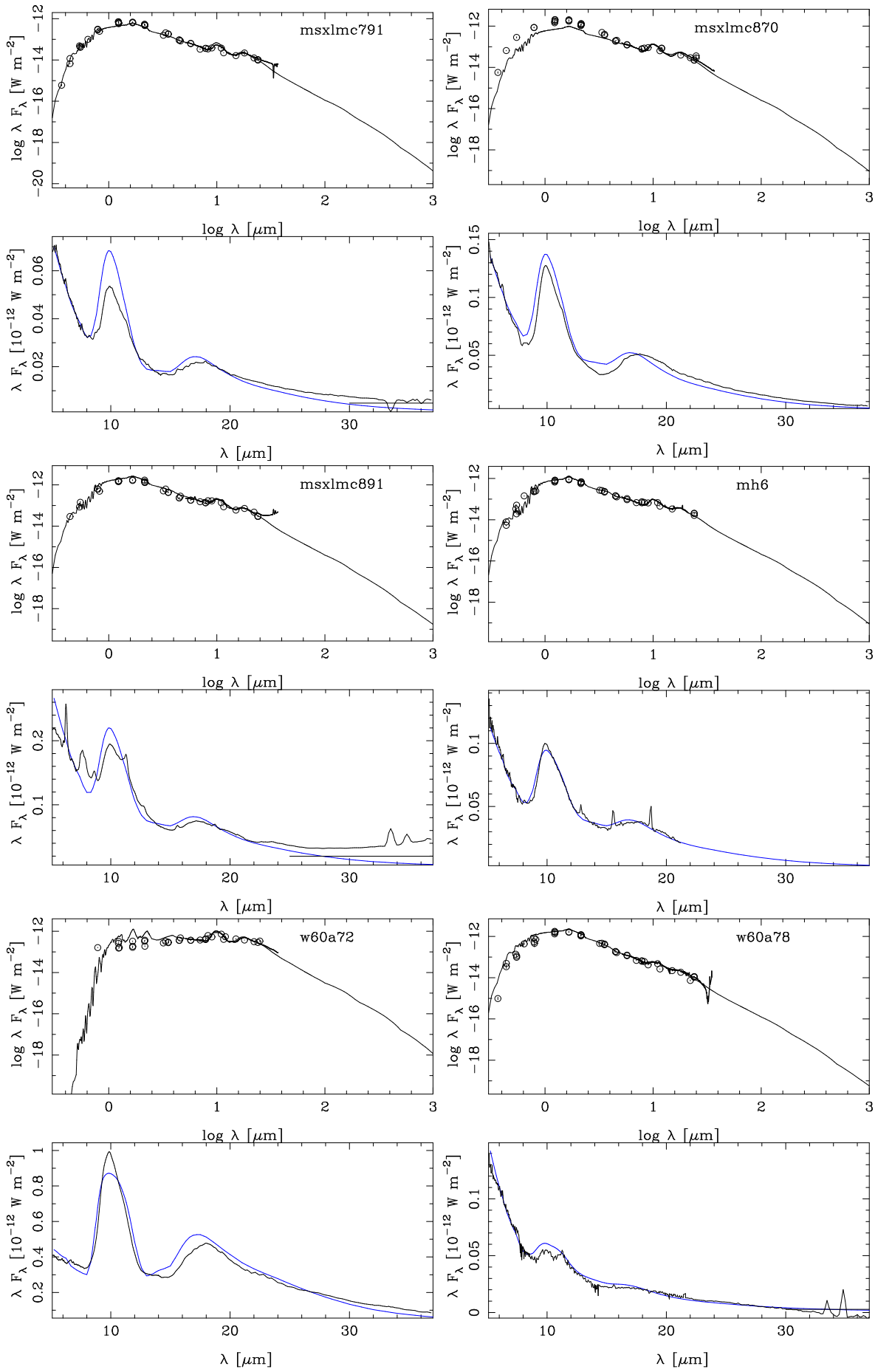


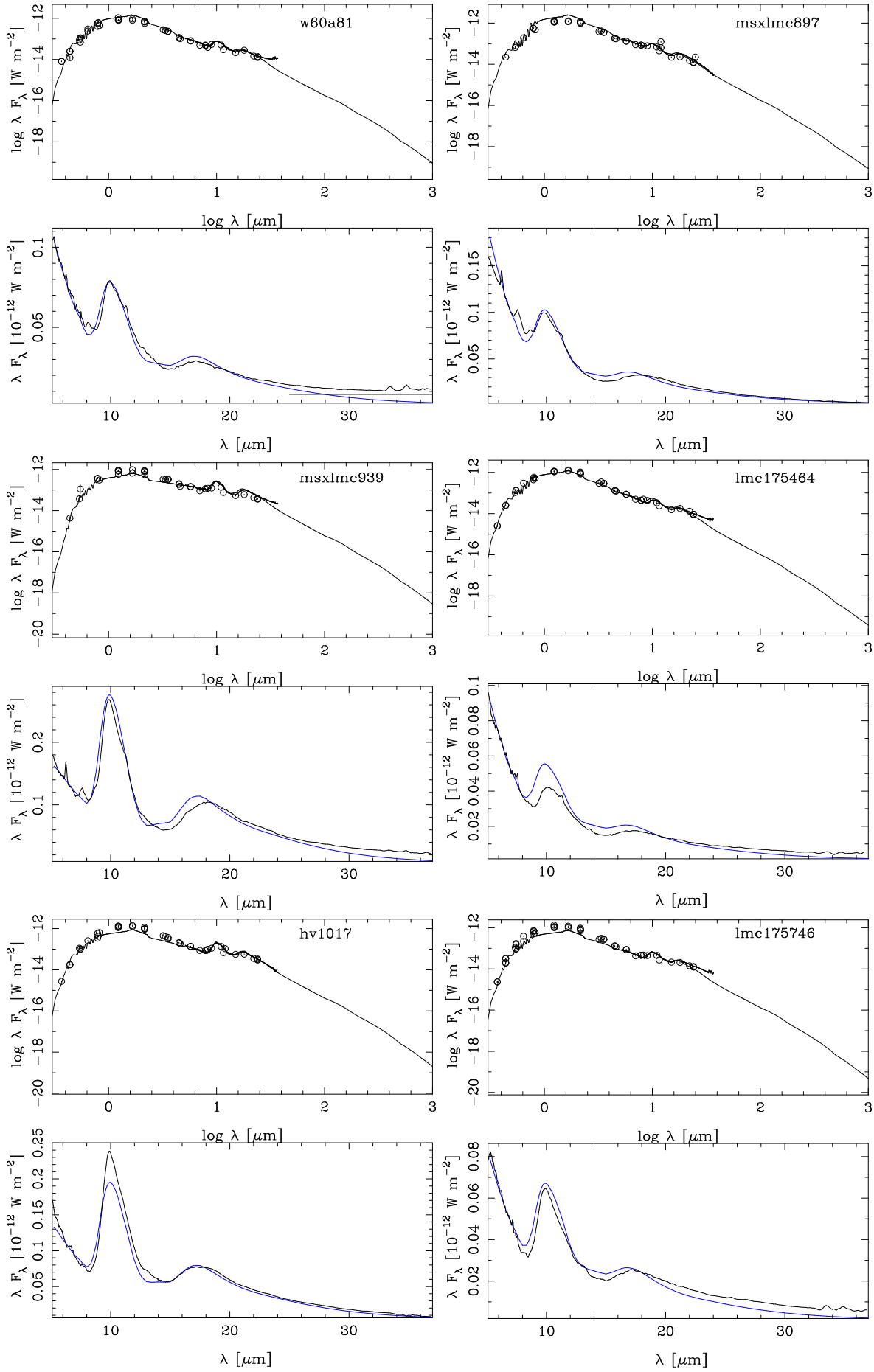


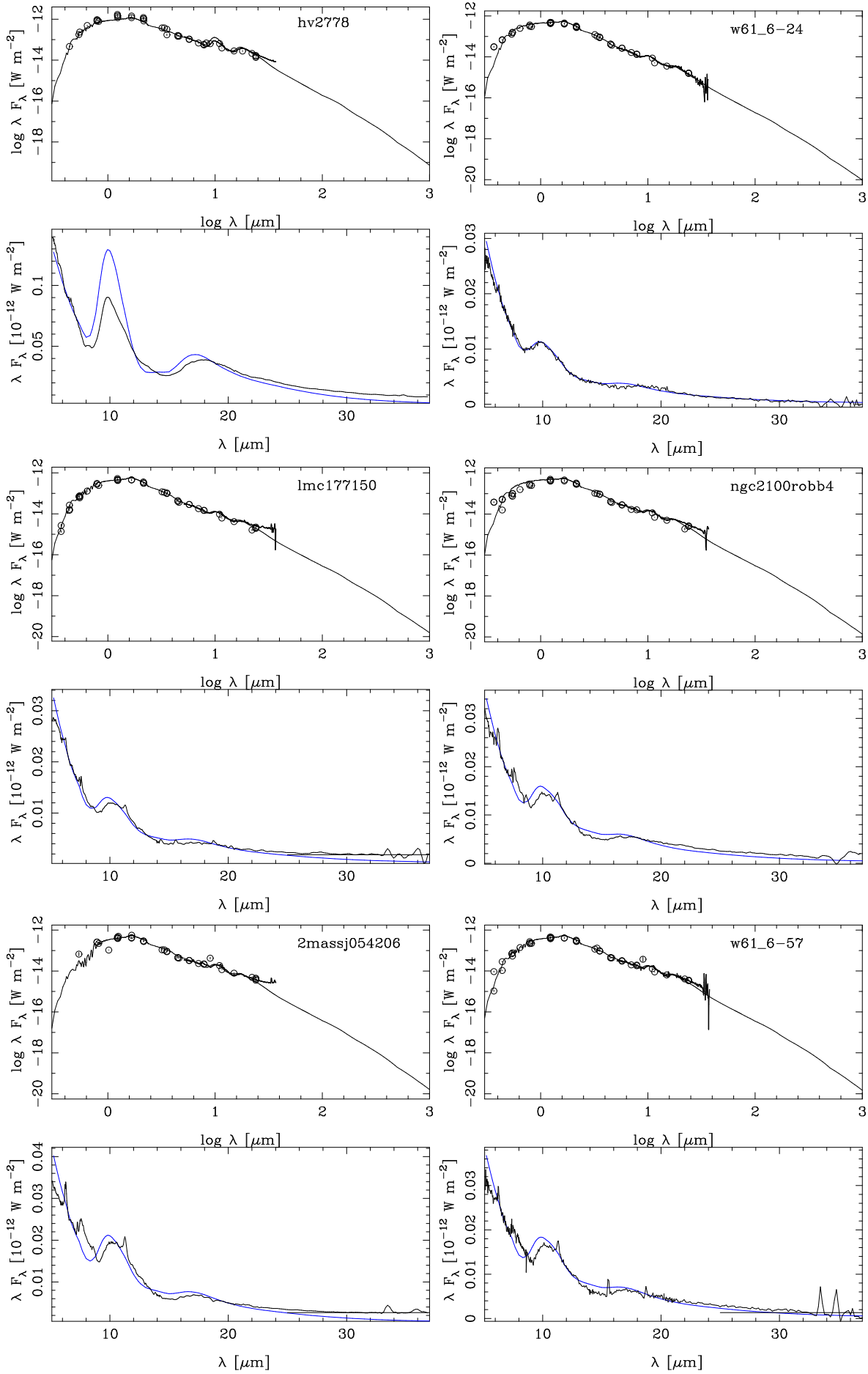


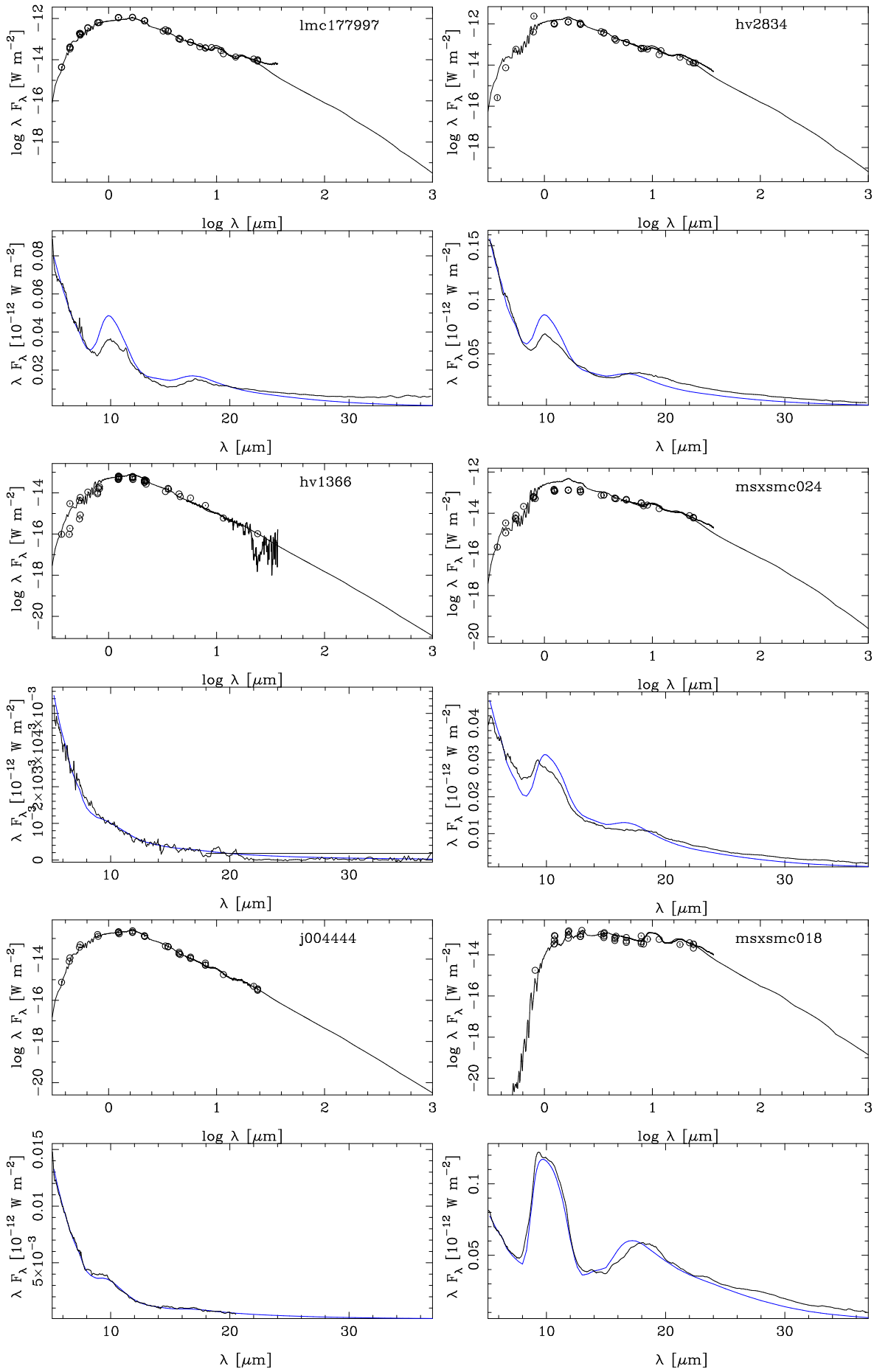


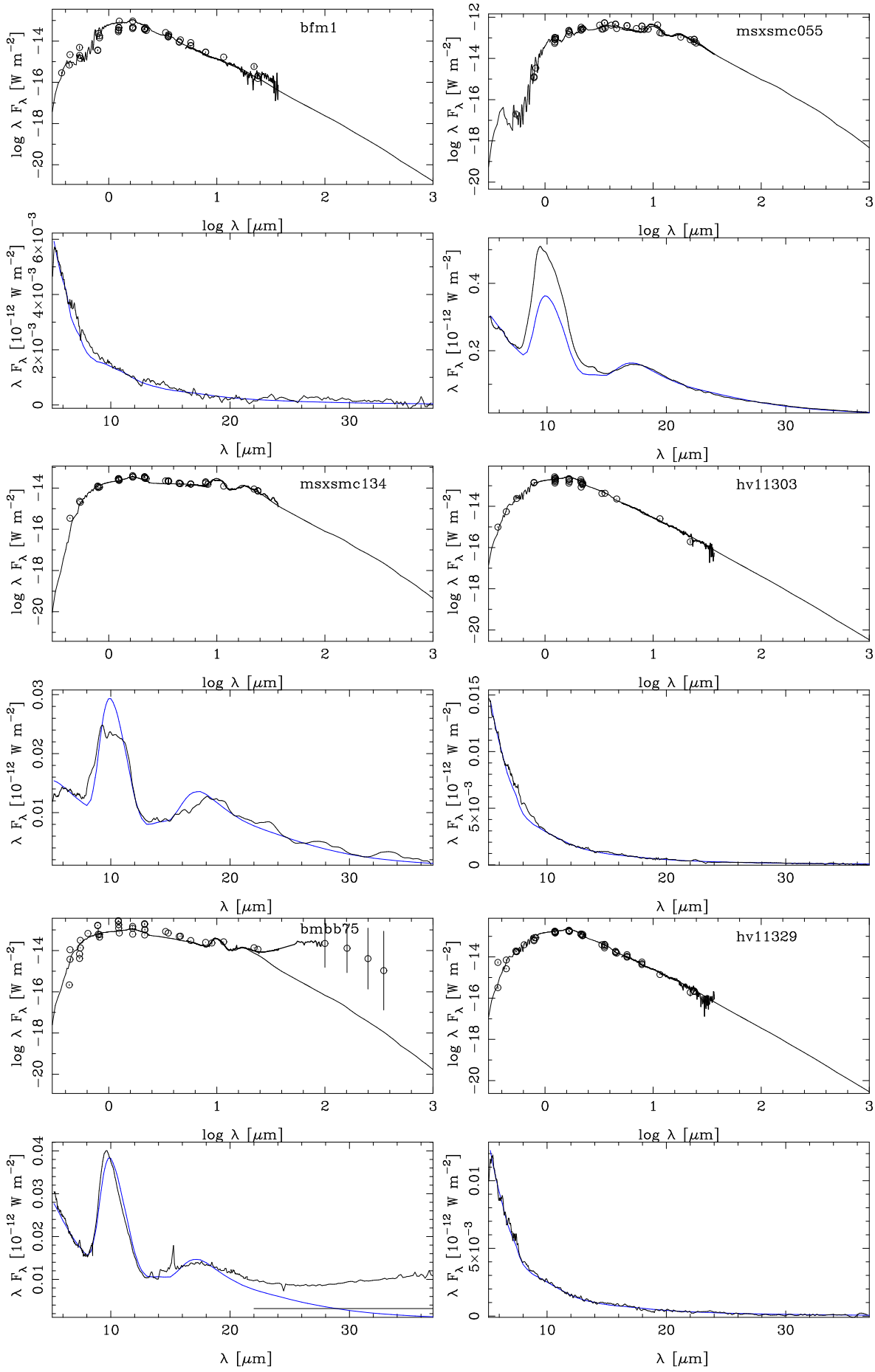


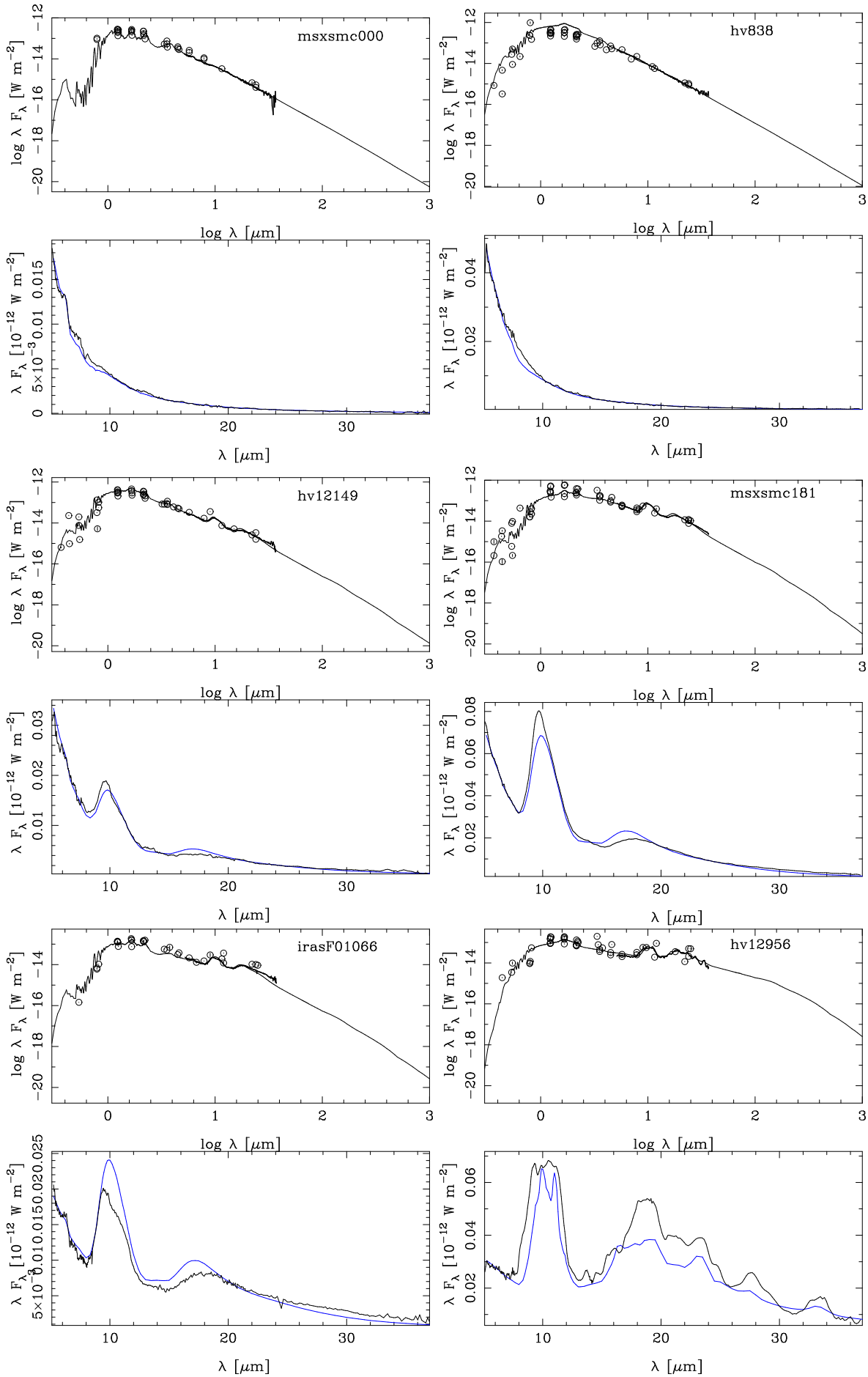


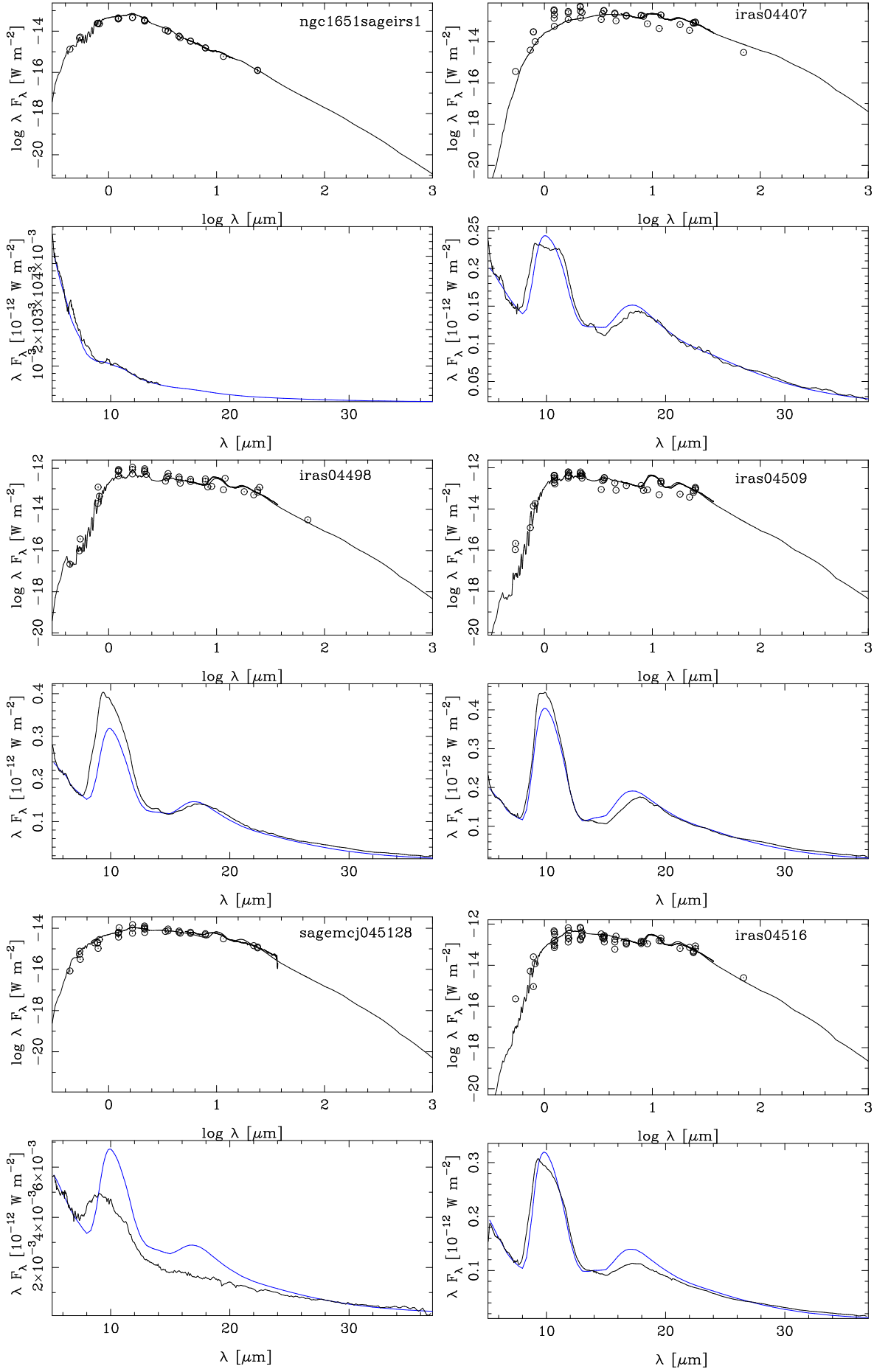


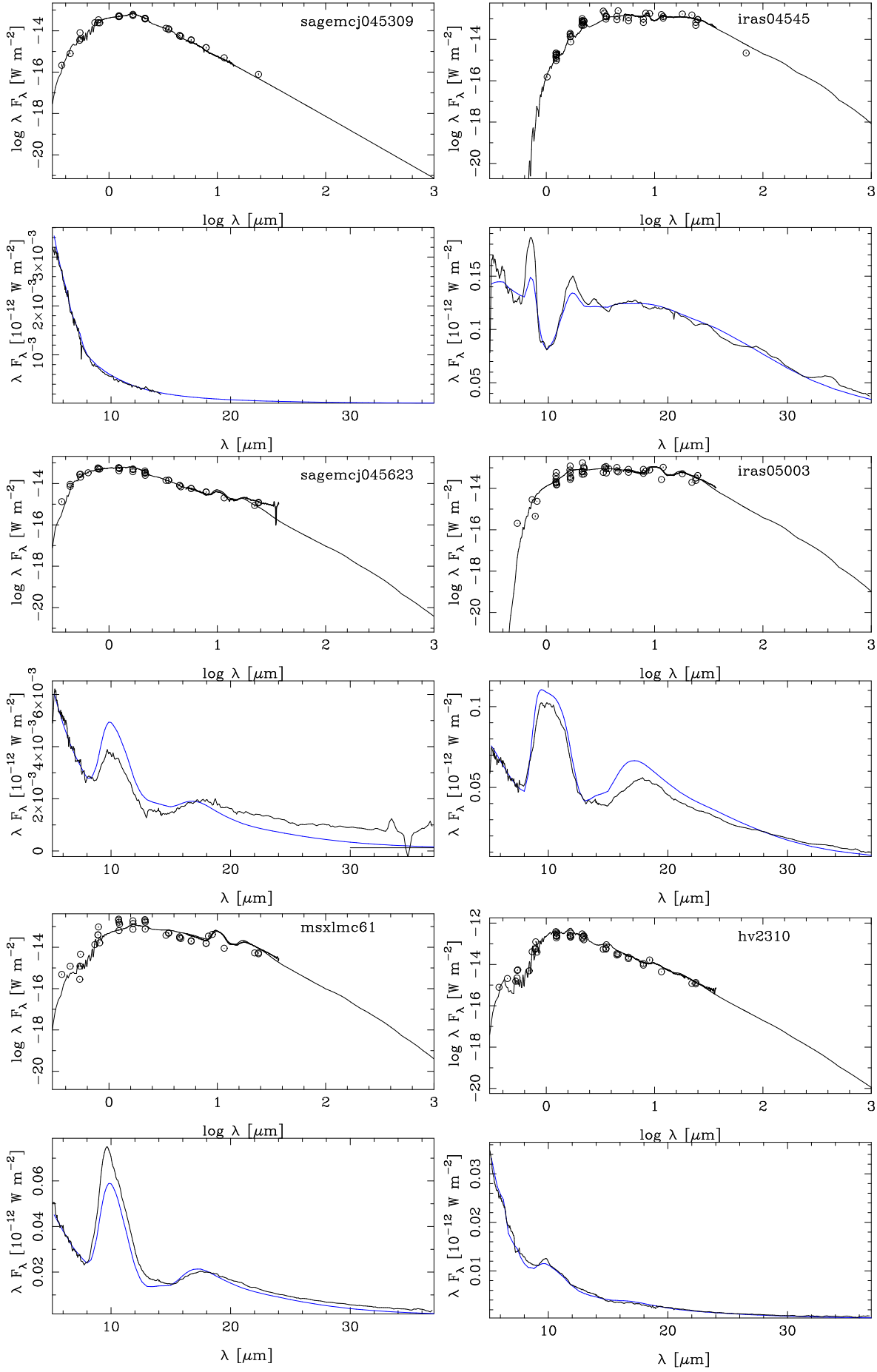


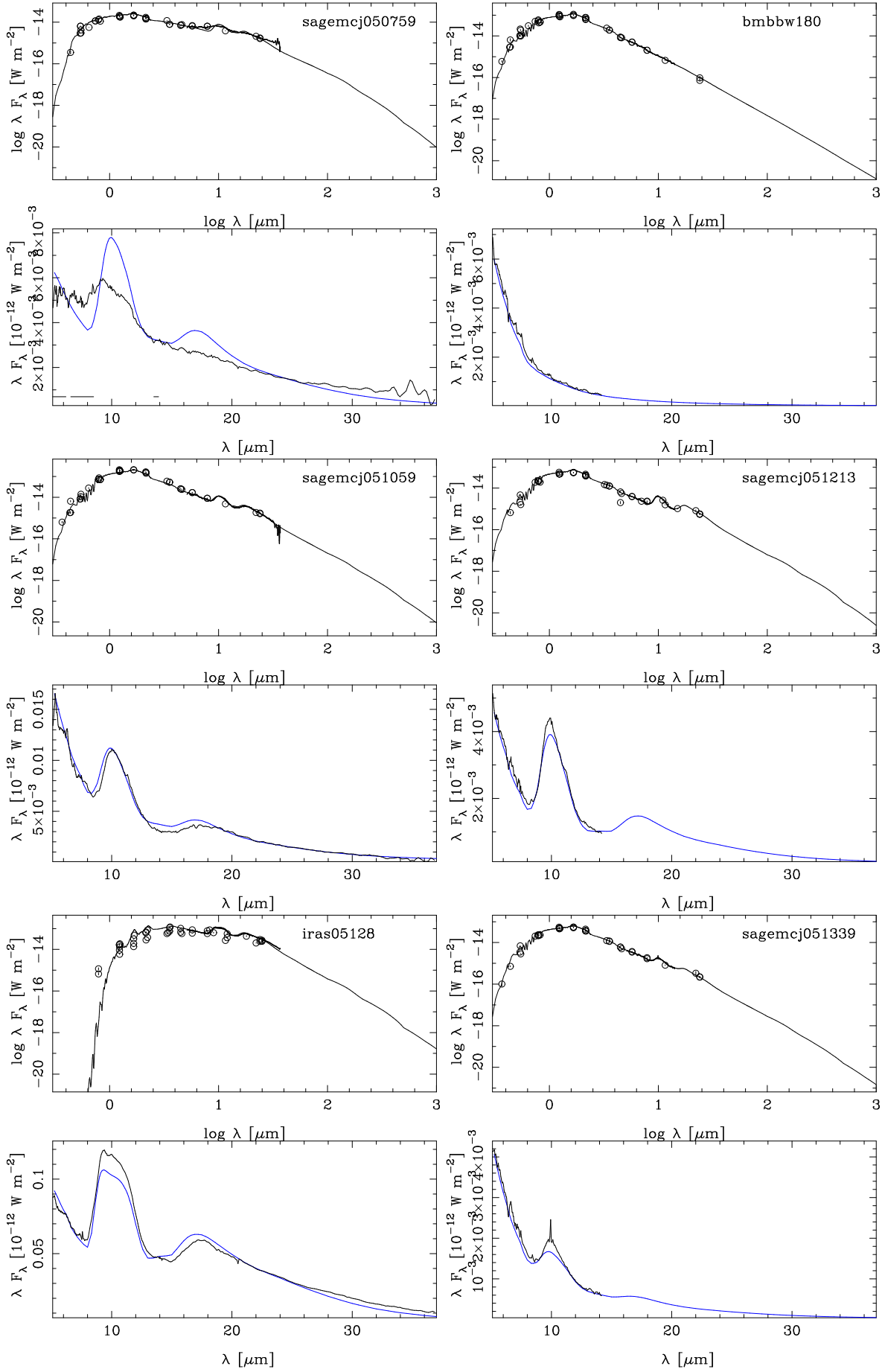


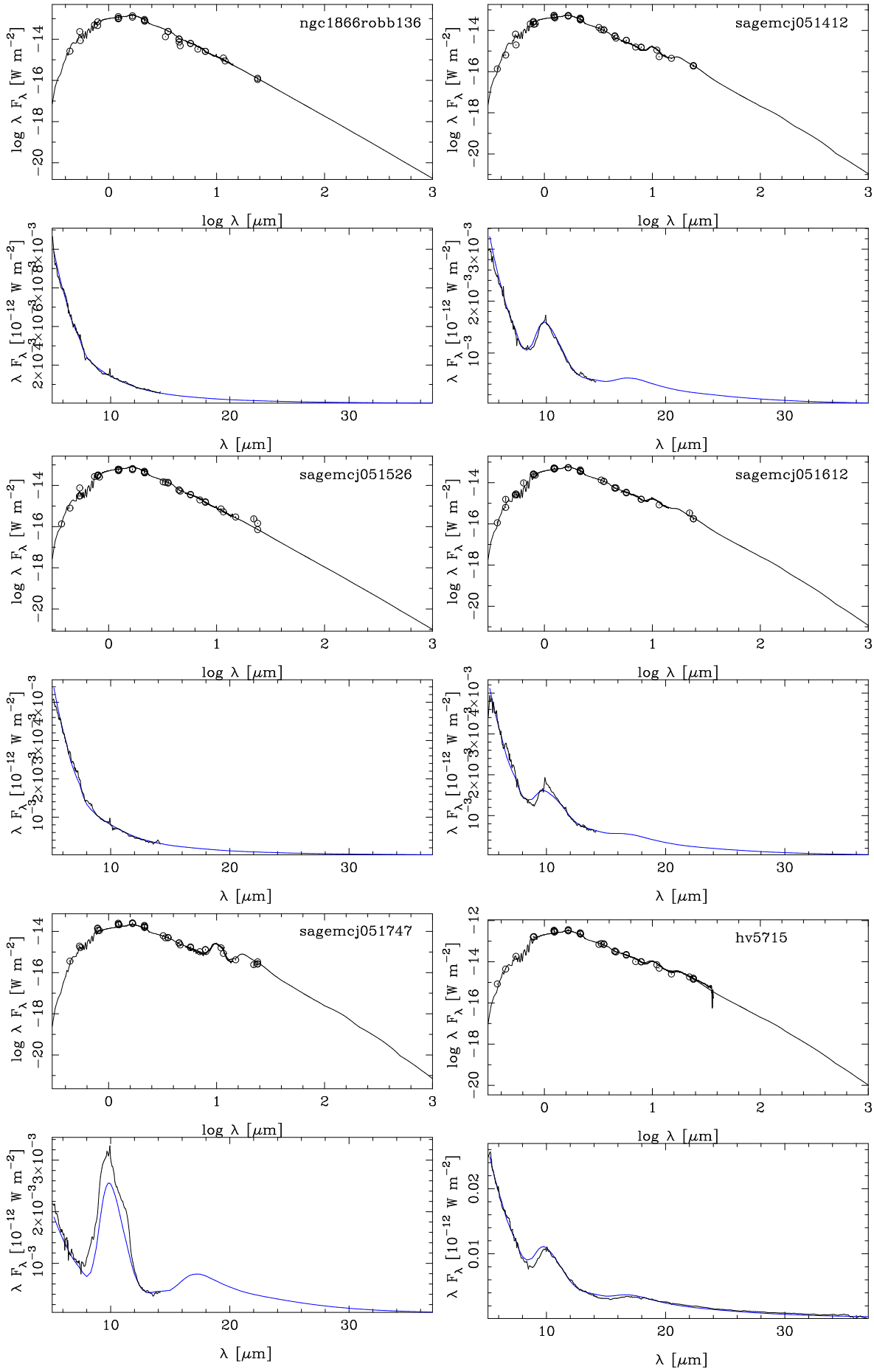


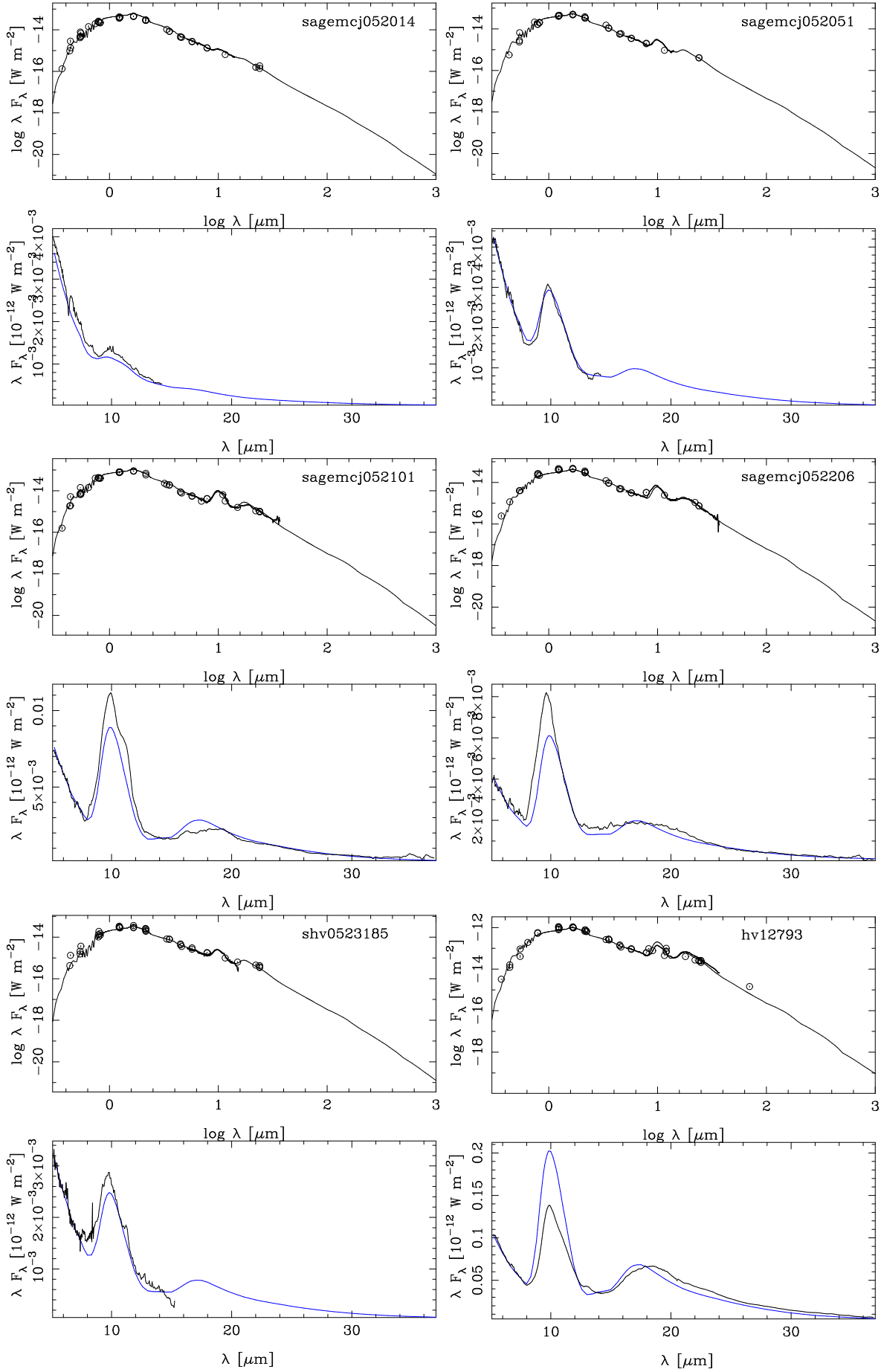


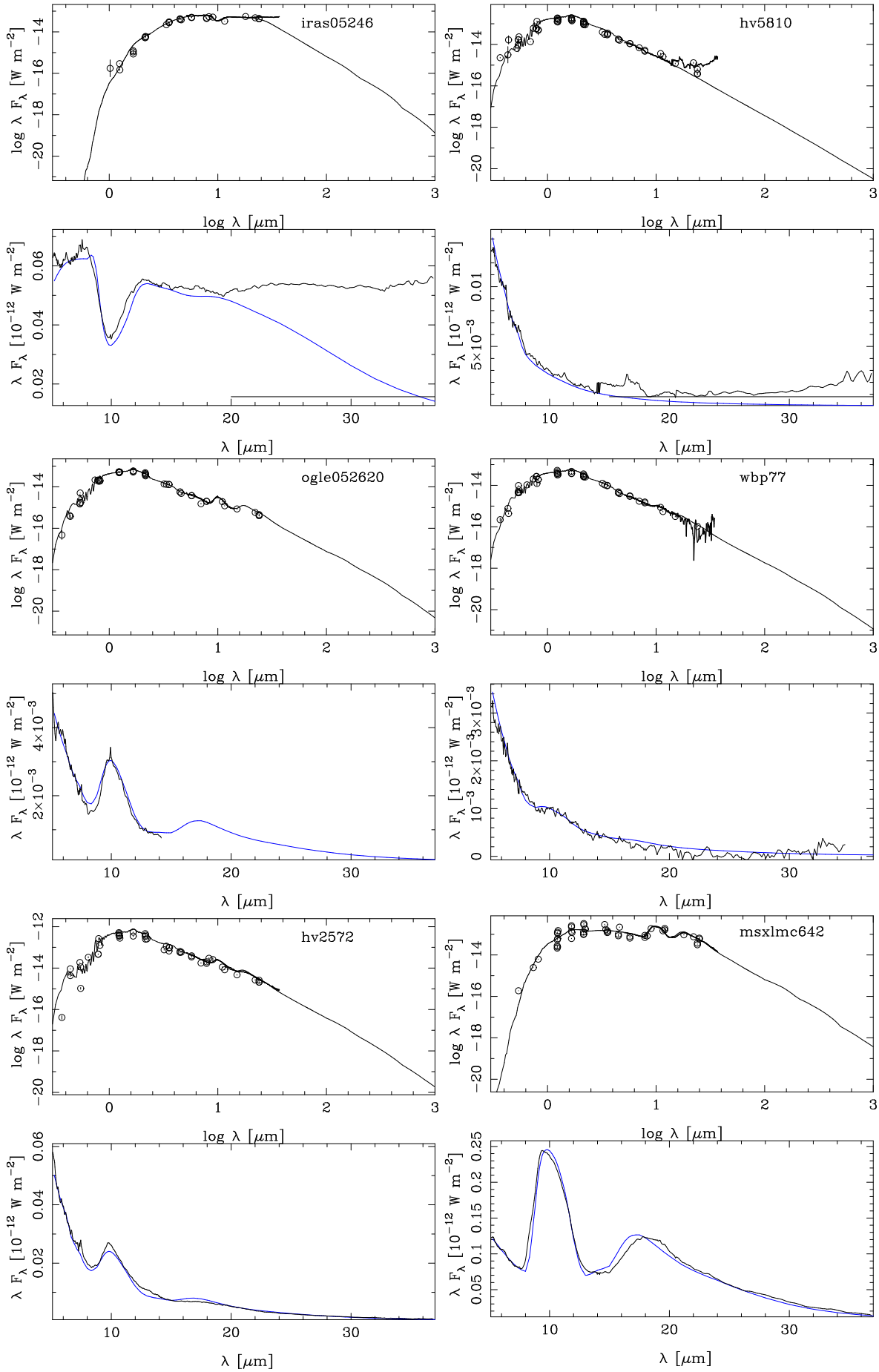


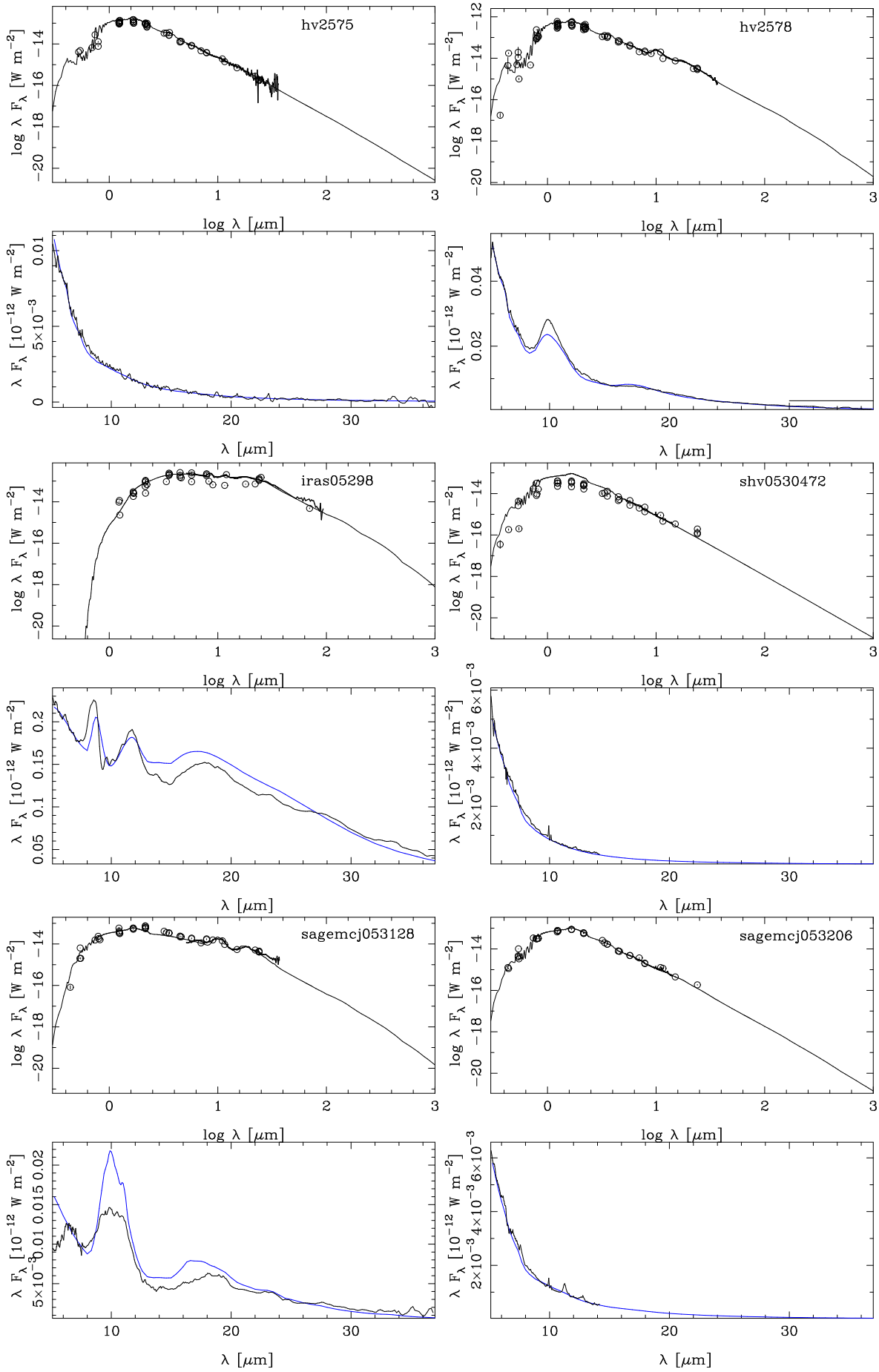


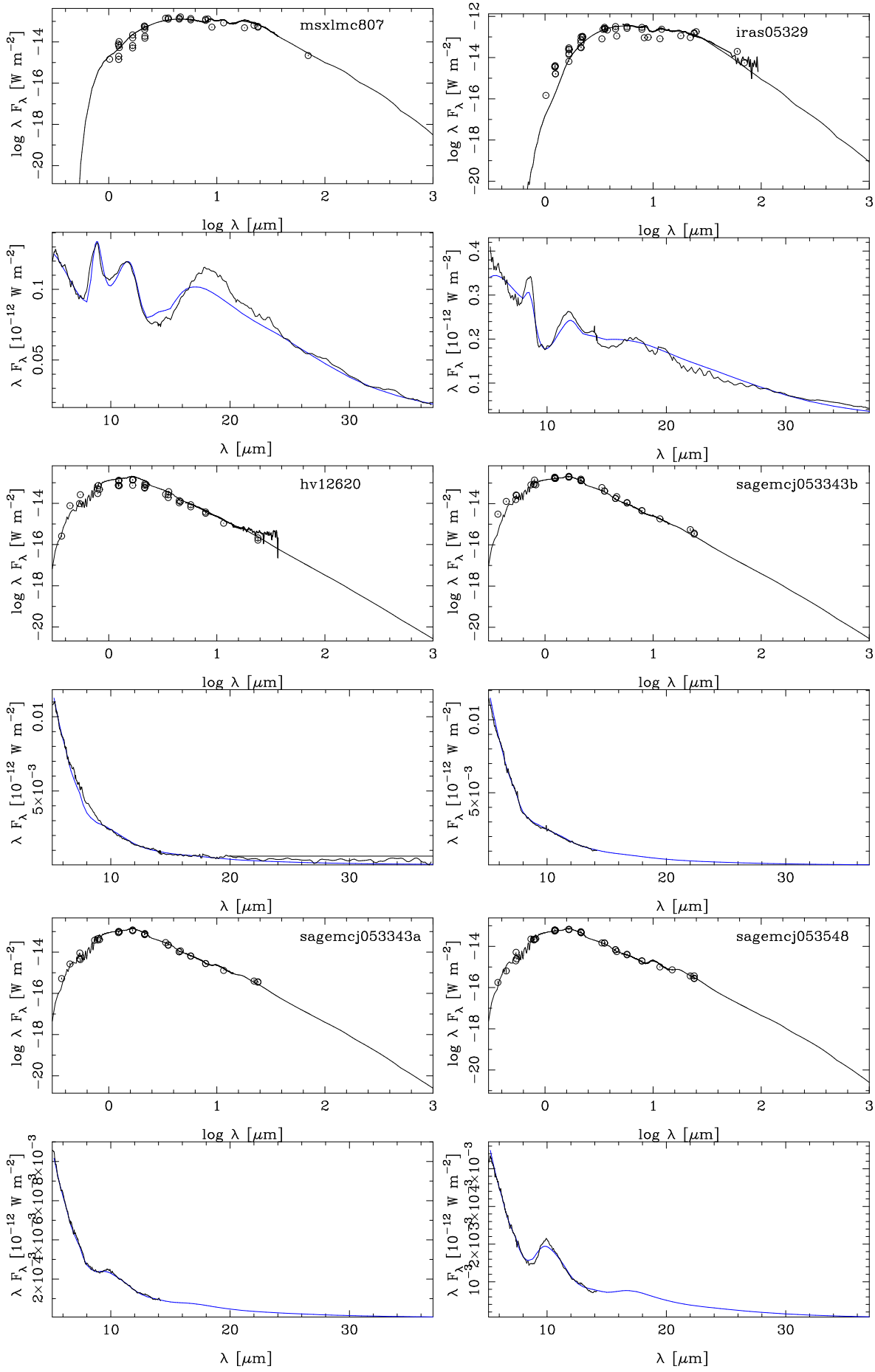


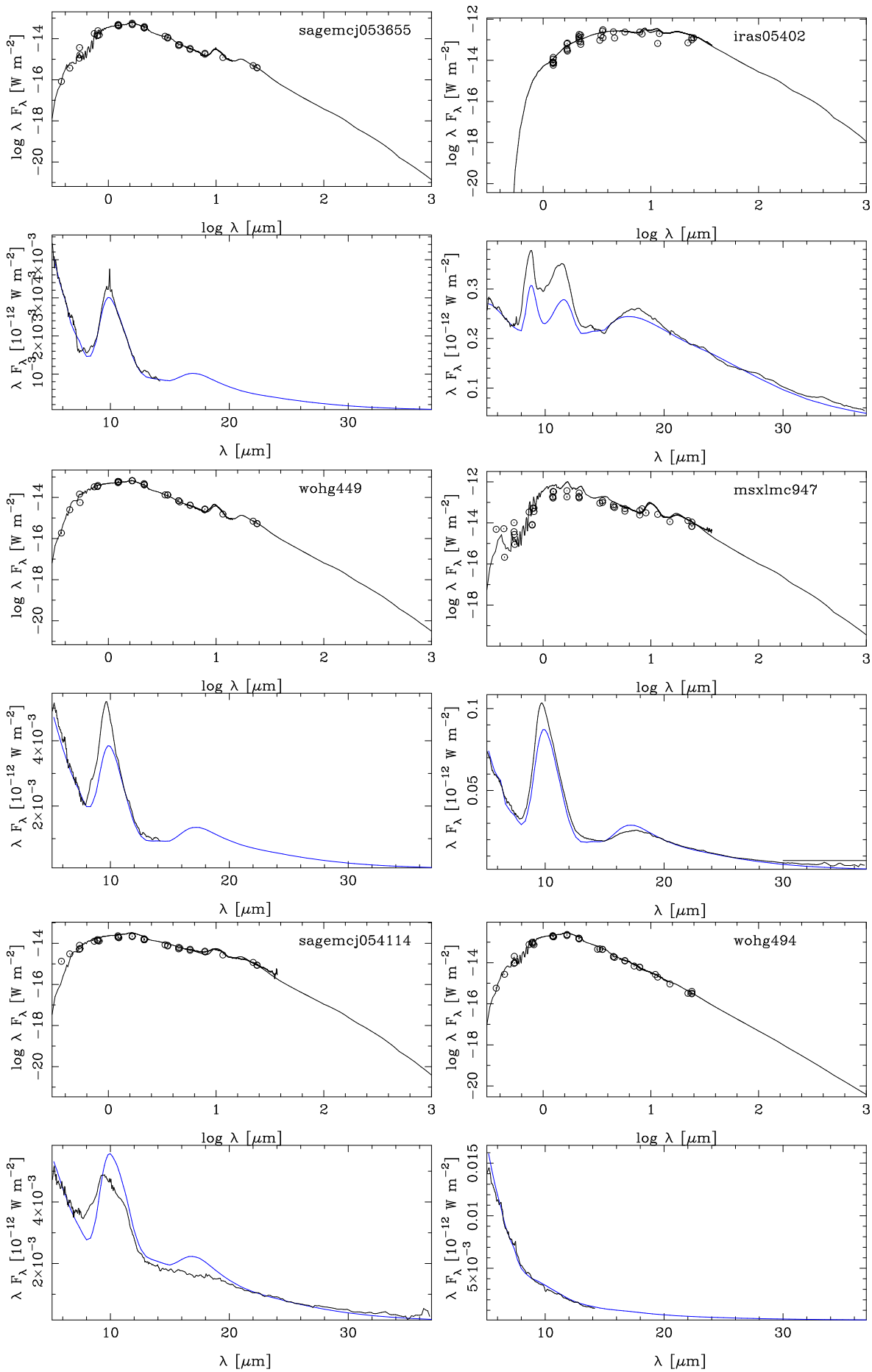


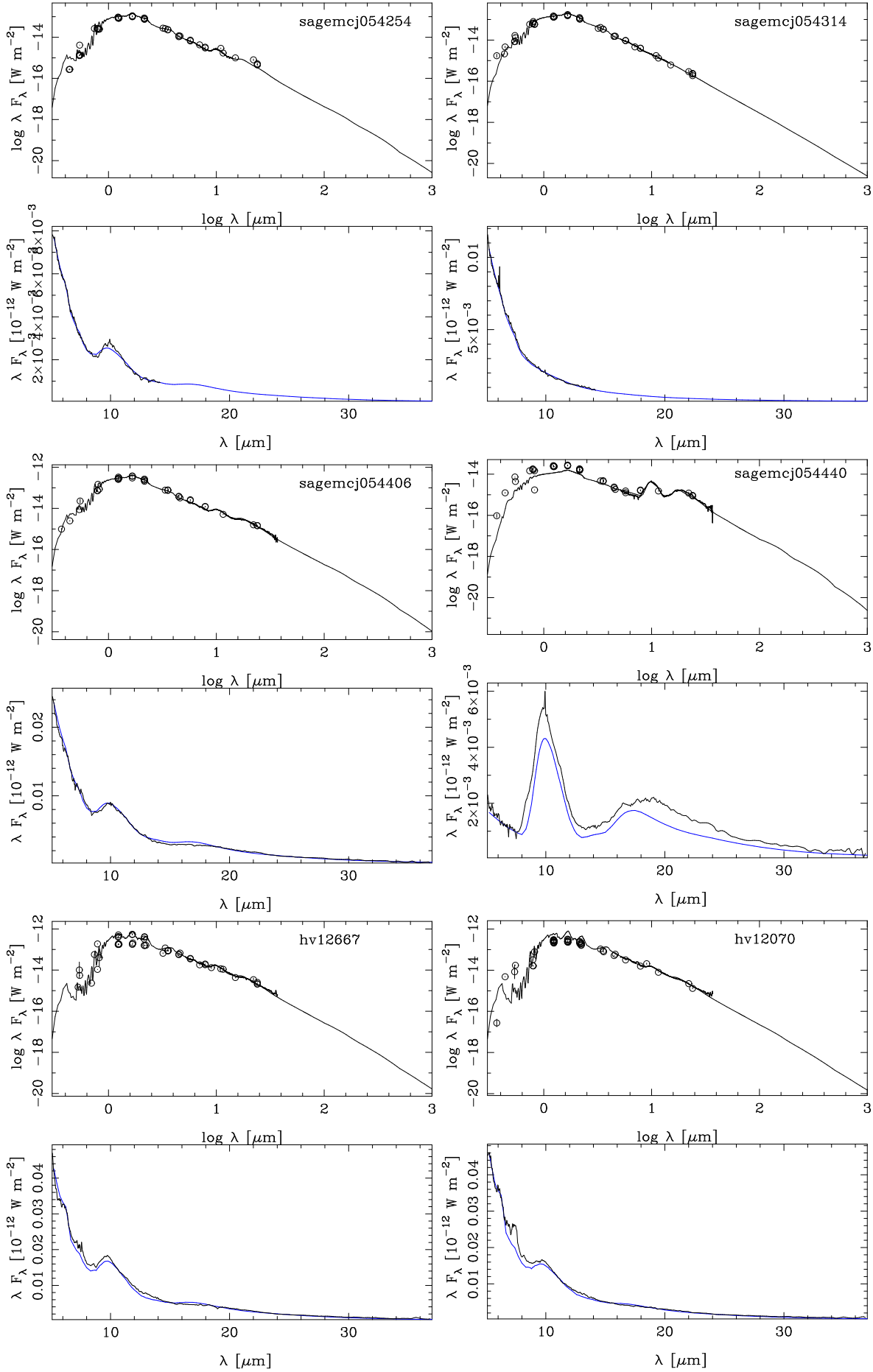


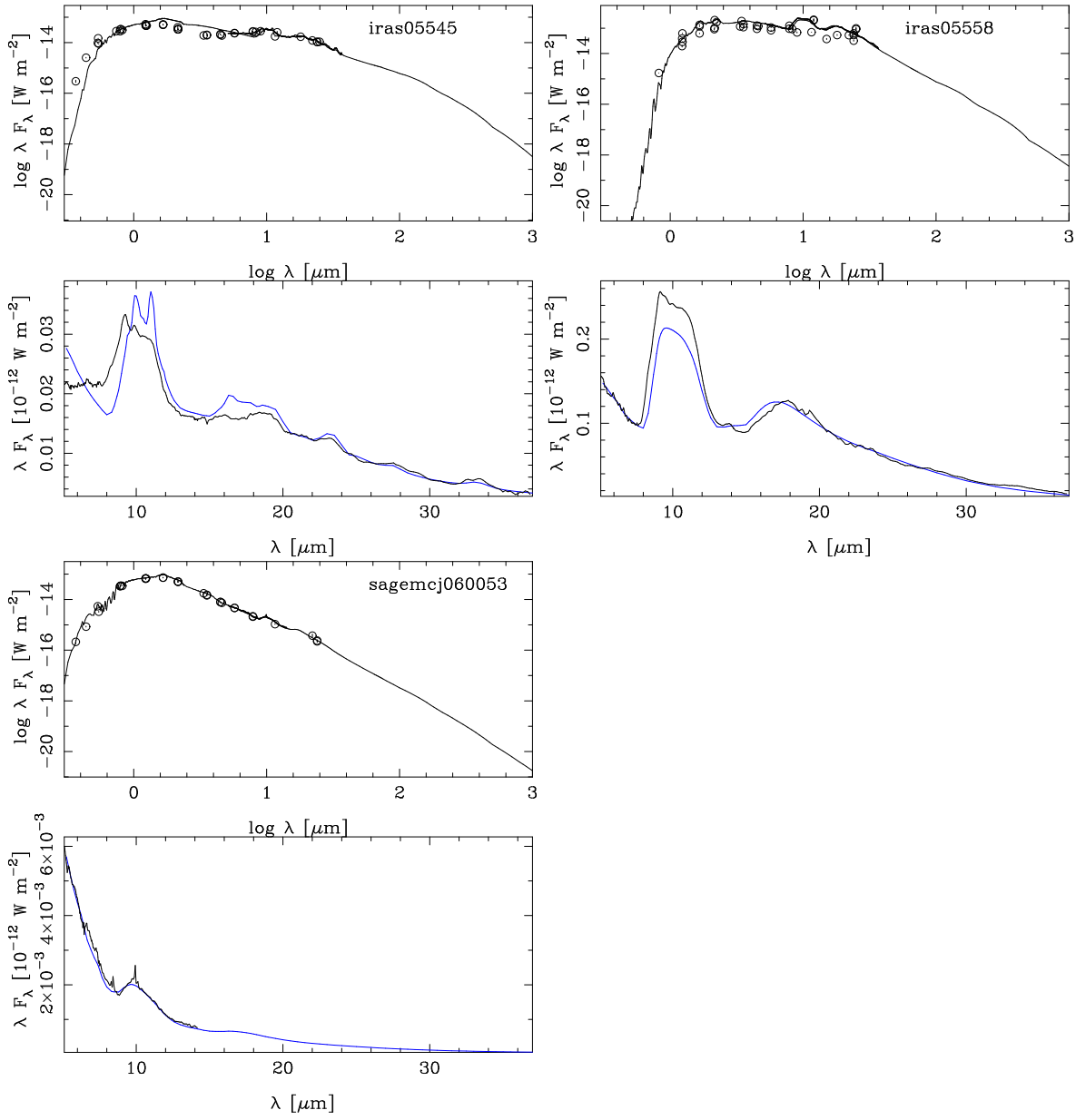












Appendix C: Synthetic magnitudes

Based on the best-fitting model, magnitudes and fluxes are computed in a large number of filters for every star. The procedure follows that in Groenewegen (2006). The calibration is based on the Vega model of Bohlin (2007) and assumes zero magnitudes in all filters.

The filters that are provided are: Bessell *UBVRI*, 2MASS *JHK*, VISTA *ZYJHK*, WISE 1-4, IRAC [3.6], [4.5], [5.8], [8.0], MIPS [24], [70], [160], Herschel PACS [70], [110], [170], SPIRE [250], [350], [550], Akari N2, N3, N4, S7, S9W, S11, L15, L18W, L24, N60, WS, WL, N160, and generic sub-mm filters at 350, 450, 850 and 1300 μm .

Of interest may be the magnitudes in a large number of wide and medium band filters from NIRCAM¹⁹ (F070W, F090W, F115W, F150W, F200W, F277W, F356W, F444W, F140M, F162M, F182M, F210M, F250M, F300M, F335M, F360M, F410M, F430M, F460M, F480M) and MIRI²⁰ (F560W, F770W, F1000W, F1130W, F1280W, F1500W, F1800W, F2100W, F2550W) instruments.

Figures C.1 and C.2 show the normalized SEDs of four C and O stars, respectively, with the NIRCAM and MIRI filters indicated by the FWHM of the response curves.

Table C.1, available at the CDS, shows an example of the synthetic photometry for one star. In the electronic version all filters are listed on one single row per object. All values are in magnitudes, except the 3 PACS, 3 SPIRE and 4 sub-mm filters which are given in $\log F(\text{mJy})$. The magnitudes and fluxes can be scaled using the adopted distances (see Section 4) and fitted luminosities (Tables B.1 and B.2) for each star.

Table C.1. Synthetic photometry. Example for one object.

| Bessell | | | | 2MASS | | | | VISTA | | | | WISE | | | | | | | | |
|---------|--------|--------|--------|--------|--------|--------|--------|--------|--------|------------|--------|--------|--------|--------|--------|--------|---------|--|--|--|
| U | B | V | R | I | J | H | K | Z | Y | J | H | K | W1 | W2 | W3 | W4 | | | | |
| 22.332 | 20.869 | 18.654 | 17.109 | 15.629 | 12.970 | 11.698 | 11.192 | 15.057 | 14.075 | 12.900 | 11.726 | 11.186 | 10.508 | 9.314 | 6.516 | 5.217 | | | | |
| IRAC | | | | MIPS | | | | PACS | | | | SPIRE | | | | Akari | | | | |
| [3.6] | [4.5] | [5.8] | [8.0] | [24] | [70] | [160] | 70 | 110 | 170 | 250 | 350 | 550 | N2 | N3 | N4 | S7 | | | | |
| 10.298 | 9.419 | 8.598 | 7.477 | 5.123 | 3.374 | 2.150 | 1.551 | 1.477 | 1.327 | 1.096 | 0.816 | 0.431 | 11.075 | 10.654 | 9.502 | 7.760 | | | | |
| Akari | | | | JWST | | | | JWST | | | | JWST | | | | JWST | | | | |
| S9 | S11 | L15 | L18W | L24 | N60 | WS | WL | N160 | F070W | F090W | F115W | F150W | F200W | F277W | F356W | F444W | | | | |
| 7.206 | 6.731 | 5.905 | 5.591 | 5.148 | 3.519 | 3.107 | 2.250 | 2.093 | 16.604 | 14.969 | 13.479 | 12.190 | 11.210 | 11.023 | 10.333 | 9.486 | | | | |
| JWST | | | | JWST | | | | JWST | | | | JWST | | | | JWST | | | | |
| F770W | F1000W | F1130W | F1280W | F1500W | F1800W | F2100W | F2550W | F140M | F158M | F162M | F182M | F210M | F250M | F380M | F300M | F335M | | | | |
| 7.555 | 6.846 | 6.572 | 6.303 | 5.970 | 5.630 | 5.347 | 4.996 | 12.384 | 11.832 | 11.808 | 11.241 | 11.172 | 11.100 | 9.982 | 11.147 | 10.622 | | | | |
| JWST | | | | sub-mm | | | | sub-mm | | | | sub-mm | | | | sub-mm | | | | |
| F360M | F410M | F430M | F460M | F480M | F560W | 350 | 450 | 850 | 1300 | identifier | | | | | | | j004452 | | | |
| 10.101 | 9.762 | 9.519 | 9.351 | 9.187 | 8.619 | 0.820 | 0.589 | -0.172 | -0.666 | j004452 | | | | | | | | | | |

¹⁹ <http://www.stsci.edu/jwst/instruments/nircam/instrumentdesign/filters/>

²⁰ Alistair Glasse, private communication, December 2015.

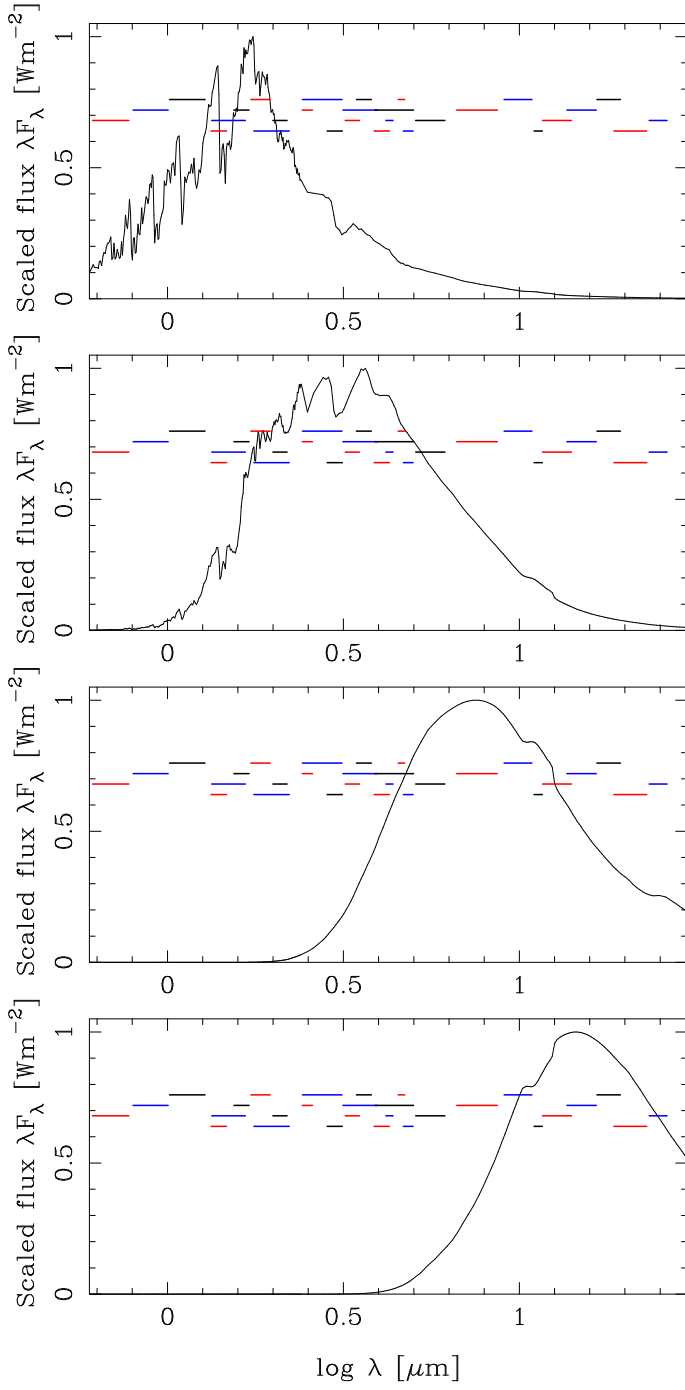


Fig. C.1. Normalized SEDs of four C stars with little, moderate, strong, and extreme mass-loss rates (NGC 419 LE18, IR1, MIR1, and ERO0518484 from top to bottom). The horizontal bars indicate the FWHM range of 29 NIRCAM and MIRI filters.

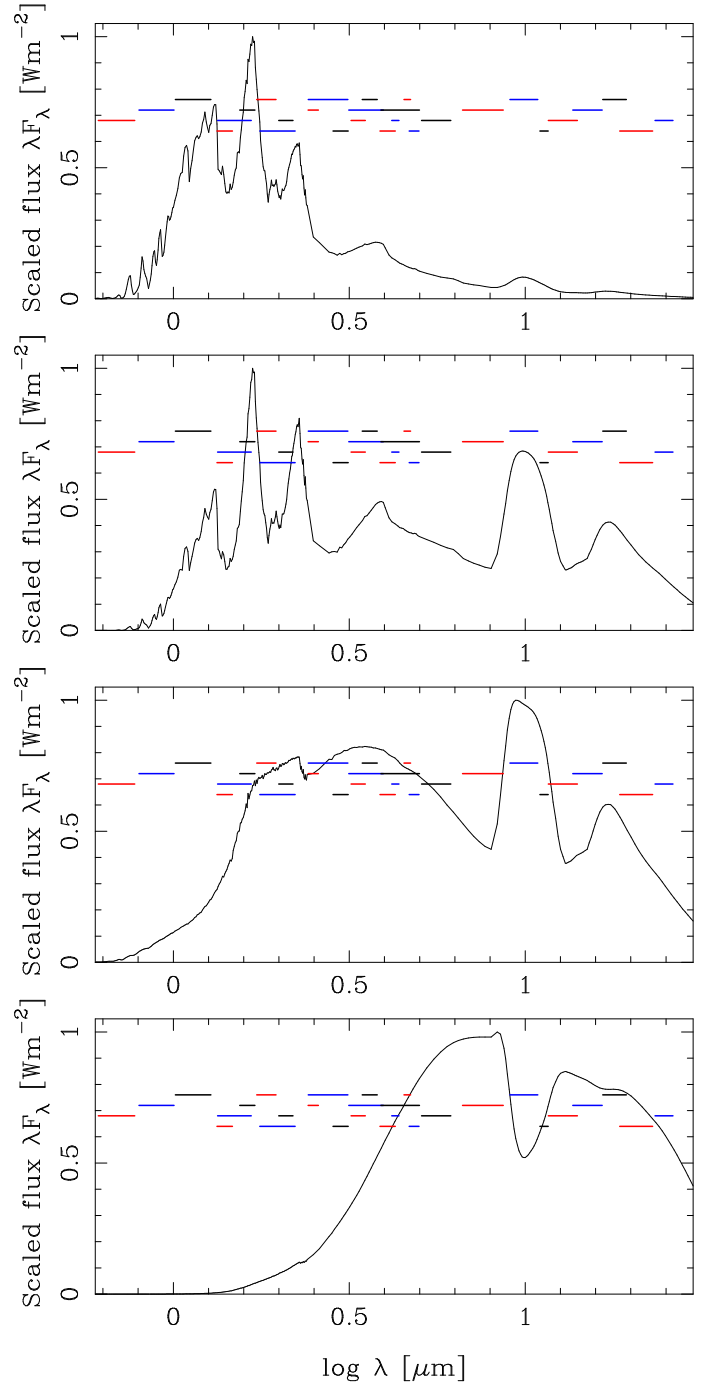


Fig. C.2. Normalized SEDs of four O stars with little, moderate, strong, and heavy mass-loss rates (MSX LMC 1677, W60 A72, IRAS 05003, and IRAS 05246 from top to bottom). The horizontal bars indicate the FWHM range of 29 NIRCAM and MIRI filters.