

Time-reversal-violating Schiff moment of ^{199}Hg

J. H. de Jesus* and J. Engel†

Department of Physics and Astronomy, CB3255, University of North Carolina, Chapel Hill, North Carolina 27599-3255, USA

(Received 12 July 2005; published 31 October 2005)

We calculate the Schiff moment of the nucleus ^{199}Hg , created by πNN vertices that are odd under parity (P) and time-reversal (T). Our approach, formulated in diagrammatic perturbation theory with important core-polarization diagrams summed to all orders, gives a close approximation to the expectation value of the Schiff operator in the odd- A Hartree-Fock-Bogoliubov ground state generated by a Skyrme interaction and a weak P- and T-odd pion-exchange potential. To assess the uncertainty in the results, we carry out the calculation with several Skyrme interactions, the quality of which we test by checking predictions for the isoscalar- $E1$ strength distribution in ^{208}Pb , and estimate most of the important diagrams we omit.

DOI: [10.1103/PhysRevC.72.045503](https://doi.org/10.1103/PhysRevC.72.045503)

PACS number(s): 24.80.+y, 11.30.Er, 21.60.Jz

I. INTRODUCTION

The existence of a permanent¹ electric dipole moment (EDM) in leptons, neutrons, or neutral atoms is direct evidence for time-reversal (T) violation. Because of the CPT theorem, the search for EDMs can provide us valuable information about sources of CP violation. Though a phase in the Cabibbo-Kobayashi-Maskawa matrix is enough to account the level of CP violation in kaon and B-meson decays, it cannot explain the observed matter/antimatter asymmetry in the Universe. Physics that can (and new physics at the weak scale more generically) should produce EDMs not far from current upper limits.

So far no EDMs have been observed, but experiments are continually improving. Here we are interested in the conclusions that can be drawn from the measured upper limit [1] in ^{199}Hg , a diamagnetic atom. The largest part of its EDM most likely comes from T violation in the nucleus, caused by a T-violating (and parity-violating) component of the nucleon-nucleon interaction. The atomic EDM is generated by the subsequent interaction of the nucleus with the electrons.

That interaction is more subtle than one might think. If the nucleus and electrons were nonrelativistic point-particles interacting solely via electrostatic forces, the electrons would rearrange in response to a nuclear EDM to cancel it essentially exactly. Fortunately, as was shown by Schiff [2], the finite size of the nucleus leads to a residual atomic EDM. It turns out, however, that the relevant nuclear quantity is not the nuclear EDM but rather the nuclear ‘‘Schiff moment’’

$$S \equiv \langle \Psi_0 | S^z | \Psi_0 \rangle, \quad (1)$$

which is the nuclear ground-state expectation value, in the substate $|\Psi_0\rangle$ with angular momentum projection M_J equal to the angular momentum J , of the z -component of

the ‘‘Schiff operator’’

$$S = \frac{e}{10} \sum_{p=1}^Z \left(r_p^2 - \frac{5}{3} \langle r^2 \rangle_{\text{ch}} \right) \mathbf{r}_p. \quad (2)$$

Here e is the charge of the proton, $\langle r^2 \rangle_{\text{ch}}$ is the mean squared radius of the nuclear charge distribution, and the sum is restricted to protons.

For the Schiff moment to exist, P and T must be violated by the nuclear Hamiltonian. We assume that whatever its ultimate source, the T violation works its way into a meson-mediated P- and T-violating NN interaction generated from a Feynman graph containing a meson propagator, the usual strong meson- NN strong vertex and a (much weaker) P- and T-violating meson- NN vertex. The second vertex can take three different forms in isospin space. References [4,5] showed that short-range nuclear correlations and a fortuitous sign make the contribution of ρ - and ω -exchange to the interaction small compared to that of pion-exchange if the T-violating coupling constants of the different mesons are all about the same, and so we neglect everything but pion exchange. The most general P- and T-odd NN potential then has the form ($\hbar = c = 1$) [3]

$$\begin{aligned} W(\mathbf{r}_a - \mathbf{r}_b) = & -\frac{gm_\pi^2}{8\pi m_N} \left\{ \left[\bar{g}_0(\boldsymbol{\tau}_a \cdot \boldsymbol{\tau}_b) - \frac{\bar{g}_1}{2}(\tau_a^z + \tau_b^z) \right. \right. \\ & \left. \left. + \bar{g}_2(3\tau_a^z\tau_b^z - \boldsymbol{\tau}_a \cdot \boldsymbol{\tau}_b) \right] (\boldsymbol{\sigma}_a - \boldsymbol{\sigma}_b) - \frac{\bar{g}_1}{2} \right. \\ & \left. \times (\tau_a^z - \tau_b^z)(\boldsymbol{\sigma}_a + \boldsymbol{\sigma}_b) \right\} \cdot (\mathbf{r}_a - \mathbf{r}_b) \\ & \times \frac{\exp(-m_\pi|\mathbf{r}_a - \mathbf{r}_b|)}{m_\pi|\mathbf{r}_a - \mathbf{r}_b|^2} \left[1 + \frac{1}{m_\pi|\mathbf{r}_a - \mathbf{r}_b|} \right], \end{aligned} \quad (3)$$

where m_π is the mass of the pion, m_N that of the nucleon, $\tau^z|p\rangle = -|p\rangle$, $g \equiv 13.5$ is the strong πNN coupling constant, and the \bar{g}_i are the isoscalar ($i = 0$), isovector ($i = 1$), and isotensor ($i = 2$) PT-odd πNN coupling constants. A word of caution here: more than one sign convention for the \bar{g} 's is in use. Our \bar{g}_0 and \bar{g}_1 are defined with a sign opposite to those used by Flambaum *et al.* [6,7] and by Dmitriev *et al.* [8,9].

*Electronic address: jhjesus@physics.unc.edu; Present address: Department of Physics, University of Wisconsin, Madison, WI 53706.

†Electronic address: engelj@physics.unc.edu

¹Permanent or static, rather than induced.

The goal of this paper is to calculate the dependence of the Schiff moment of ^{199}Hg on the T-violating πNN couplings (we leave the dependence of these couplings on fundamental sources of CP violation to others) so that models of new physics can be quantitatively constrained. An accurate calculation is not easy because the Schiff moment depends on the interplay of the Schiff operator with complicated spin- and space-dependent correlations induced by the two-body interaction W . In the early calculation by Flambaum, Khriplovich, and Sushkov almost two decades ago [6], the correlations were taken to be admixtures of simple one-particle one-hole excitations into a Slater determinant produced by a one-body Woods-Saxon potential.

More recent work [8,9] made significant improvements by treating the correlations in the RPA after generating an approximately self-consistent one-body potential. However, that work used only the relatively schematic Landau-Migdal interaction (in addition to W) in the RPA and mean-field equations, and did not treat pairing self consistently. The reliance on a single strong interaction makes it difficult to analyze uncertainty. Such an analysis seems to be particularly important in ^{199}Hg , the system with the best experimental limit on its EDM. The calculated Schiff moment of Refs. [8,9] in that nucleus depends extremely weakly on the isoscalar coefficient \bar{g}_0 , a result of coincidentally precise cancellations among single-particle and collective excitations. They might be less precise when other interactions are used.

Here we make several further improvements. Our mean field, which we calculate in ^{198}Hg before treating core polarization by the valence nucleon, includes pairing and is exactly self-consistent. Pairing changes the RPA to the quasiparticle-RPA (QRPA), a continuum version of which we use to obtain ground-state correlations. Most importantly, we carry out the calculation with several sophisticated (though still phenomenological) Skyrme NN interactions, the appropriateness of which we explore by examining their ability to reproduce measured isoscalar- $E1$ strength (generated by the isoscalar component of the Schiff operator) in ^{208}Pb . The use and calibration of more than one such force allows us to get a handle on the uncertainty in our final results.

The rest of this paper is organized as follows: Section II describes our approach and the Skyrme interactions we use, and includes their predictions for strength distributions that bear on the Schiff moment. Section III presents our results and an analysis of their uncertainty, including a calculation in the simpler nucleus ^{209}Pb that allows us to check the size of effects we omit in ^{199}Hg . Section IV is a conclusion.

II. PROCEDURE FOR EVALUATING SCHIFF MOMENTS

A. Method

Our Schiff moment is a close approximation to the expectation value of the Schiff operator in the completely self-consistent one-quasiparticle ground state of ^{199}Hg , constructed from a two-body interaction that includes both a Skyrme potential and the P- and T-violating potential W . It is an approximation because we do not treat W in a completely self-consistent way, causing an error that we estimate to be

small in the Sec. III. In addition, we do not actually carry out the mean-field calculation in ^{199}Hg itself. Instead, we start from the HF+BCS ground-state of the even-even nucleus ^{198}Hg and add a neutron in the $2p_{1/2}$ level. We then treat the core-polarizing effects of this neutron in the QRPA. A self-consistent core with QRPA core polarization is completely equivalent to a fully self-consistent odd- A calculation [10]. We omit one part of the QRPA core polarization, again with an estimate showing its contribution to be insignificant.

A good way to keep track of the two interactions and their effects is to formulate the calculation (and corrections to it) as a sum of Goldstone-like diagrams, following the shell-model effective-operator formalism presented, e.g., in Ref. [11]. The one difference between our diagrams and the usual ‘‘Brandow’’ kind is that our fermion lines will represent BCS quasiparticles rather than pure particles or holes. Our diagrams reduce to the familiar kind in the absence of pairing.

We begin, following a spherical HF+BCS calculation in ^{198}Hg (in a 20-fm box with mixed volume and surface pairing fixed as in Ref. [12]), by dividing the Hamiltonian into unperturbed and residual parts. The unperturbed part, expressed in the quasiparticle basis, is

$$H_0 = T + V_{00} + V_{11}, \quad (4)$$

where T is the kinetic energy and V the Skyrme interaction, with subscripts that refer to the numbers of quasiparticles the operator creates and destroys. The residual piece² is

$$H_{\text{res}} = W + V_{22} + V_{13} + V_{31} + V_{04} + V_{40}. \quad (5)$$

The interaction W can also be expanded in terms of quasiparticle creation and annihilation operators; all the terms are included in H_{res} , though W_{00} vanishes because W is a pseudoscalar operator. The valence ‘‘model space’’ of effective-operator theory is one-dimensional: a quasiparticle with $u = 0$ and $v = 1$ (i.e., a particle, since it is not part of a pair) in the $a \equiv (2p_{1/2}, m = 1/2)$ level. The unperturbed ground state $|\Phi_a\rangle$ is simply this one-quasiparticle state. Then the expectation value of S^z , Eq. (1), in the full correlated ground state $|\Psi_a\rangle \equiv |\Psi_0\rangle$ is given by

$$\begin{aligned} \langle \Psi_a | S^z | \Psi_a \rangle &= \mathcal{N}^{-1} \langle \Phi_a | \left[1 + H_{\text{res}} \left(\frac{Q}{\epsilon_a - H_0} \right) + \dots \right] S^z \\ &\quad \times \left[1 + \left(\frac{Q}{\epsilon_a - H_0} \right) H_{\text{res}} + \dots \right] | \Phi_a \rangle. \end{aligned} \quad (6)$$

Here ϵ_a is the single-quasiparticle energy of the valence nucleon, the operator Q projects onto all other single-quasiparticle states, \mathcal{N} is a normalization factor that, we will argue later, is very close to one, and the dots represent higher-order terms in H_{res} . To evaluate the expression, we write S^z in the quasiparticle basis as $S^z = S_{11} + S_{02} + S_{20}$ (S_{00} vanishes for the same reason as W_{00}).

The zeroth-order contribution to the Schiff moment in Eq. (6) vanishes because the Schiff operator cannot connect two states with the same parity, and also because the Schiff operator acts only on protons while the valence particle in ^{199}Hg is a neutron. (There are no center-of-mass corrections

²The BCS transformation makes V_{02} and V_{20} zero.

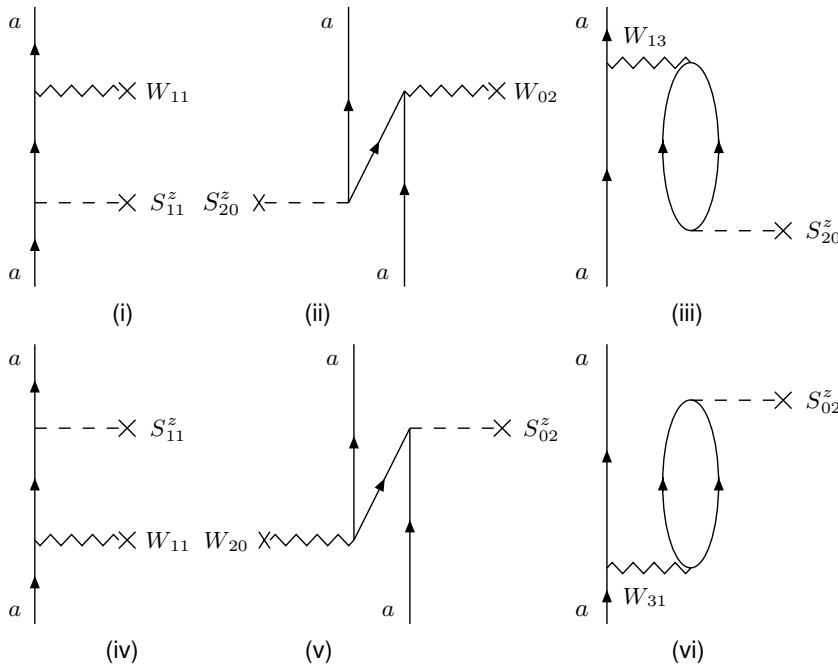


FIG. 1. First-order quasiparticle diagrams contributing to the Schiff moment. Diagrams (i), (ii), (iv), and (v) do not contribute if the valence nucleon is a neutron, which is the case in ^{199}Hg . Diagram (vi) is the complex conjugate of diagram (iii). Although our diagrams display only direct matrix elements of two-body interactions, we include the exchange matrix elements as well.

to the effective charges [13].) The terms that are first order in H_{res} do not include the strong interaction V because it has a different parity from the Schiff operator. Thus the lowest order contribution to the Schiff moment is

$$\langle \Psi_a | S^z | \Psi_a \rangle^{\text{first-order}} = \langle -|q_a \left[W \left(\frac{Q}{\epsilon_a - H_0} \right) S^z \right] q_a^\dagger | - \rangle + \text{c.c.}, \quad (7)$$

where q_a^\dagger is the creation operator for a quasiparticle in the valence level a and $| - \rangle$ is the no-quasiparticle BCS vacuum describing the even-even core, so that $|\Phi_a\rangle$ is just $q_a^\dagger | - \rangle$. The contribution of Eq. (7) in an arbitrary nucleus can be represented as the sum of the diagrams in Fig. 1, the rules for which we give in the Appendix.³ (Although our diagrams display only direct matrix elements of two-body interactions, we include the exchange matrix elements as well.) In ^{199}Hg , because the valence particle is a neutron, only diagrams (iii) and (vi) are nonzero. We can interpret diagram (iii) as the Schiff operator exciting the core to create a virtual three-quasiparticle state, which is then deexcited back to the ground state when the valence neutron interacts with the core

³These rules are similar to the ordinary Brandow-Goldstone-diagram rules but since fermion lines represent quasiparticles, their number need not be conserved at each interaction. In addition, we have only upward going lines because there are no quasiholes.

through W . This diagram and its partner (vi) are what was evaluated by Flambaum *et al.* [6], though their mean field was a simple Woods-Saxon potential, their W was a zero-range approximation that did not include exchange terms, and they neglected pairing.

Core polarization, implemented through a version of the canonical-basis QRPA code reported in Ref. [14] (with residual spurious center-of-mass motion removed following Ref. [15]), can be represented by a subset of the higher-order diagrams. Because W is so weak, we need only include it in first order. The higher order terms in V that we include have the effect of replacing the two-quasiparticle bubble in (iii) and (vi) of Fig. 1 with chains of such bubbles (see Fig. 2), as well adding diagrams in which the QRPA bubble chains are excited through a strong interaction of the core with the valence neutron. We therefore end up evaluating diagrams labeled A, B1, and B2, in Fig. 3 (plus two more of type B in which the interaction W is below the Schiff operator). The explicit expression for diagram A, the first on the left in the figure, is

$$\langle \Psi_a | S^z | \Psi_a \rangle_{\text{diag-A}} = - \sum_{\lambda} \sum_{k>l} \sum_{k'>l'} Z_{kl}^{\lambda*} \langle - | S_{02}^z | kl \rangle \times Z_{k'l'}^{\lambda} \langle ak'l' | W_{31} | a \rangle \mathcal{E}_{\lambda}^{-1}. \quad (8)$$

Here, $Z_{kl}^{\lambda} \equiv X_{kl}^{\lambda} + Y_{kl}^{\lambda}$ represents the QRPA amplitudes (the sum appears because the matrix elements of all our operators

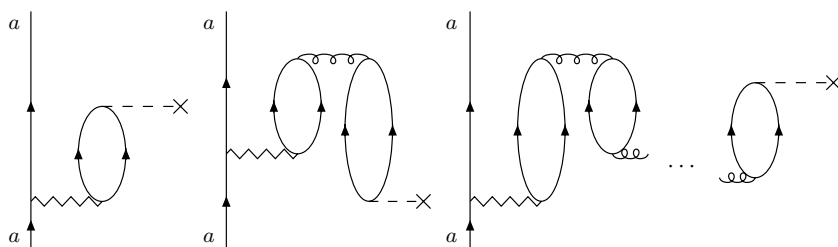


FIG. 2. Examples of diagrams contributing to the collective response to the Schiff operator. The sum of all these diagrams is represented in Fig. 3(i). The broken line represents the action of the Schiff operator (as in Fig. 1), the zig-zag line represents the P- and T-violating interaction (also as in Fig. 1), and the looped line represents a generic Skyrme interaction.

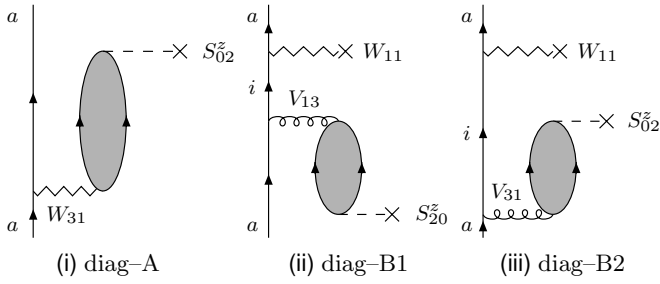


FIG. 3. QRPA diagrams contributing to the Schiff moment. The filled bubble represents an infinite sum of quasiparticle bubbles, including all the forward and backward amplitudes. The two B diagrams have partners (not shown) in which W acts below S^z .

are real) and \mathcal{E}_λ is the energy of the collective state λ in ^{198}Hg . The quasiparticle matrix elements $\langle -|S_{02}^z|kl\rangle$ and $\langle ak|W_{31}|a\rangle$ are related to the usual particle matrix elements $\langle k|S^z|l\rangle$ and $\langle ak|W|al\rangle$ through the transformations discussed in the Appendix. In the absence of QRPA correlations, the X and Y amplitudes are 1 or 0, and Eq. (8) reduces to that associated with diagrams (iii) and (vi) of Fig. 1.

Diagrams B1 and B2 of Fig. 3 have the explicit expressions

$$\begin{aligned} \langle \Psi_a | S^z | \Psi_a \rangle_{\text{diag-B1}} &= -2 \sum_{\lambda} \sum_i \sum_{k>l} \sum_{k'>l'} \langle a | W_{11} | i \rangle \\ &\times Z_{kl}^{\lambda*} \langle i | V_{13} | akl \rangle Z_{k'l'}^{\lambda} \langle k'l' | S_{20}^z | - \rangle \\ &\times (\epsilon_a - \epsilon_i)^{-1} \mathcal{E}_\lambda^{-1}, \end{aligned} \quad (9)$$

$$\begin{aligned} \langle \Psi_a | S^z | \Psi_a \rangle_{\text{diag-B2}} &= -2 \sum_{\lambda} \sum_i \sum_{k>l} \sum_{k'>l'} \langle a | W_{11} | i \rangle Z_{kl}^{\lambda*} \\ &\times \langle - | S_{02}^z | kl \rangle Z_{k'l'}^{\lambda} \langle i k'l' | V_{31} | a \rangle (\epsilon_a - \epsilon_i)^{-1} \\ &\times (\mathcal{E}_\lambda - \epsilon_a + \epsilon_i)^{-1}. \end{aligned} \quad (10)$$

The factor 2 accounts for diagrams not shown in Fig. 3 in which W acts *below* the QRPA bubble, and the ϵ 's are quasiparticle energies. The difference between Eqs. (9) and (10) is mainly in the three-quasiparticle intermediate states.

A complete QRPA calculation that is first order in W would also include versions of diagram A in which W trades places with one of the V 's in the bubble sum. We do not evaluate such diagrams but estimate their size (which we find to be small) from calculations in the simpler nucleus ^{209}Pb in the next section. We also use that nucleus to examine other low-order diagrams not included in the bubble sum of diagram A.

Why do we expect the QRPA subset of diagrams to be sufficient? The reason is that they generally account for the collectivity of virtual excitations in a reliable way when calculated with Skyrme interactions. We illustrate this statement below with some calculations of isoscalar- $E1$ strength in ^{208}Pb .

B. Interactions

We carry out the calculation with five different Skyrme interactions: our preferred interaction SkO' [12,16] (preferred for reasons discussed in Ref. [17]), and the older, commonly used interactions SIII [18], SkM* [19], SLy4 [20], and SkP

[21]. To get some idea of how well they will work, we calculate the strength distribution of the isoscalar- $E1$ operator

$$D_0 = \sum_{p=1}^Z r_p^2 \mathbf{r}_p + \sum_{n=1}^N r_n^2 \mathbf{r}_n. \quad (11)$$

This operator is interesting because it is the isoscalar version of the Schiff operator (the isoscalar version of the second term in the Schiff operator acts only on the center of mass and so does not appear in D_0). The isoscalar- $E1$ strength, measured, e.g., in ^{208}Pb [22], seems to fall mainly into two peaks. The high-energy peak, related to the compressibility coefficient K_∞ , [22–28], is observed to lie between 19 and 23 MeV, depending on the experimental method used [22,23]. Recent interest has focused on a smaller but still substantial low-energy peak around 12 MeV, which has been studied theoretically in the RPA [25,26] as well as experimentally [22].

Figure 4 shows the predictions of several Skyrme interactions in the RPA, with widths of 1 MeV introduced by hand following Ref. [24], for the isoscalar- $E1$ strength distribution in ^{208}Pb . The figure also shows the locations of the measured low- and high-energy peaks of Davis *et al.* [23] and of Clark *et al.* [22]. Nearly all self-consistent RPA calculations, including ours (except with SkP) over-predict the energy of the larger peak by a few MeV [22,25]. SIII does a particularly poor job. The predicted low-energy strength is closer to experiment, though usually a little too low. Table I summarizes the situation. Unfortunately, the data are not precise enough to extract much more than the centroids of the two peaks. Since the Schiff-strength distribution in ^{199}Hg helps determine the Schiff moment, it would clearly be useful to have better data, either in that nucleus or a nearby one such as ^{208}Pb .

The isovector- $E1$ strength distribution also bears on the Schiff moment through the second term of the Schiff

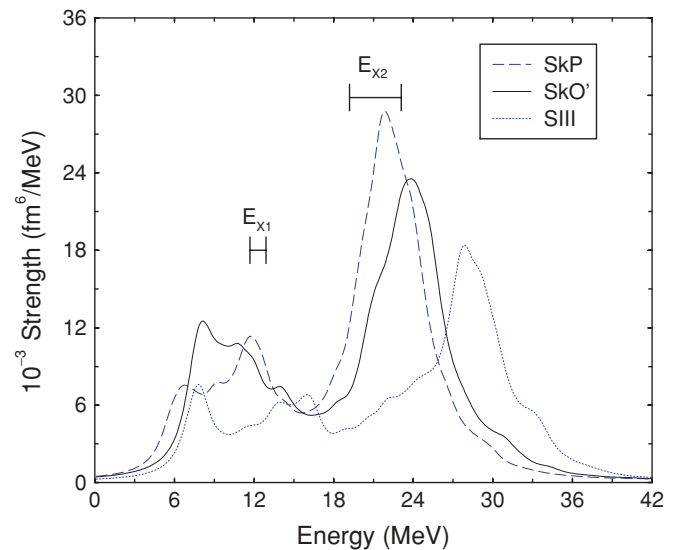


FIG. 4. (Color online) Isoscalar- $E1$ strength distributions for ^{208}Pb predicted by the Skyrme interactions SkP, SkO', and SIII in self-consistent HF+RPA. The experimental bounds on the low-energy (E_{x1}) and high-energy (E_{x2}) peaks are also shown (see Table I).

TABLE I. Comparison between experimental and theoretical results for the centroids of the low- and high-energy peaks in the distribution of isoscalar $E1$ strength in ^{209}Pb . The experimental results are from Refs. [22] and [23]. (Reference [23] identifies only the high-energy peak.) The theoretical distributions are from self-consistent HF+RPA calculations with five different Skyrme interactions.

	Low (MeV)	High (MeV)
SkM*	11.0	25.3
SkP	10.0	23.4
SIII	11.6	28.3
SLy4	11.4	26.4
SkO'	10.3	24.8
Experiment [23]	—	22.4 ± 0.5
Experiment [22]	12.2 ± 0.6	19.9 ± 0.8

operator, but it is well understood experimentally and generally reproduced fairly well by Skyrme interactions.

III. RESULTS AND ESTIMATE OF UNCERTAINTY

A. Results with several forces

The Schiff moment can be written as

$$S = a_0 g \bar{g}_0 + a_1 g \bar{g}_1 + a_2 g \bar{g}_2, \quad (12)$$

where \bar{g}_i are the P- and T-odd πNN coupling constants and all the nuclear physics is summarized by the three coefficients a_i . We present our results for these coefficients by showing the effects, in turn, of several improvements on early calculations.

The first calculations of Schiff moments [6], as noted above, correspond to our first-order diagrams (iii) and (vi) of Fig. 1 but with no pairing, with a simple Woods-Saxon potential in place of a self-consistent mean field, and with the zero-range limit of the direct part of W . The results of Ref. [6] are given here in the first line of Table II.

When we repeat the calculation, evaluating diagrams (iii) and (vi) with W approximated by its direct part in the zero-range limit and with the mean field from the Skyrme interaction SkO' (so that the only differences in the calculations are the one-body potential and BCS pairing), we get the coefficients in second line of the table.

The finite range of the potential reduces the a_i from these zero-range values by 30–40%, depending on the Skyrme interaction used. Exchange terms, when the range is finite, decrease

TABLE II. Calculated coefficients a_i from Ref. [6] and with the Skyrme interaction SkO' in several limits (see text). The full result is in the last line. The units are $e \text{ fm}^3$.

	a_0	a_1	a_2
Ref. [6]	0.087	0.087	0.174
Naive limit	0.095	0.095	0.190
Diagram A only	0.018	0.034	0.031
Full result	0.010	0.074	0.018

a_0 by a few percent, have no effect on a_1 and increase a_2 by half the amount they decrease a_0 .

The three coefficients in lines 1 and 2 of the table are not independent; the isotensor coefficient is exactly two times larger than the isovector and isoscalar coefficients. Because the valence neutron must excite core protons to couple to the Schiff operator through (iii) and (vi) of Fig. 1, only the neutron-proton part of W contributes, and under the assumptions of no core spin, no exchange terms, and zero-range, W reduces to

$$W_{\text{direct}}^{\text{contact}}(\mathbf{r}_n - \mathbf{r}_p) = -\frac{1}{2m_n^2 m_N} (g \bar{g}_0 + g \bar{g}_1 + 2g \bar{g}_2) \times \boldsymbol{\sigma}_n \cdot \nabla_n \delta(\mathbf{r}_n - \mathbf{r}_p), \quad \text{no core spin.} \quad (13)$$

Thus, in the approach of Flambaum *et al.* [6], the Schiff moment is a function of a single parameter, usually called η_{np} . Exchange terms add another independent parameter and QRPA bubbles bring in a third. This last term arises because the valence neutron, besides exciting a proton quasiparticle pair in the core, can now excite neutron quasiparticle pairs that annihilate and create proton pairs inside the bubble that then couple to the Schiff operator (see Fig. 2). Thus, in our complete calculation, particularly when the B diagrams are included, the three coefficients a_i are independent.

The collectivity of the core turns out to be very important. As can be seen in the third line of Table II, when the single-particle bubble in the calculation above is replaced by the full QRPA bubble sum to give diagram A, all three a_i shrink *substantially*. The reason is that the Schiff strength is pushed on average to higher energies, both in the low-lying and high-lying analogs of the isoscalar- $E1$ distribution. (The high-lying peak actually is replaced by two peaks, the higher of which is at about 38 MeV. There is no peak corresponding to the giant isovector- $E1$ resonance, as was shown in Ref. [29].) The reduction is greater in the isoscalar and tensor channels—a factor of 4 to 6 depending on the Skyrme interaction—than in the isovector channel, where it is a factor of 2 to 3. Figure 5 shows the integral of the contribution to diagram A as a function of core-excitation energy (so that at large energy the lines approach the value for the diagram) for a_1 , with and without the bubble sum, for all five forces.

The reason for the difference in the size of the reduction is that the \bar{g}_0 and \bar{g}_2 parts of the interaction affect protons and neutrons in opposite ways (see, e.g., Eq. (9) of Ref. [17]), causing a destructive interference, while the \bar{g}_1 part affects them in the same way. This difference is absent from the single-quasiparticle picture because neutron excitations of the core do not play a role there. Another way of saying the same thing is that when the neutrons and protons are affected in the same way, the second (dipole-like) term in the Schiff operator, Eq. (2), contributes very little because the center of mass and center of charge move together. In the other two channels the contribution of the second term is similar in magnitude and opposite in sign to that of the first term so that, as Fig. 6 shows, the net value is smaller.

The type-B diagrams (see Fig. 2) are important corrections to diagram A. The effective weak isoscalar and isotensor one-body potentials (i.e., the tadpole) contribute with opposite

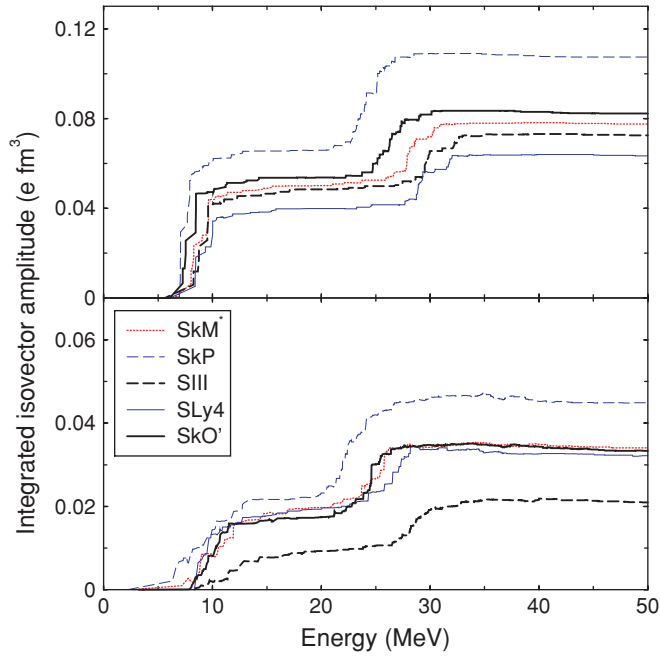


FIG. 5. (Color online) Integrated contribution of \bar{g}_1 to diagram A as a function of core-excitation energy (the value of the isovector part of the diagram is given by the lines at large energy) in the two-quasiparticle limit (top) and in the QRPA (bottom) for five different Skyrme interactions. The two bumps are at the energies of the low- and high-lying peaks of the isoscalar- $E1$ strength distribution.

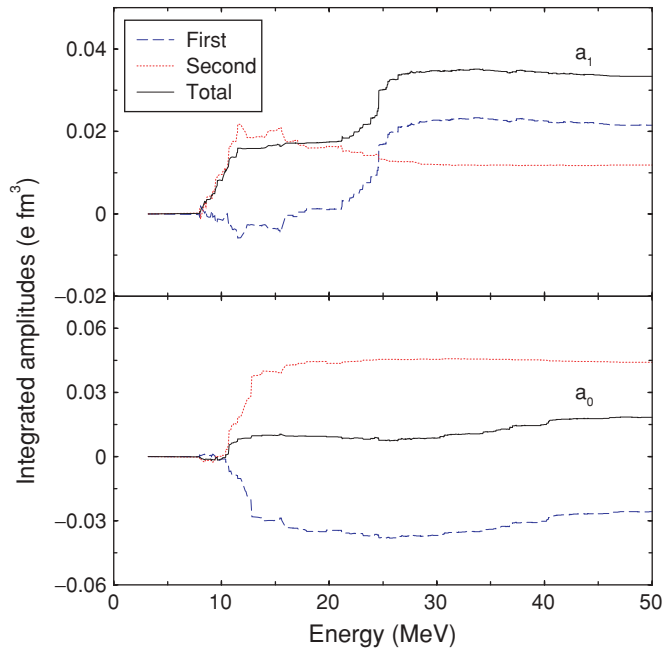


FIG. 6. (Color online) Integrated contributions of the first (dashed) and second (dotted) terms in the Schiff operator, together with the total contribution (solid) to diagram A, as a function of core-excitation energy with the SkO' interaction. The top panel is for the isovector coefficient a_1 and the bottom for the isoscalar coefficient a_0 .

TABLE III. Full coefficients a_i in ^{199}Hg for the five different Skyrme interactions used here. The units are $e\text{ fm}^3$.

	a_0	a_1	a_2
SkM*	0.009	0.070	0.022
SkP	0.002	0.065	0.011
SIII	0.010	0.057	0.025
SLy4	0.003	0.090	0.013
SkO'	0.010	0.074	0.018

sign from that of the isovector potential; again, see Eq. (9) of Ref. [17], which displays the direct part of the one-body potential explicitly. The sign turns out to be opposite that of diagram A in the isoscalar and isotensor channels, further suppressing a_0 and a_2 , and the same as diagram A in the isovector channel, largely counteracting the suppression by collectivity in that diagram. The net result for SkO' is in the last line of Table II; for the other forces the net results appear in Table III. The isovector coefficient a_1 ends up not much different from the early estimate of Ref. [6] but the isoscalar coefficient a_0 is smaller by a factor of about 9 to 40 and the isotensor coefficient a_2 by a factor of about 7 to 16.

B. Uncertainty and final result

The several Skyrme interactions we use all give different results, but the spread in numbers is about a factor of four in the isoscalar channel, two in the isotensor channel, and much less for the large isovector coefficient a_1 . It is possible that all the interactions are systematically deficient, but we have no evidence for that. In any event, the effective interaction is not the only source of uncertainty. We have evaluated only a subset of all diagrams, and although it is not obvious whether all the rest should be evaluated with effective interactions that are determined through Hartree-Fock- or RPA-based fits, there are some that should certainly be included and we would like to estimate their size.

The diagrams labeled C and D in Fig. 7 are the leading terms in bubble chains that would result from including W in the Hartree-Fock calculation (C) and in the QRPA calculation (D) in ^{198}Hg . We evaluated both sets in the simple nucleus ^{209}Pb (which has no pairing at the mean-field level), and found that

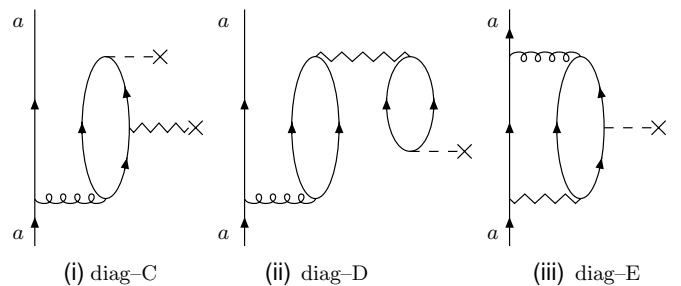


FIG. 7. Diagrams we did not include in our calculation in ^{199}Hg but the value of which we estimated through calculations in ^{209}Pb (and ^{199}Hg in the case of diagram C). We have omitted the labels on the interactions; they are the same as in the earlier figures.

diagram C can be nearly as large as the type-B diagrams in the isovector and isotensor channels. The same is true of diagram D in the isotensor channel. In that nucleus, however, diagram A is much larger than all the others and essentially determines the a_i . In ^{199}Hg , we only evaluated diagram C, but found that even though diagrams A and B can cancel there, they do so the most in the isoscalar channel, where the diagrams C and D are smallest. In the end diagram C never amounts to more than 10% of the sum of the A and B diagrams, and usually amounts to much less. Including the higher order (QRPA) terms in the bubble chain will only reduce the diagram-C contribution, so we conclude that it can be neglected. We are not positive that the same statement is true of diagram D, but unless it is much larger in ^{199}Hg than in ^{209}Pb (none of the other diagrams are), it can be neglected too.

The diagram labeled E represents a correction from outside our framework that is of the same order as the terms we include. We evaluated it in ^{209}Pb ; it is uniformly smaller than those of type C and D. Unless the situation is very different in ^{199}Hg , it can be neglected as well. The fact that these extra diagrams are all small is not terribly surprising; they all bring in extra energy denominators and/or interrupt the collective bubble.

We have also not included the normalization factor \mathcal{N} in Eq. (6). When calculated to second order in ^{209}Pb , it is about 1.05, independent of the Skyrme interaction used. Though this factor could be larger in RPA order because of low-lying phonons, most strength is pushed up by the RPA and we do not anticipate a large increase. It is reasonable to assume these statements are true in ^{199}Hg as well.

At short distances the NN potential is strongly repulsive and the associated short-range correlations should be taken into account. Reference [4], however, reports that the correlations reduce matrix elements of the effective one-body P- and T-violating pion-exchange potential only by about 5%, and in Ref. [30], which calculates the Schiff moment of ^{225}Ra , their effects are smaller than 10%. We are not missing much by neglecting them, though we would be if we included a ρ -meson exchange potential.

When all is said and done, the uncertainty is dominated by our uncertainty in the effective interaction. Our preferred interaction is SkO' , which (to repeat) gives the result

$$S_{199\text{Hg}}^{\text{SkO}'} = 0.010g\bar{g}_0 + 0.074g\bar{g}_1 + 0.018g\bar{g}_2 [e\text{fm}^3]. \quad (14)$$

If instead we average the results from the five interactions, we get

$$S_{199\text{Hg}}^{\text{ave}} = 0.007g\bar{g}_0 + 0.071g\bar{g}_1 + 0.018g\bar{g}_2 [e\text{fm}^3]. \quad (15)$$

The range of results in Table III is a measure of the uncertainty.

As noted in the introduction, Refs. [8,9] contain a similar calculation. They report

$$S_{199\text{Hg}}^{\text{Ref.}[8]} = 0.0004g\bar{g}_0 + 0.055g\bar{g}_1 + 0.009g\bar{g}_2 [e\text{fm}^3], \quad (16)$$

the most striking aspect of which is the isoscalar coefficient a_0 ; it is more than an order of magnitude smaller than our preferred value and five times smaller than the smallest coefficient produced by any of our interactions. We see no fundamental reason for such serious suppression, and suspect that the same cancellation we observe is coincidentally more precise in the

single Hg calculation of Refs. [8,9]. The authors applied their method to other nuclei, but did not find the same level of suppression in any of them. Even the cancellation produced in our calculations by SkP and SLy4 seems coincidentally severe. Though it is possible that other realistic Skyrme interactions would produce still smaller coefficients, we have a hard time imagining it.

IV. CONCLUSIONS

Our goal has been a good calculation of the dependence of the Schiff moment of ^{199}Hg , the quantity that determines the electric dipole moment of the corresponding atom, on three P- and T-violating πNN coupling constants. The current experimental limit on the dipole moment of the ^{199}Hg atom, $|d| < 2.1 \times 10^{-28} e\text{cm}$, together with the theoretical results of Ref. [31], $d = -2.8 \times 10^{-17} (S/e\text{fm}^3) e\text{cm}$, yields the constraint $|S| < 7.5 \times 10^{-12} e\text{fm}^3$. The a_i calculated in this paper then give a constraint on the three \bar{g}_i .⁴

In obtaining the a_i we have included what we believe to be most of the important physics, including a pion-exchange P- and T-violating interaction, collective effects that are known to renormalize strength distributions of Schiff-like operators, pairing at the mean-field level, self-consistency, and finally, several different Skyrme interactions. The last of these, together with an examination of effects we omitted, allows us to give the first real discussion of uncertainty for a calculation in this experimentally important nucleus.

We conclude that while the isovector coefficient a_1 is not very different from the initial estimate of Ref. [6], the isoscalar coefficient, which determines the limit one can set on the QCD parameter $\bar{\theta}$, is smaller by between about 9 and 40 (with the former our preferred value) and the isotensor parameter a_2 by a factor between about 7 and 16 (with our preferred value about 10). The uncertainty in these numbers comes primarily from our lack of knowledge about the effective interaction. There is good reason to make better measurements of low-lying dipole strength, particularly in the isoscalar channel. They would help to unravel the details of nuclear structure that determine the Schiff moment.

ACKNOWLEDGMENTS

We thank J. Dobaczewski and J. Terasaki for helpful discussions. This work was supported in part by the U.S. Department of Energy under Grant No. DE-FG02-97ER41019 and by the Fundação para a Ciência e a Tecnologia (Portugal). J.H.deJ. thanks the Institute for Nuclear Theory at the University of Washington for its hospitality and the Department of Energy for partial support during the completion of this work.

⁴We have not considered the contribution of the \bar{g}_i to nucleon electron dipole moments, which in turn contribute to the Schiff moment and should in principle be taken into account. But the nucleon EDMs also depend significantly on another unknown constant [32], which complicates the analysis. Reference [33] discusses the effect of nucleon EDMs on the Schiff moment of ^{199}Hg .

APPENDIX A: RULES FOR QUASIPARTICLE DIAGRAMMS IN THE UNCOUPLED BASIS

There are some differences between our rules for quasiparticle diagrams and the usual rules for particle-hole diagrams. The main one is that one- and two-body operators are written in a quasiparticle basis and do not conserve quasiparticle number, leading to different expressions for matrix elements. An example is the generic quasiparticle operator O_{20} , which contains two quasiparticle creation and no destruction operators. Its matrix elements will be written $\langle kl|O_{20}|- \rangle$, which means that it creates two quasiparticle states $|k\rangle|l\rangle$ out of the quasiparticle vacuum $|- \rangle$.

In what follows, “in” refers to lines with arrows pointing toward the vertex and “out” to lines pointing away from it. A diagram should be read from top to bottom, and from left to right. The rules are then

- (i) Each operator O_{11} contributes $\langle \text{out}|O_{11}|\text{in}\rangle$;
- (ii) Each operator O_{20} contributes $\langle \text{out}, \text{out}'|O_{20}|- \rangle$; because the diagram is read from the left, the label “out” is on the line that is further to the left;
- (iii) Each operator O_{02} contributes $\langle -|O_{02}|\text{in}, \text{in}'\rangle$;
- (iv) Each operator O_{22} contributes $\langle \text{out}, \text{out}'|O_{22}|\text{in}, \text{in}'\rangle$;
- (v) Each operator O_{31} contributes $\langle \text{out}, \text{out}', \text{out}''|O_{31}|\text{in}\rangle$;
- (vi) Each operator O_{13} contributes $\langle \text{out}|O_{13}|\text{in}, \text{in}', \text{in}''\rangle$;
- (vii) Each operator O_{40} contributes $\langle \text{out}, \text{out}', \text{out}''|O_{40}|- \rangle$;
- (viii) Each operator O_{04} contributes $\langle -|O_{04}|\text{in}, \text{in}', \text{in}'', \text{in}'''\rangle$;
- (ix) The diagram should be summed over all intermediate states;
- (x) Energy denominators are evaluated by operating with $(\epsilon_a - H_0)^{-1}$ between the action of every two operators in the diagram, giving $[\epsilon_a + \sum_k \epsilon_k]^{-1}$, where ϵ_k are quasiparticle energies;
- (xi) The phase for each diagram is $(-)^{n_l}$, where n_l is the number of closed loops;
- (xii) A factor of 1/2 is included for each pair of lines that start at the same vertex and end at the same vertex.

Folded diagrams with additional rules occur in general, but we do not discuss them here.

APPENDIX B: MATRIX ELEMENTS OF QUASIPARTICLES OPERATORS

We first summarize some important quantities involving the quasiparticle creation and annihilation operators q^\dagger and q , which are defined in terms of the usual particle operators a^\dagger and a by

$$\begin{cases} q_k = u_k a_k - v_k \tilde{a}_k^\dagger \\ q_k^\dagger = u_k \tilde{a}_k^\dagger - v_k a_k \end{cases}, \quad (B1)$$

$$\begin{cases} \tilde{q}_k = u_k \tilde{a}_k + v_k a_k^\dagger \\ \tilde{q}_k^\dagger = u_k a_k^\dagger + v_k \tilde{a}_k \end{cases}.$$

Here

$$\tilde{q}_k \equiv \tilde{q}_{l_k j_k m_k} = (-)^{l_k + j_k + m_k} q_{l_k j_k - m_k} = (-)^{l_k + j_k + m_k} q_{-k}. \quad (B2)$$

From the anticommutation rules for a^\dagger and a , we derive the following anticommutation rules for the quasiparticle operators in Eq. (B1)

$$\begin{aligned} \{q_k, q_l\} &= \{q_k^\dagger, q_l^\dagger\} = \{\tilde{q}_k, \tilde{q}_l\} = \{\tilde{q}_k^\dagger, \tilde{q}_l^\dagger\} \\ &= \{\tilde{q}_k, q_l\} = \{\tilde{q}_k^\dagger, q_l^\dagger\} = 0, \\ \{q_k, q_l^\dagger\} &= \{\tilde{q}_k, \tilde{q}_l^\dagger\} = \delta_{kl}, \\ \{\tilde{q}_k, q_l^\dagger\} &= (-)^{l_k + j_k + m_k} \delta_{-kl}. \end{aligned} \quad (B3)$$

Using definition (B1) and properties (B2) and (B3), one can write a one-body operator in second quantization as

$$T = \sum_{kl} T_{kl} a_k^\dagger a_l = T_0 + T_{11} + T_{20} + T_{02}, \quad (B4)$$

where

$$T_0 = \sum_k v_k^2 T_{kk}, \quad (B5)$$

$$T_{11} = \sum_{kl} T_{kl} (u_k u_l q_k^\dagger q_l - v_k v_l \tilde{q}_l^\dagger \tilde{q}_k), \quad (B6)$$

$$T_{20} = \sum_{kl} T_{kl} u_k v_l q_k^\dagger \tilde{q}_l^\dagger, \quad (B7)$$

$$T_{02} = \sum_{kl} T_{kl} u_l v_k \tilde{q}_k q_l. \quad (B8)$$

Here, the subscripts indicate the number of quasiparticle creation and annihilation operators involved. In the same way, a two-body operator takes the form

$$\begin{aligned} V &= -\frac{1}{4} \sum_{klij} (V_{klij} - V_{klji}) a_k^\dagger a_l^\dagger a_i a_j = -\frac{1}{4} \sum_{klij} \bar{V}_{klij} a_k^\dagger a_l^\dagger a_i a_j \\ &= V_0 + V_{11} + V_{20} + V_{02} + V_{22} + V_{31} + V_{13} + V_{40} + V_{04}, \end{aligned} \quad (B9)$$

where

$$V_0 = \frac{1}{4} \sum_{kl} (u_k v_k u_l v_l P_k P_l \bar{V}_{k-kl-l} + 2v_k^2 v_l^2 \bar{V}_{klkl}), \quad (B10)$$

$$\begin{aligned} V_{11} &= \frac{1}{2} \sum_{kli} u_k v_l u_i v_i P_i \bar{V}_{kli-i} (q_k^\dagger \tilde{q}_l + \tilde{q}_l^\dagger q_k) \\ &+ \sum_{kli} v_k^2 \bar{V}_{klki} (u_i u_i q_l^\dagger q_i - v_l v_l \tilde{q}_i^\dagger \tilde{q}_l), \end{aligned} \quad (B11)$$

$$\begin{aligned} V_{20} &= \frac{1}{4} \sum_{kli} u_i v_i P_i \bar{V}_{kli-i} (u_k u_l q_k^\dagger q_l^\dagger + v_k v_l \tilde{q}_l^\dagger \tilde{q}_k^\dagger) \\ &+ \sum_{kli} u_k v_l^2 v_i \bar{V}_{klij} q_k^\dagger \tilde{q}_i^\dagger, \end{aligned} \quad (B12)$$

$$\begin{aligned} V_{22} &= \frac{1}{4} \sum_{klij} \bar{V}_{klij} (u_k u_l u_i u_j q_k^\dagger q_l^\dagger q_j q_i + v_k v_l v_i v_j \tilde{q}_j^\dagger \tilde{q}_k^\dagger \tilde{q}_l) \\ &+ \sum_{klij} u_k v_l u_j v_i \bar{V}_{klij} q_k^\dagger \tilde{q}_i^\dagger \tilde{q}_l q_j, \end{aligned} \quad (B13)$$

$$V_{31} = \frac{1}{2} \sum_{klij} u_k v_l \bar{V}_{klij} (u_i u_j q_i^\dagger q_j^\dagger \tilde{q}_i^\dagger q_k + v_i v_j q_k^\dagger \tilde{q}_j^\dagger \tilde{q}_i^\dagger q_l), \quad (\text{B14})$$

$$V_{40} = \frac{1}{4} \sum_{klij} u_k u_l v_i v_j \bar{V}_{klij} q_k^\dagger q_l^\dagger \tilde{q}_j^\dagger \tilde{q}_i^\dagger, \quad (\text{B15})$$

with $P_k = (-)^{k+j_k+m_k}$, $V_{ba} = (V_{ab})^\dagger$ and $\bar{V}_{abcd} = V_{abcd} - V_{abdc}$.

The matrix elements of quasiparticle operators are related to those of the usual one- and two-body operators. We show

how this works for the operator T_{20} ; the generalization to other operators follows automatically. T_{20} adds two quasiparticles to any state. From $|ij\rangle = q_i^\dagger q_j^\dagger |-\rangle$ and Eq. (B7), we write

$$\langle ij|T_{20}|-\rangle = \sum_{kl} T_{kl} u_k v_l \langle -|q_j q_i q_k^\dagger \tilde{q}_l^\dagger |-\rangle. \quad (\text{B16})$$

Since

$$\langle -|q_j q_i q_k^\dagger \tilde{q}_l^\dagger |-\rangle = P_l [-\delta_{jk} \delta_{-li} + \delta_{-lj} \delta_{ik}], \quad (\text{B17})$$

Eq. (B16) becomes

$$\langle ij|T_{20}|-\rangle = -P_i u_j v_j \langle j|T| -i\rangle + P_j u_i v_j \langle i|T| -j\rangle. \quad (\text{B18})$$

-
- [1] M. V. Romalis, W. C. Griffith, J. P. Jacobs, and E. N. Fortson, *Phys. Rev. Lett.* **86**, 2505 (2001).
- [2] L. I. Schiff, *Phys. Rev.* **132**, 2194 (1963).
- [3] P. Herczeg, in *Tests of Time Reversal Invariance in Neutron Physics*, edited by N. R. Roberson, C. R. Gould, and J. D. Bowman (World Scientific, Singapore, New Jersey, Hong Kong, 1987), p. 24.
- [4] A. Griffiths and P. Vogel, *Phys. Rev. C* **44**, 1195 (1991).
- [5] I. S. Towner and A. C. Hayes, *Phys. Rev. C* **49**, 2391 (1994).
- [6] V. V. Flambaum, I. B. Khriplovich, and O. P. Sushkov, *Nucl. Phys.* **A449**, 750 (1986).
- [7] V. V. Flambaum and J. S. M. Ginges, *Phys. Rev. A* **65**, 032113 (2002).
- [8] V. F. Dmitriev and R. A. Sen'kov, *Phys. At. Nucl.* **66**, 1940 (2003).
- [9] V. F. Dmitriev, R. A. Sen'kov, and N. Auerbach, *Phys. Rev. C* **71**, 035501 (2005).
- [10] G. E. Brown, in *Facets of Physics*, edited by D. Allen Bromley and Vernon W. Hughes (Academic Press, New York, 1970).
- [11] P. J. Ellis and E. Osnes, *Rev. Mod. Phys.* **49**, 777 (1997).
- [12] M. Bender, J. Dobaczewski, J. Engel, and W. Nazarewicz, *Phys. Rev. C* **65**, 054322 (2002).
- [13] O. P. Sushkov, V. V. Flambaum, and I. B. Khriplovich, *Zh. Eksp. Teor. Fiz.* **87**, 1521 (1984) [*Sov. Phys. JETP* **60**, 873 (1984)].
- [14] J. Terasaki, J. Engel, M. Bender, J. Dobaczewski, W. Nazarewicz, and M. Stoitsov, *Phys. Rev. C* **71**, 034310 (2005).
- [15] B. K. Agrawal, S. Shlomo, and A. I. Sanzhur, *Phys. Rev. C* **67**, 034314 (2003).
- [16] P.-G. Reinhard, D. J. Dean, W. Nazarewicz, J. Dobaczewski, J. A. Maruhn, and M. R. Strayer, *Phys. Rev. C* **60**, 014316 (1999).
- [17] J. Engel, M. Bender, J. Dobaczewski, J. H. de Jesus, and P. Olbratowski, *Phys. Rev. C* **68**, 025501 (2003).
- [18] M. Beiner, H. Flocard, N. V. Giai, and P. Quentin, *Nucl. Phys.* **A238**, 29 (1975).
- [19] J. Bartel, P. Quentin, M. Brack, C. Guet, and H. B. Håkansson, *Nucl. Phys.* **A386**, 79 (1982).
- [20] E. Chabanat, P. Bonche, P. Haensel, J. Meyer, and R. Schaeffer, *Nucl. Phys.* **A635**, 231 (1998); **A643**, 441(E) (1998).
- [21] J. Dobaczewski, H. Flocard, and J. Treiner, *Nucl. Phys.* **A422**, 103 (1984).
- [22] H. L. Clark, Y.-W. Lui, and D. H. Youngblood, *Phys. Rev. C* **63**, 031301(R) (2001).
- [23] B. F. Davis *et al.*, *Phys. Rev. Lett.* **79**, 609 (1997).
- [24] I. Hamamoto, H. Sagawa, and X. Z. Zhang, *Phys. Rev. C* **57**, R1064 (1998).
- [25] G. Colò, N. V. Giai, P. F. Bortignon, and M. R. Quaglia, *Phys. Lett.* **B485**, 362 (2000).
- [26] D. Vretenar, A. Wamdeelt, and P. Ring, *Phys. Lett.* **B487**, 334 (2000).
- [27] V. I. Abrosimov, A. Dellafiore, and F. Matera, *Nucl. Phys.* **A697**, 748 (2002).
- [28] S. Shlomo and A. I. Sanzhur, *Phys. Rev. C* **65**, 044310 (2002).
- [29] J. Engel, J. L. Friar, and A. C. Hayes, *Phys. Rev. C* **61**, 035502 (1999).
- [30] J. Dobaczewski and J. Engel, *Phys. Rev. Lett.* **94**, 232502 (2005).
- [31] V. A. Dzuba, V. V. Flambaum, J. S. M. Ginges, and M. G. Kozlov, *Phys. Rev. A* **66**, 012111 (2002).
- [32] M. Pospelov and A. Ritz, *Ann. Phys.* **318**, 119 (2005).
- [33] V. F. Dmitriev and R. A. Sen'kov, *Phys. Rev. Lett.* **91**, 212303 (2003).